

# FIGISC ANISA NEWSLETTER PREZZI

**N. 130/NP – 6 SETTEMBRE 2019**  
**FONDAMENTALI INTERNAZIONALI E**  
**PREZZI ITALIA – GIORNALIERI AGOSTO 2019**  
**01.01.2019-31.08.2019 – BENZINA E GASOLIO**  
**SEZIONI 1 – 2 – 3**

*a cura della Segreteria Nazionale*

## FIGISC/ANISA CONFCOMMERCIO

00153 ROMA

Presidente Nazionale FIGISC:

Presidente Nazionale ANISA:

Segreteria Nazionale:

Segreteria Nazionale FIGISC/ANISA: Telefono: 06 5866351 - Fax 06 58331724

e-mail: [figisc@confcommercio.it](mailto:figisc@confcommercio.it) [anisa@confcommercio.it](mailto:anisa@confcommercio.it)

sito internet: [www.figisc.it](http://www.figisc.it)

Piazza G.G. Belli 2

BRUNO BEARZI

MASSIMO TERZI

PAOLO UNITI



**SEZIONE 1 - FONDAMENTALI DI MERCATO INTERNAZIONALI  
GREGGIO BRENT IN DOLLARI ED EURO BARILE – CAMBIO EURO/DOLLARO –  
PRODOTTI FINITI CIF MEDITERRANEO DOLLARI TONNELLATA ED EURO  
LITRO**

Data	Brent spot dollari barile	Cambio euro/dollaro	Brent spot euro barile	Benzina Cif Med dollari tonnellata	Benzina CIF Med euro litro	Gasolio CIF Med dollari tonnellata	Gasolio CIF Med euro litro
01/01/19	50,57	1,1450	44,17	459,00	0,30266	497,00	0,36678
02/01/19	54,06	1,1397	47,43	485,75	0,32179	521,50	0,38665
03/01/19	53,23	1,1348	46,91	475,50	0,31636	517,75	0,38553
04/01/19	55,64	1,1403	48,79	488,25	0,32327	534,75	0,39627
05/01/19	55,64	1,1403	48,79	488,25	0,32327	534,75	0,39627
06/01/19	55,64	1,1403	48,79	488,25	0,32327	534,75	0,39627
07/01/19	57,10	1,1445	49,89	496,75	0,32769	550,00	0,40607
08/01/19	56,91	1,1440	49,75	492,00	0,32470	551,50	0,40736
09/01/19	59,46	1,1455	51,91	511,75	0,33729	566,50	0,41789
10/01/19	60,47	1,1535	52,42	521,00	0,34101	576,50	0,42232
11/01/19	59,24	1,1533	51,37	518,25	0,33927	575,00	0,42129
12/01/19	59,24	1,1533	51,37	518,25	0,33927	575,00	0,42129
13/01/19	59,24	1,1533	51,37	518,25	0,33927	575,00	0,42129
14/01/19	58,80	1,1467	51,28	511,50	0,33678	575,25	0,42390
15/01/19	58,65	1,1424	51,34	511,00	0,33771	565,50	0,41828
16/01/19	59,81	1,1389	52,52	510,25	0,33826	579,00	0,42959
17/01/19	59,85	1,1396	52,52	509,50	0,33755	575,00	0,42636
18/01/19	62,04	1,1402	54,41	527,25	0,34913	584,75	0,43336
19/01/19	62,04	1,1402	54,41	527,25	0,34913	584,75	0,43336
20/01/19	62,04	1,1402	54,41	527,25	0,34913	584,75	0,43336
21/01/19	62,18	1,1362	54,73	525,25	0,34903	584,00	0,43432
22/01/19	60,90	1,1354	53,64	511,50	0,34013	575,25	0,42812
23/01/19	61,05	1,1367	61,05	507,50	0,33708	579,00	0,43042
24/01/19	61,09	1,1341	61,09	509,00	0,33885	576,75	0,42973

**QUOTAZIONI E PREZZI GIORNALIERI – 01.01.2019 – 31.08.2019**

<b>Data</b>	<b>Brent spot dollari barile</b>	<b>Cambio euro/dollaro</b>	<b>Brent spot euro barile</b>	<b>Benzina Cif Med dollari tonnellata</b>	<b>Benzina CIF Med euro litro</b>	<b>Gasolio CIF Med dollari tonnellata</b>	<b>Gasolio CIF Med euro litro</b>
25/01/19	61,49	1,1346	54,20	516,25	0,34353	578,25	0,43066
26/01/19	61,49	1,1346	54,20	516,25	0,34353	578,25	0,43066
27/01/19	61,49	1,1346	54,20	516,25	0,34353	578,25	0,43066
28/01/19	59,71	1,1418	52,29	497,25	0,32880	565,00	0,41813
29/01/19	60,98	1,1422	53,39	507,75	0,33563	581,00	0,42982
30/01/19	61,89	1,1429	54,15	518,75	0,34269	587,75	0,43455
31/01/19	62,46	1,1488	54,37	516,75	0,33961	592,75	0,43600
01/02/19	61,86	1,1471	53,93	516,50	0,33995	585,50	0,43130
02/02/19	61,86	1,1471	53,93	516,50	0,33995	585,50	0,43130
03/02/19	61,86	1,1471	53,93	516,50	0,33995	585,50	0,43130
04/02/19	62,26	1,1445	54,40	521,75	0,34419	590,75	0,43616
05/02/19	61,67	1,1423	53,99	521,00	0,34435	589,25	0,43589
06/02/19	62,22	1,1394	54,61	527,50	0,34954	593,25	0,43997
07/02/19	61,01	1,1345	53,78	512,75	0,34123	588,25	0,43814
08/02/19	61,37	1,1346	54,09	525,50	0,34968	594,50	0,44276
09/02/19	61,37	1,1346	54,09	525,50	0,34968	594,50	0,44276
10/02/19	61,37	1,1346	54,09	525,50	0,34968	594,50	0,44276
11/02/19	61,30	1,1309	54,20	527,00	0,35183	587,75	0,43916
12/02/19	62,58	1,1296	55,40	535,50	0,35792	593,50	0,44397
13/02/19	63,27	1,1305	55,97	543,00	0,36264	605,50	0,45259
14/02/19	64,00	1,1268	56,80	543,75	0,36433	605,50	0,45407
15/02/19	65,65	1,1260	58,30	566,25	0,37968	624,50	0,46865
16/02/19	65,65	1,1260	58,30	566,25	0,37968	624,50	0,46865
17/02/19	65,65	1,1260	58,30	566,25	0,37968	624,50	0,46865
18/02/19	66,41	1,1328	58,62	571,25	0,38073	626,75	0,46752
19/02/19	65,86	1,1294	58,31	568,75	0,38021	620,50	0,46425
20/02/19	66,82	1,1342	58,91	581,00	0,38675	626,50	0,46675
21/02/19	66,91	1,1354	58,93	590,75	0,39283	629,75	0,46868
22/02/19	66,91	1,1325	59,08	593,75	0,39583	632,00	0,47156
23/02/19	66,91	1,1325	59,08	593,75	0,39583	632,00	0,47156
24/02/19	66,91	1,1325	59,08	593,75	0,39583	632,00	0,47156

QUOTAZIONI E PREZZI GIORNALIERI – 01.01.2019 – 31.08.2019

Data	Brent spot dollari barile	Cambio euro/dollaro	Brent spot euro barile	Benzina Cif Med dollari tonnellata	Benzina CIF Med euro litro	Gasolio CIF Med dollari tonnellata	Gasolio CIF Med euro litro
25/02/19	64,02	1,1355	56,38	572,50	0,38066	617,00	0,45915
26/02/19	64,51	1,1361	56,78	577,00	0,38345	625,25	0,46504
27/02/19	65,55	1,1386	57,57	586,50	0,38891	633,75	0,47033
28/02/19	65,03	1,1416	56,96	586,00	0,38755	634,75	0,46984
01/03/19	63,71	1,1383	55,97	582,25	0,38619	624,25	0,46340
02/03/19	63,71	1,1383	55,97	582,25	0,38619	624,25	0,46340
03/03/19	63,71	1,1383	55,97	582,25	0,38619	624,25	0,46340
04/03/19	64,44	1,1337	56,84	592,50	0,39458	629,75	0,46938
05/03/19	64,24	1,1329	56,70	596,00	0,39719	626,75	0,46748
06/03/19	64,51	1,1305	57,06	596,00	0,39804	625,75	0,46772
07/03/19	64,82	1,1271	57,51	601,50	0,40292	625,50	0,46894
08/03/19	65,66	1,1222	58,51	587,00	0,39493	610,50	0,45970
09/03/19	65,66	1,1222	58,51	587,00	0,39493	610,50	0,45970
10/03/19	65,66	1,1222	58,51	587,00	0,39493	610,50	0,45970
11/03/19	65,06	1,1244	57,86	610,75	0,41010	617,25	0,46387
12/03/19	65,33	1,1275	57,94	609,50	0,40814	614,50	0,46053
13/03/19	65,89	1,1303	58,29	616,50	0,41180	616,00	0,46051
14/03/19	66,18	1,1295	58,59	621,75	0,41560	616,50	0,46122
15/03/19	66,11	1,1308	58,46	613,25	0,40945	612,00	0,45732
16/03/19	66,11	1,1308	58,46	613,25	0,40945	612,00	0,45732
17/03/19	66,11	1,1308	58,46	613,25	0,40945	612,00	0,45732
18/03/19	66,65	1,1349	58,73	622,50	0,41412	610,75	0,45474
19/03/19	67,13	1,1358	59,10	622,00	0,41346	615,75	0,45810
20/03/19	68,35	1,1354	60,20	635,50	0,42258	624,75	0,46496
21/03/19	68,30	1,1387	59,98	642,50	0,42600	616,00	0,45712
22/03/19	66,29	1,1302	58,65	638,50	0,42653	603,00	0,45084
23/03/19	66,29	1,1302	58,65	638,50	0,42653	603,00	0,45084
24/03/19	66,29	1,1302	58,65	638,50	0,42653	603,00	0,45084
25/03/19	67,37	1,1291	59,49	644,25	0,42950	612,50	0,45701
26/03/19	67,51	1,1261	59,79	652,25	0,43614	615,50	0,46063
27/03/19	67,35	1,1218	59,81	646,50	0,43345	615,25	0,46167

QUOTAZIONI E PREZZI GIORNALIERI – 01.01.2019 – 31.08.2019

Data	Brent spot dollari barile	Cambio euro/dollaro	Brent spot euro barile	Benzina Cif Med dollari tonnellata	Benzina CIF Med euro litro	Gasolio CIF Med dollari tonnellata	Gasolio CIF Med euro litro
28/03/19	66,08	1,1218	58,91	637,25	0,42889	606,50	0,45685
29/03/19	67,93	1,1235	60,46	654,25	0,43966	612,50	0,46067
30/03/19	67,93	1,1235	60,46	654,25	0,43966	612,50	0,46067
31/03/19	67,93	1,1235	60,46	654,25	0,43966	612,50	0,46067
01/04/19	69,08	1,1236	61,48	660,75	0,44399	613,50	0,46138
02/04/19	69,68	1,1200	62,21	664,00	0,44761	621,00	0,46852
03/04/19	69,21	1,1243	61,56	667,25	0,44808	617,75	0,46429
04/04/19	69,80	1,1219	62,22	672,00	0,45223	622,25	0,46867
05/04/19	69,93	1,1233	62,25	676,00	0,45436	624,00	0,46940
06/04/19	69,93	1,1233	62,25	676,00	0,45436	624,00	0,46940
07/04/19	69,93	1,1233	62,25	676,00	0,45436	624,00	0,46940
08/04/19	71,12	1,1246	63,24	682,50	0,45820	632,25	0,47506
09/04/19	71,02	1,1277	62,98	682,25	0,45677	629,50	0,47169
10/04/19	71,63	1,1279	63,51	699,50	0,46824	634,75	0,47554
11/04/19	71,30	1,1264	63,30	700,50	0,46953	638,00	0,47861
12/04/19	71,57	1,1321	63,22	702,75	0,46867	638,75	0,47676
13/04/19	71,57	1,1321	63,22	702,75	0,46867	638,75	0,47676
14/04/19	71,57	1,1321	63,22	702,75	0,46867	638,75	0,47676
15/04/19	70,90	1,1313	62,67	687,75	0,45899	635,50	0,47467
16/04/19	70,74	1,1305	62,57	685,50	0,45781	640,00	0,47837
17/04/19	71,14	1,1301	62,95	694,25	0,46382	643,25	0,48097
18/04/19	70,71	1,1250	62,85	693,25	0,46525	643,25	0,48315
19/04/19	70,71	1,1250	62,85	693,25	0,46525	643,25	0,48315
20/04/19	70,71	1,1250	62,85	693,25	0,46525	643,25	0,48315
21/04/19	70,71	1,1250	62,85	693,25	0,46525	643,25	0,48315
22/04/19	70,71	1,1250	62,85	693,25	0,46525	643,25	0,48315
23/04/19	74,39	1,1245	66,15	709,75	0,47653	653,50	0,49107
24/04/19	73,59	1,1209	65,65	703,75	0,47402	650,00	0,49001
25/04/19	74,94	1,1123	67,37	709,75	0,48176	652,50	0,49570
26/04/19	71,03	1,1133	63,80	689,25	0,46742	629,25	0,47760
27/04/19	71,03	1,1133	63,80	689,25	0,46742	629,25	0,47760

**QUOTAZIONI E PREZZI GIORNALIERI – 01.01.2019 – 31.08.2019**

<b>Data</b>	<b>Brent spot dollari barile</b>	<b>Cambio euro/dollaro</b>	<b>Brent spot euro barile</b>	<b>Benzina Cif Med dollari tonnellata</b>	<b>Benzina CIF Med euro litro</b>	<b>Gasolio CIF Med dollari tonnellata</b>	<b>Gasolio CIF Med euro litro</b>
28/04/19	71,03	1,1133	63,80	689,25	0,46742	629,25	0,47760
29/04/19	71,22	1,1150	63,87	685,75	0,46434	636,00	0,48199
30/04/19	72,19	1,1218	64,35	695,00	0,46775	644,50	0,48547
01/05/19	72,01	1,1218	64,19	691,75	0,46557	646,00	0,48660
02/05/19	70,56	1,1212	62,93	674,75	0,45437	642,50	0,48422
03/05/19	71,95	1,1155	64,50	680,75	0,46075	652,50	0,49427
04/05/19	71,95	1,1155	64,50	680,75	0,46075	652,50	0,49427
05/05/19	71,95	1,1155	64,50	680,75	0,46075	652,50	0,49427
06/05/19	71,95	1,1199	64,25	680,75	0,45894	652,50	0,49233
07/05/19	70,98	1,1185	63,46	653,25	0,44095	638,50	0,48237
08/05/19	71,09	1,1202	63,46	656,25	0,44230	643,75	0,48560
09/05/19	70,61	1,1193	63,08	655,00	0,44182	636,75	0,48071
10/05/19	71,63	1,1230	63,78	665,75	0,44759	642,50	0,48345
11/05/19	71,63	1,1230	63,78	665,75	0,44759	642,50	0,48345
12/05/19	71,63	1,1230	63,78	665,75	0,44759	642,50	0,48345
13/05/19	72,35	1,1245	64,34	664,00	0,44582	646,00	0,48543
14/05/19	72,53	1,1226	64,61	662,50	0,44556	643,25	0,48419
15/05/19	73,09	1,1183	65,36	674,25	0,45521	656,50	0,49606
16/05/19	74,70	1,1203	66,68	691,25	0,46585	670,75	0,50592
17/05/19	73,94	1,1172	66,18	690,75	0,46681	662,50	0,50109
18/05/19	73,94	1,1172	66,18	690,75	0,46681	662,50	0,50109
19/05/19	73,94	1,1172	66,18	690,75	0,46681	662,50	0,50109
20/05/19	73,21	1,1167	65,56	697,25	0,47141	657,50	0,49753
21/05/19	72,94	1,1161	65,35	693,75	0,46930	651,00	0,49287
22/05/19	71,94	1,1171	64,40	682,50	0,46127	638,50	0,48298
23/05/19	68,37	1,1139	61,38	649,75	0,44040	613,00	0,46502
24/05/19	67,98	1,1187	60,77	655,50	0,44239	610,50	0,46114
25/05/19	67,98	1,1187	60,77	655,50	0,44239	610,50	0,46114
26/05/19	67,98	1,1187	60,77	655,50	0,44239	610,50	0,46114
27/05/19	67,98	1,1198	60,71	655,50	0,44196	610,50	0,46068
28/05/19	70,19	1,1192	62,71	670,00	0,45197	623,50	0,47074

QUOTAZIONI E PREZZI GIORNALIERI – 01.01.2019 – 31.08.2019

Data	Brent spot dollari barile	Cambio euro/dollaro	Brent spot euro barile	Benzina Cif Med dollari tonnellata	Benzina CIF Med euro litro	Gasolio CIF Med dollari tonnellata	Gasolio CIF Med euro litro
29/05/19	70,64	1,1156	63,32	654,00	0,44260	612,00	0,46355
30/05/19	69,55	1,1134	62,47	648,75	0,43992	603,25	0,45783
31/05/19	66,78	1,1151	59,89	612,25	0,41454	583,25	0,44197
01/06/19	66,78	1,1151	59,89	612,25	0,41454	583,25	0,44197
02/06/19	66,78	1,1151	59,89	612,25	0,41454	583,25	0,44197
03/06/19	63,16	1,1185	56,47	590,00	0,39826	567,00	0,42835
04/06/19	63,56	1,1244	56,53	591,00	0,39684	566,25	0,42554
05/06/19	62,14	1,1257	55,20	579,25	0,38850	548,25	0,41154
06/06/19	62,77	1,1266	55,72	580,75	0,38919	547,75	0,41084
07/06/19	64,10	1,1273	56,86	596,00	0,39917	563,25	0,42220
08/06/19	64,10	1,1273	56,86	596,00	0,39917	563,25	0,42220
09/06/19	64,10	1,1273	56,86	596,00	0,39917	563,25	0,42220
10/06/19	64,31	1,1301	56,91	601,75	0,40202	565,00	0,42246
11/06/19	63,56	1,1320	56,15	608,00	0,40551	565,75	0,42231
12/06/19	61,66	1,1323	54,46	597,25	0,39824	556,75	0,41549
13/06/19	63,28	1,1289	56,05	599,00	0,40061	563,00	0,42141
14/06/19	63,13	1,1265	56,04	598,50	0,40113	568,00	0,42606
15/06/19	63,13	1,1265	56,04	598,50	0,40113	568,00	0,42606
16/06/19	63,13	1,1265	56,04	598,50	0,40113	568,00	0,42606
17/06/19	62,56	1,1234	55,69	590,75	0,39702	561,50	0,42235
18/06/19	63,35	1,1187	56,63	594,25	0,40105	566,75	0,42809
19/06/19	62,85	1,1207	56,08	586,00	0,39478	564,25	0,42544
20/06/19	65,44	1,1307	57,88	606,50	0,40498	583,75	0,43625
21/06/19	65,99	1,1316	58,32	622,00	0,41500	592,00	0,44206
22/06/19	65,99	1,1316	58,32	622,00	0,41500	592,00	0,44206
23/06/19	65,99	1,1316	58,32	622,00	0,41500	592,00	0,44206
24/06/19	65,16	1,1394	57,19	614,00	0,40685	585,00	0,43385
25/06/19	66,24	1,1388	58,17	626,00	0,41502	594,50	0,44112
26/06/19	66,85	1,1362	58,84	645,75	0,42910	604,25	0,44939
27/06/19	66,78	1,1370	58,73	643,75	0,42747	600,25	0,44610
28/06/19	67,52	1,1380	59,33	642,25	0,42610	600,25	0,44570

QUOTAZIONI E PREZZI GIORNALIERI – 01.01.2019 – 31.08.2019

Data	Brent spot dollari barile	Cambio euro/dollaro	Brent spot euro barile	Benzina Cif Med dollari tonnellata	Benzina CIF Med euro litro	Gasolio CIF Med dollari tonnellata	Gasolio CIF Med euro litro
29/06/19	67,52	1,1380	59,33	642,25	0,42610	600,25	0,44570
30/06/19	67,52	1,1380	59,33	642,25	0,42610	600,25	0,44570
01/07/19	65,10	1,1349	57,36	637,75	0,42427	595,50	0,44338
02/07/19	62,72	1,1301	55,50	628,75	0,42006	582,75	0,43573
03/07/19	63,53	1,1293	56,26	633,50	0,42353	580,25	0,43417
04/07/19	63,62	1,1288	56,36	641,50	0,42907	581,50	0,43530
05/07/19	64,23	1,1260	57,04	647,75	0,43433	584,00	0,43826
06/07/19	64,23	1,1260	57,04	647,75	0,43433	584,00	0,43826
07/07/19	64,23	1,1260	57,04	647,75	0,43433	584,00	0,43826
08/07/19	64,89	1,1215	57,86	655,50	0,44129	587,50	0,44265
09/07/19	64,30	1,1205	57,39	654,25	0,44084	585,50	0,44154
10/07/19	66,41	1,1220	59,19	673,25	0,45303	604,50	0,45526
11/07/19	67,64	1,1285	59,94	687,00	0,45962	614,75	0,46031
12/07/19	66,65	1,1253	59,23	685,00	0,45959	611,25	0,45899
13/07/19	66,65	1,1253	59,23	685,00	0,45959	611,25	0,45899
14/07/19	66,65	1,1253	59,23	685,00	0,45959	611,25	0,45899
15/07/19	66,86	1,1269	59,33	668,50	0,44788	607,50	0,45553
16/07/19	65,87	1,1223	58,69	665,50	0,44770	606,25	0,45646
17/07/19	63,67	1,1215	56,77	643,75	0,43338	588,50	0,44341
18/07/19	60,70	1,1216	54,12	626,50	0,42173	575,50	0,43357
19/07/19	61,04	1,1226	54,37	631,50	0,42471	584,50	0,43996
20/07/19	61,04	1,1226	54,37	631,50	0,42471	584,50	0,43996
21/07/19	61,04	1,1226	54,37	631,50	0,42471	584,50	0,43996
22/07/19	61,96	1,1215	55,25	636,25	0,42833	592,25	0,44623
23/07/19	62,28	1,1173	55,74	637,00	0,43044	592,00	0,44772
24/07/19	63,83	1,1140	57,30	646,00	0,43782	598,75	0,45417
25/07/19	63,47	1,1115	57,10	646,00	0,43880	594,25	0,45177
26/07/19	62,46	1,1138	56,08	639,50	0,43349	589,75	0,44742
27/07/19	62,46	1,1138	56,08	639,50	0,43349	589,75	0,44742
28/07/19	62,46	1,1138	56,08	639,50	0,43349	589,75	0,44742
29/07/19	62,29	1,1119	56,02	639,50	0,43423	592,50	0,45028

**QUOTAZIONI E PREZZI GIORNALIERI – 01.01.2019 – 31.08.2019**

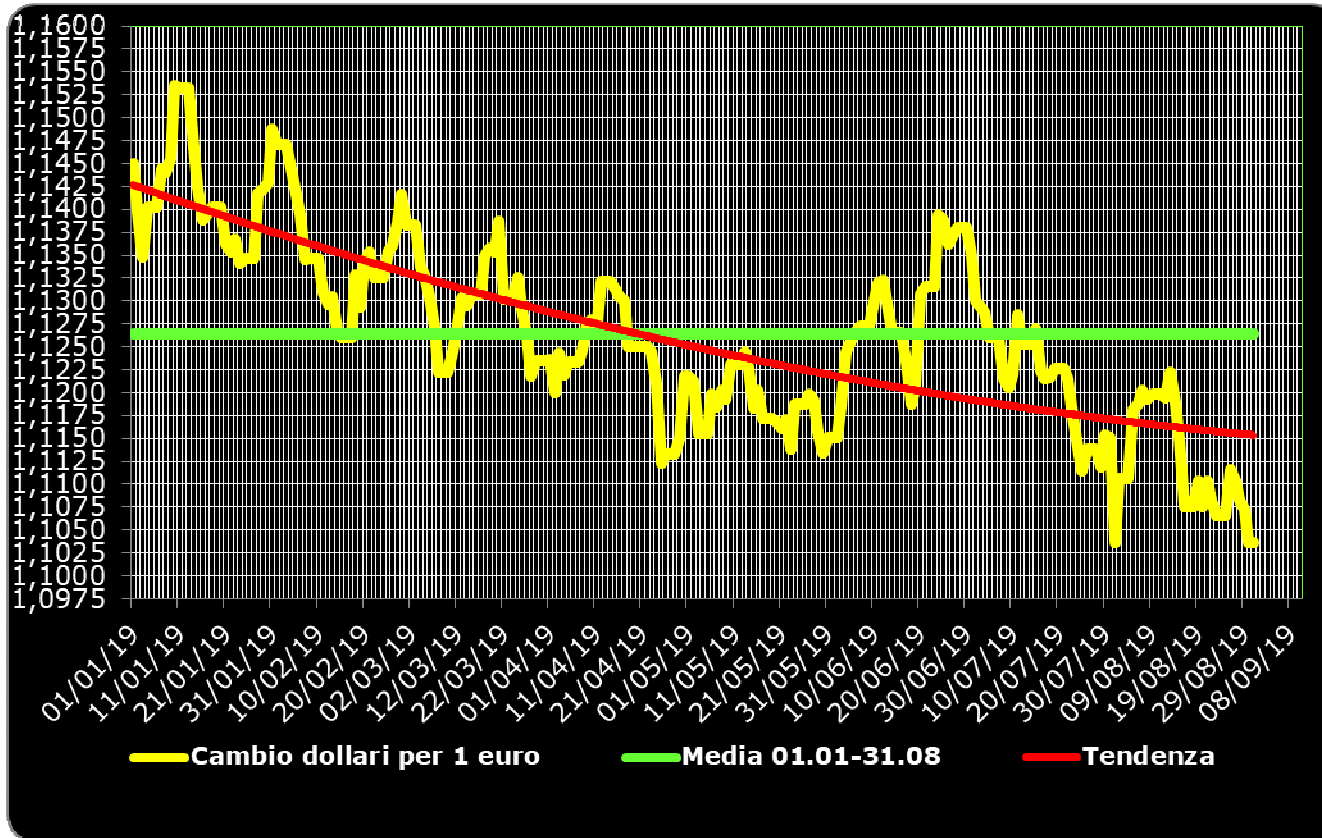
<b>Data</b>	<b>Brent spot dollari barile</b>	<b>Cambio euro/dollaro</b>	<b>Brent spot euro barile</b>	<b>Benzina Cif Med dollari tonnellata</b>	<b>Benzina CIF Med euro litro</b>	<b>Gasolio CIF Med dollari tonnellata</b>	<b>Gasolio CIF Med euro litro</b>
30/07/19	62,55	1,1154	56,08	642,00	0,43456	597,25	0,45246
31/07/19	64,07	1,1151	57,46	654,00	0,44280	606,75	0,45978
01/08/19	62,90	1,1037	56,99	626,75	0,42874	592,00	0,45324
02/08/19	61,12	1,1106	55,03	617,75	0,41995	583,75	0,44415
03/08/19	61,12	1,1106	55,03	617,75	0,41995	583,75	0,44415
04/08/19	61,12	1,1106	55,03	617,75	0,41995	583,75	0,44415
05/08/19	59,32	1,1182	53,05	600,25	0,40528	571,00	0,43149
06/08/19	58,63	1,1187	52,41	590,25	0,39835	566,00	0,42752
07/08/19	55,03	1,1202	49,13	559,25	0,37693	538,75	0,40640
08/08/19	56,29	1,1193	50,29	571,00	0,38516	548,50	0,41408
09/08/19	57,37	1,1198	51,23	581,00	0,39173	560,75	0,42314
10/08/19	57,37	1,1198	51,23	581,00	0,39173	560,75	0,42314
11/08/19	57,37	1,1198	51,23	581,00	0,39173	560,75	0,42314
12/08/19	57,13	1,1194	51,04	582,50	0,39288	560,75	0,42329
13/08/19	59,90	1,1222	53,38	603,25	0,40586	581,00	0,43748
14/08/19	57,86	1,1188	51,72	570,50	0,38499	565,50	0,42711
15/08/19	57,37	1,1150	51,45	567,00	0,38393	565,25	0,42837
16/08/19	59,00	1,1076	53,27	566,00	0,38582	564,50	0,43066
17/08/19	59,00	1,1076	53,27	566,00	0,38582	564,50	0,43066
18/08/19	59,00	1,1076	53,27	566,00	0,38582	564,50	0,43066
19/08/19	59,79	1,1103	53,85	566,75	0,38539	566,25	0,43095
20/08/19	59,03	1,1076	53,30	566,25	0,38599	569,00	0,43410
21/08/19	60,60	1,1104	54,57	579,25	0,39385	578,00	0,43985
22/08/19	59,81	1,1083	53,97	581,25	0,39596	571,50	0,43573
23/08/19	58,64	1,1065	53,00	575,75	0,39285	562,25	0,42937
24/08/19	58,64	1,1065	53,00	575,75	0,39285	562,25	0,42937
25/08/19	58,64	1,1065	53,00	575,75	0,39285	562,25	0,42937
26/08/19	58,64	1,1116	52,75	575,75	0,39105	562,25	0,42740
27/08/19	58,44	1,1104	52,63	577,25	0,39249	560,50	0,42653
28/08/19	60,42	1,1083	54,52	594,00	0,40465	576,75	0,43973
29/08/19	60,59	1,1072	54,72	593,50	0,40471	578,50	0,44150

QUOTAZIONI E PREZZI GIORNALIERI – 01.01.2019 – 31.08.2019

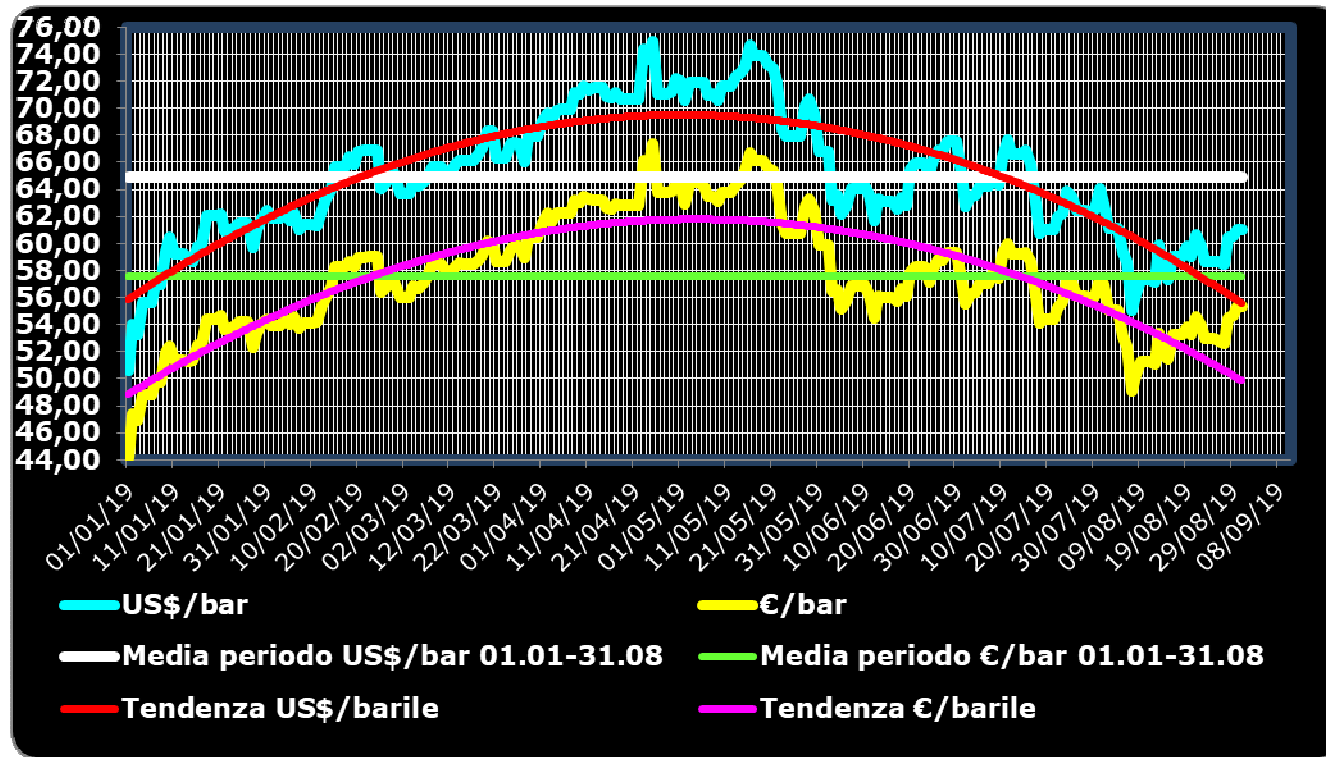
Data	Brent spot dollari barile	Cambio euro/dollaro	Brent spot euro barile	Benzina Cif Med dollari tonnellata	Benzina CIF Med euro litro	Gasolio CIF Med dollari tonnellata	Gasolio CIF Med euro litro
30/08/19	61,04	1,1036	55,31	575,75	0,39388	568,25	0,43510
31/08/19	61,04	1,1036	55,31	575,75	0,39388	568,25	0,43510
<b>MEDIA PERIODO</b>	<b>64,88</b>	<b>1,1264</b>	<b>57,61</b>	<b>610,08</b>	<b>0,40915</b>	<b>599,95</b>	<b>0,45015</b>



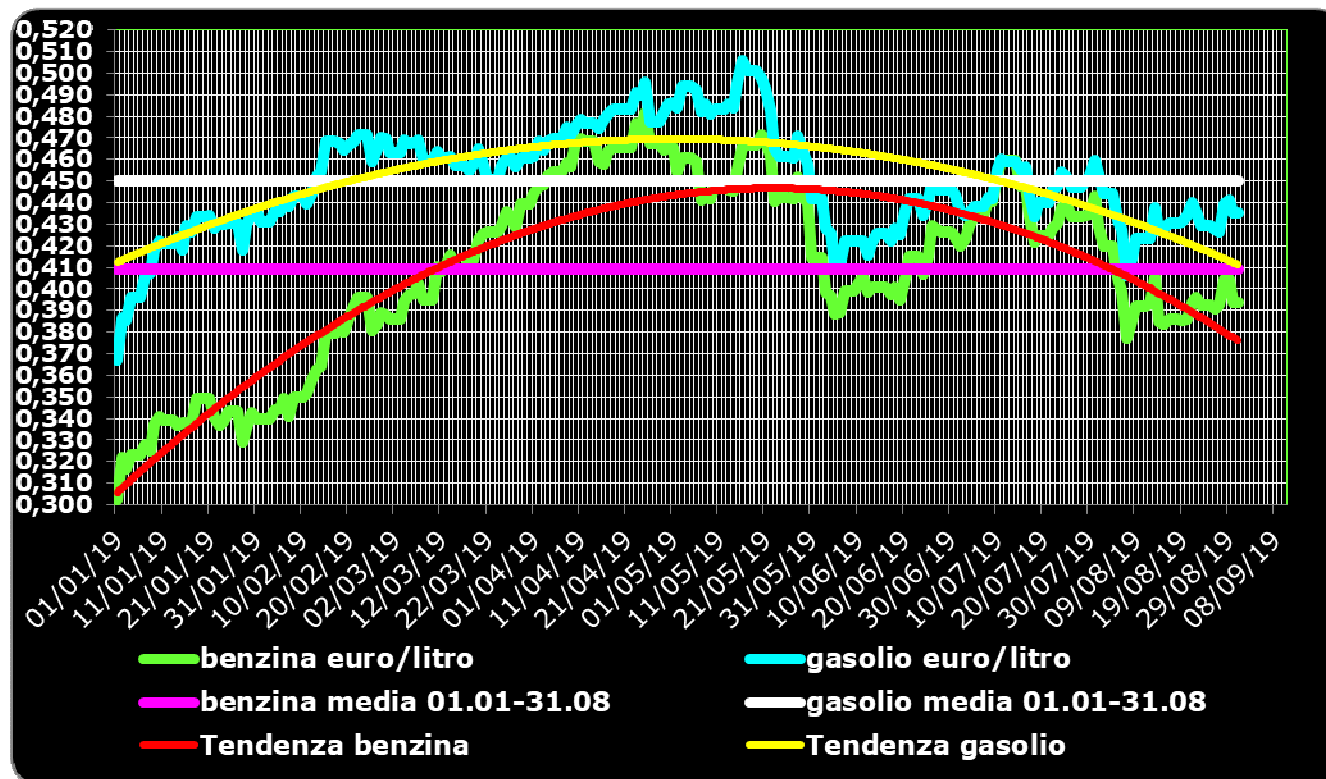
## Grafico del cambio dollaro-euro



## Grafico della quotazione greggio Brent al barile



## Grafico quotazioni Med cif benzina e gasolio – Euro/litro



## SEZIONE 2.1 – PREZZI ITALIA: RETE DI MARCHIO SELF – MEDIA RETE DI MARCHIO, RETE NO-LOGO E RETE GENERALE – BENZINA – EURO/LITRO

Data	AGIP ENI	API IP	ESSO	Q8	EX SHELL	TAMOIL	EX TOTALERG	MEDIA MARCHI	NO-LOGO	MEDIA RETE
01/01/19	1,484	1,539	1,514	1,497		1,515	1,522	1,507	1,486	1,504
02/01/19	1,483	1,539	1,513	1,497		1,516	1,523	1,507	1,486	1,504
03/01/19	1,482	1,538	1,510	1,497		1,512	1,520	1,506	1,486	1,503
04/01/19	1,481	1,536	1,507	1,495		1,511	1,518	1,504	1,483	1,501
05/01/19	1,480	1,532	1,505	1,492		1,509	1,517	1,502	1,481	1,499
06/01/19	1,480	1,533	1,504	1,491		1,509	1,515	1,502	1,480	1,499
07/01/19	1,480	1,533	1,503	1,490		1,508	1,515	1,501	1,480	1,498
08/01/19	1,480	1,532	1,502	1,490		1,508	1,512	1,501	1,479	1,498
09/01/19	1,480	1,530	1,502	1,490		1,509	1,512	1,500	1,478	1,497
10/01/19	1,481	1,528	1,501	1,489		1,508	1,511	1,500	1,476	1,496
11/01/19	1,484	1,526	1,501	1,492		1,512	1,512	1,501	1,477	1,498
12/01/19	1,485	1,526	1,501	1,496		1,512	1,512	1,502	1,479	1,499
13/01/19	1,485	1,526	1,501	1,497		1,512	1,513	1,502	1,478	1,499
14/01/19	1,486	1,526	1,501	1,497		1,511	1,513	1,502	1,478	1,499
15/01/19	1,487	1,525	1,501	1,498		1,511	1,512	1,503	1,478	1,499
16/01/19	1,491	1,525	1,502	1,499		1,510	1,512	1,504	1,478	1,500
17/01/19	1,493	1,527	1,502	1,499		1,510	1,512	1,505	1,480	1,501
18/01/19	1,493	1,528	1,503	1,498		1,512	1,512	1,505	1,479	1,501
19/01/19	1,495	1,528	1,504	1,499		1,514	1,512	1,506	1,479	1,502
20/01/19	1,498	1,527	1,504	1,496		1,514	1,512	1,507	1,479	1,503
21/01/19	1,499	1,528	1,503	1,496		1,514	1,512	1,507	1,480	1,503
22/01/19	1,501	1,529	1,505	1,524		1,518	1,514	1,512	1,481	1,507
23/01/19	1,501	1,530	1,506	1,505		1,520	1,514	1,510	1,482	1,506
24/01/19	1,502	1,530	1,507	1,505		1,520	1,515	1,511	1,482	1,507
25/01/19	1,502	1,529	1,507	1,506		1,520	1,514	1,511	1,483	1,507
26/01/19	1,502	1,528	1,506	1,506		1,519	1,513	1,510	1,483	1,507
27/01/19	1,502	1,528	1,507	1,506		1,520	1,514	1,511	1,483	1,507
28/01/19	1,502	1,528	1,507	1,506		1,520	1,514	1,511	1,484	1,507
29/01/19	1,502	1,529	1,508	1,506		1,521	1,514	1,512	1,483	1,507

QUOTAZIONI E PREZZI GIORNALIERI – 01.01.2019 – 31.08.2019

Data	AGIP ENI	API IP	ESSO	Q8	EX SHELL	TAMOIL	EX TOTALERG	MEDIA MARCHI	NO-LOGO	MEDIA RETE
30/01/19	1,501	1,528	1,508	1,505		1,517	1,515	1,511	1,484	1,507
31/01/19	1,503	1,528	1,508	1,509		1,517	1,515	1,512	1,485	1,508
01/02/19	1,507	1,531	1,507	1,512		1,519	1,518	1,514	1,485	1,510
02/02/19	1,509	1,532	1,508	1,513		1,519	1,519	1,515	1,484	1,511
03/02/19	1,509	1,532	1,509	1,512		1,519	1,519	1,515	1,484	1,511
04/02/19	1,509	1,532	1,508	1,512		1,520	1,518	1,515	1,484	1,511
05/02/19	1,507	1,531	1,507	1,512		1,519	1,518	1,514	1,485	1,510
06/02/19	1,509	1,532	1,508	1,513		1,519	1,519	1,515	1,484	1,511
07/02/19	1,509	1,532	1,509	1,512		1,519	1,519	1,515	1,484	1,511
08/02/19	1,509	1,532	1,508	1,512		1,520	1,518	1,515	1,484	1,511
09/02/19	1,510	1,532	1,510	1,512		1,521	1,519	1,516	1,484	1,511
10/02/19	1,511	1,534	1,509	1,512		1,521	1,521	1,517	1,484	1,512
11/02/19	1,511	1,534	1,511	1,512		1,522	1,521	1,517	1,485	1,513
12/02/19	1,510	1,535	1,511	1,511		1,523	1,522	1,517	1,485	1,513
13/02/19	1,511	1,535	1,512	1,515		1,522	1,523	1,518	1,485	1,513
14/02/19	1,511	1,535	1,512	1,514		1,521	1,524	1,518	1,484	1,513
15/02/19	1,511	1,535	1,512	1,515		1,520	1,524	1,518	1,485	1,513
16/02/19	1,511	1,536	1,512	1,514		1,520	1,524	1,518	1,486	1,514
17/02/19	1,517	1,537	1,514	1,515		1,521	1,526	1,521	1,488	1,516
18/02/19	1,518	1,540	1,516	1,519		1,525	1,528	1,523	1,489	1,518
19/02/19	1,520	1,543	1,518	1,521		1,527	1,531	1,525	1,490	1,520
20/02/19	1,524	1,547	1,520	1,522		1,529	1,535	1,528	1,491	1,523
21/02/19	1,525	1,547	1,522	1,522		1,529	1,534	1,529	1,492	1,524
22/02/19	1,526	1,548	1,522	1,528		1,529	1,535	1,531	1,493	1,525
23/02/19	1,528	1,550	1,529	1,529		1,535	1,536	1,533	1,495	1,528
24/02/19	1,533	1,551	1,535	1,534		1,538	1,536	1,537	1,499	1,531
25/02/19	1,536	1,551	1,537	1,539		1,539	1,539	1,540	1,502	1,534
26/02/19	1,539	1,554	1,537	1,540		1,541	1,542	1,542	1,504	1,536
27/02/19	1,544	1,556	1,538	1,541		1,545	1,544	1,544	1,507	1,539
28/02/19	1,545	1,556	1,539	1,542		1,545	1,546	1,545	1,508	1,540
01/03/19	1,549	1,563	1,543	1,549		1,545	1,553	1,550	1,516	1,545
02/03/19	1,548	1,565	1,544	1,549		1,545	1,554	1,551	1,517	1,546
03/03/19	1,548	1,565	1,545	1,549		1,544	1,554	1,551	1,516	1,545

QUOTAZIONI E PREZZI GIORNALIERI – 01.01.2019 – 31.08.2019

Data	AGIP ENI	API IP	ESSO	Q8	EX SHELL	TAMOIL	EX TOTALERG	MEDIA MARCHI	NO-LOGO	MEDIA RETE
04/03/19	1,548	1,565	1,545	1,549		1,545	1,555	1,551	1,517	1,546
05/03/19	1,551	1,565	1,545	1,548		1,545	1,556	1,552	1,518	1,547
06/03/19	1,555	1,566	1,545	1,554		1,545	1,559	1,555	1,520	1,550
07/03/19	1,556	1,568	1,545	1,555		1,547	1,560	1,556	1,521	1,551
08/03/19	1,557	1,571	1,547	1,560		1,547	1,563	1,558	1,522	1,553
09/03/19	1,557	1,572	1,548	1,561		1,548	1,564	1,559	1,523	1,554
10/03/19	1,557	1,572	1,549	1,561		1,548	1,564	1,559	1,524	1,554
11/03/19	1,557	1,572	1,549	1,562		1,548	1,565	1,559	1,524	1,554
12/03/19	1,557	1,571	1,551	1,562		1,549	1,568	1,560	1,526	1,555
13/03/19	1,557	1,572	1,551	1,562		1,549	1,568	1,560	1,526	1,555
14/03/19	1,557	1,573	1,552	1,562		1,548	1,569	1,561	1,528	1,556
15/03/19	1,560	1,572	1,553	1,561		1,548	1,568	1,561	1,529	1,556
16/03/19	1,564	1,573	1,554	1,563		1,549	1,570	1,563	1,531	1,558
17/03/19	1,565	1,573	1,555	1,565		1,549	1,571	1,564	1,531	1,559
18/03/19	1,565	1,573	1,555	1,565		1,550	1,571	1,564	1,531	1,559
19/03/19	1,566	1,575	1,557	1,566		1,551	1,573	1,565	1,532	1,561
20/03/19	1,567	1,576	1,559	1,567		1,552	1,574	1,567	1,534	1,562
21/03/19	1,569	1,576	1,559	1,567		1,553	1,575	1,567	1,534	1,563
22/03/19	1,573	1,578	1,561	1,574		1,556	1,578	1,571	1,535	1,566
23/03/19	1,575	1,579	1,564	1,579		1,558	1,581	1,574	1,537	1,568
24/03/19	1,575	1,579	1,564	1,580		1,558	1,580	1,574	1,538	1,569
25/03/19	1,575	1,579	1,565	1,580		1,559	1,581	1,574	1,539	1,569
26/03/19	1,578	1,579	1,567	1,579		1,560	1,581	1,575	1,541	1,570
27/03/19	1,582	1,582	1,568	1,583		1,561	1,583	1,578	1,544	1,573
28/03/19	1,584	1,585	1,571	1,585		1,563	1,586	1,580	1,546	1,576
29/03/19	1,585	1,585	1,572	1,584		1,566	1,587	1,581	1,547	1,576
30/03/19	1,586	1,586	1,573	1,584		1,566	1,587	1,582	1,548	1,577
31/03/19	1,586	1,586	1,574	1,584		1,566	1,587	1,582	1,549	1,577
01/04/19	1,586	1,587	1,574	1,584		1,567	1,587	1,582	1,549	1,577
02/04/19	1,591	1,588	1,575	1,585		1,572	1,589	1,585	1,550	1,580
03/04/19	1,599	1,591	1,578	1,596		1,577	1,591	1,591	1,554	1,585
04/04/19	1,602	1,592	1,579	1,597		1,580	1,594	1,593	1,556	1,587
05/04/19	1,602	1,592	1,579	1,597		1,580	1,594	1,593	1,556	1,587

QUOTAZIONI E PREZZI GIORNALIERI – 01.01.2019 – 31.08.2019

Data	AGIP ENI	API IP	ESSO	Q8	EX SHELL	TAMOIL	EX TOTALERG	MEDIA MARCHI	NO-LOGO	MEDIA RETE
06/04/19	1,602	1,592	1,579	1,597		1,580	1,594	1,593	1,556	1,587
07/04/19	1,611	1,597	1,587	1,603		1,591	1,599	1,600	1,562	1,595
08/04/19	1,611	1,597	1,588	1,603		1,591	1,599	1,600	1,563	1,595
09/04/19	1,615	1,601	1,592	1,604		1,596	1,603	1,604	1,566	1,598
10/04/19	1,620	1,606	1,596	1,605		1,599	1,607	1,608	1,569	1,602
11/04/19	1,622	1,605	1,599	1,610		1,602	1,609	1,610	1,572	1,604
12/04/19	1,623	1,607	1,602	1,616		1,607	1,611	1,613	1,576	1,607
13/04/19	1,623	1,612	1,605	1,618		1,612	1,616	1,615	1,579	1,610
14/04/19	1,623	1,613	1,607	1,618		1,612	1,617	1,616	1,581	1,611
15/04/19	1,624	1,614	1,607	1,618		1,613	1,618	1,617	1,582	1,612
16/04/19	1,624	1,615	1,609	1,618		1,615	1,620	1,618	1,585	1,613
17/04/19	1,623	1,617	1,611	1,618		1,616	1,621	1,618	1,586	1,613
18/04/19	1,626	1,618	1,613	1,618		1,618	1,621	1,619	1,587	1,614
19/04/19	1,631	1,619	1,614	1,623		1,619	1,623	1,622	1,589	1,617
20/04/19	1,632	1,621	1,616	1,624		1,620	1,624	1,624	1,591	1,619
21/04/19	1,632	1,623	1,615	1,625		1,621	1,625	1,625	1,591	1,620
22/04/19	1,632	1,622	1,616	1,625		1,620	1,626	1,625	1,591	1,620
23/04/19	1,633	1,622	1,617	1,625		1,620	1,626	1,625	1,593	1,621
24/04/19	1,636	1,624	1,619	1,627		1,621	1,629	1,627	1,595	1,623
25/04/19	1,641	1,630	1,620	1,632		1,626	1,634	1,632	1,596	1,627
26/04/19	1,641	1,631	1,622	1,633		1,626	1,634	1,632	1,597	1,627
27/04/19	1,643	1,633	1,625	1,633		1,629	1,636	1,634	1,601	1,630
28/04/19	1,643	1,633	1,628	1,634		1,629	1,637	1,635	1,601	1,630
29/04/19	1,644	1,633	1,628	1,634		1,631	1,637	1,636	1,602	1,631
30/04/19	1,644	1,635	1,629	1,633		1,633	1,637	1,636	1,604	1,631
01/05/19	1,643	1,635	1,630	1,633		1,631	1,638	1,636	1,604	1,631
02/05/19	1,641	1,633	1,632	1,633		1,631	1,637	1,635	1,606	1,631
03/05/19	1,640	1,634	1,631	1,632		1,632	1,638	1,635	1,606	1,630
04/05/19	1,638	1,634	1,632	1,632		1,632	1,638	1,635	1,606	1,630
05/05/19	1,638	1,634	1,632	1,632		1,631	1,638	1,634	1,605	1,630
06/05/19	1,638	1,634	1,631	1,632		1,630	1,638	1,634	1,607	1,630
07/05/19	1,637	1,634	1,629	1,632		1,631	1,639	1,634	1,607	1,630
08/05/19	1,637	1,634	1,628	1,632		1,631	1,641	1,634	1,607	1,630

QUOTAZIONI E PREZZI GIORNALIERI – 01.01.2019 – 31.08.2019

Data	AGIP ENI	API IP	ESSO	Q8	EX SHELL	TAMOIL	EX TOTALERG	MEDIA MARCHI	NO-LOGO	MEDIA RETE
09/05/19	1,636	1,634	1,628	1,631		1,629	1,641	1,633	1,607	1,629
10/05/19	1,636	1,632	1,629	1,631		1,628	1,640	1,633	1,607	1,629
11/05/19	1,636	1,631	1,629	1,630		1,628	1,639	1,632	1,606	1,628
12/05/19	1,636	1,631	1,628	1,630		1,627	1,639	1,632	1,606	1,628
13/05/19	1,636	1,631	1,628	1,630		1,627	1,639	1,632	1,606	1,628
14/05/19	1,635	1,631	1,628	1,629		1,626	1,638	1,631	1,606	1,628
15/05/19	1,635	1,631	1,627	1,628		1,626	1,637	1,631	1,605	1,627
16/05/19	1,636	1,631	1,627	1,627		1,626	1,636	1,631	1,605	1,627
17/05/19	1,638	1,631	1,627	1,632		1,631	1,637	1,633	1,604	1,629
18/05/19	1,642	1,633	1,630	1,633		1,633	1,638	1,635	1,605	1,631
19/05/19	1,643	1,634	1,632	1,633		1,633	1,639	1,636	1,605	1,632
20/05/19	1,644	1,634	1,633	1,639		1,634	1,639	1,638	1,605	1,633
21/05/19	1,644	1,635	1,634	1,639		1,634	1,640	1,638	1,607	1,634
22/05/19	1,644	1,635	1,636	1,639		1,635	1,640	1,639	1,609	1,635
23/05/19	1,645	1,636	1,636	1,639		1,635	1,640	1,639	1,610	1,635
24/05/19	1,645	1,635	1,636	1,635		1,634	1,639	1,638	1,610	1,634
25/05/19	1,644	1,635	1,635	1,631		1,631	1,638	1,636	1,609	1,632
26/05/19	1,643	1,634	1,635	1,631		1,629	1,638	1,635	1,609	1,632
27/05/19	1,643	1,634	1,635	1,631		1,629	1,638	1,636	1,610	1,632
28/05/19	1,640	1,633	1,634	1,627		1,628	1,638	1,634	1,609	1,630
29/05/19	1,638	1,633	1,632	1,625		1,627	1,638	1,632	1,607	1,629
30/05/19	1,638	1,633	1,631	1,624		1,628	1,638	1,632	1,607	1,628
31/05/19	1,637	1,632	1,631	1,624		1,627	1,638	1,632	1,606	1,628
01/06/19	1,636	1,633	1,629	1,622		1,625	1,638	1,631	1,605	1,627
02/06/19	1,635	1,632	1,628	1,621		1,624	1,637	1,630	1,604	1,626
03/06/19	1,634	1,632	1,628	1,621		1,624	1,637	1,629	1,604	1,626
04/06/19	1,631	1,630	1,625	1,618		1,621	1,635	1,627	1,603	1,623
05/06/19	1,628	1,627	1,623	1,615		1,619	1,631	1,624	1,601	1,621
06/06/19	1,624	1,625	1,621	1,612		1,617	1,629	1,621	1,597	1,618
07/06/19	1,619	1,621	1,618	1,608		1,615	1,625	1,617	1,592	1,613
08/06/19	1,616	1,619	1,616	1,606		1,612	1,623	1,615	1,589	1,611
09/06/19	1,615	1,618	1,615	1,605		1,612	1,622	1,614	1,588	1,610
10/06/19	1,614	1,618	1,614	1,605		1,613	1,622	1,613	1,588	1,610

QUOTAZIONI E PREZZI GIORNALIERI – 01.01.2019 – 31.08.2019

Data	AGIP ENI	API IP	ESSO	Q8	EX SHELL	TAMOIL	EX TOTALERG	MEDIA MARCHI	NO-LOGO	MEDIA RETE
11/06/19	1,612	1,617	1,611	1,601		1,610	1,621	1,611	1,585	1,607
12/06/19	1,610	1,614	1,609	1,600		1,608	1,619	1,609	1,583	1,605
13/06/19	1,609	1,614	1,606	1,598		1,607	1,618	1,608	1,582	1,604
14/06/19	1,609	1,610	1,604	1,596		1,602	1,615	1,606	1,581	1,602
15/06/19	1,608	1,610	1,603	1,595		1,601	1,614	1,605	1,578	1,601
16/06/19	1,608	1,608	1,602	1,594		1,601	1,613	1,604	1,577	1,600
17/06/19	1,608	1,608	1,601	1,593		1,601	1,613	1,604	1,577	1,600
18/06/19	1,607	1,607	1,600	1,592		1,596	1,612	1,602	1,575	1,598
19/06/19	1,607	1,605	1,599	1,590		1,595	1,610	1,601	1,574	1,597
20/06/19	1,606	1,604	1,597	1,589		1,594	1,609	1,600	1,573	1,596
21/06/19	1,606	1,604	1,596	1,589		1,594	1,608	1,599	1,571	1,595
22/06/19	1,606	1,603	1,595	1,588		1,593	1,608	1,599	1,570	1,594
23/06/19	1,605	1,603	1,595	1,588		1,593	1,607	1,598	1,570	1,594
24/06/19	1,606	1,603	1,595	1,589		1,593	1,607	1,599	1,571	1,595
25/06/19	1,606	1,603	1,595	1,588		1,592	1,607	1,598	1,570	1,594
26/06/19	1,605	1,603	1,593	1,587		1,591	1,607	1,598	1,569	1,593
27/06/19	1,605	1,603	1,593	1,587		1,591	1,606	1,598	1,569	1,593
28/06/19	1,605	1,602	1,592	1,587		1,591	1,606	1,597	1,569	1,593
29/06/19	1,605	1,602	1,591	1,586		1,591	1,607	1,597	1,569	1,593
30/06/19	1,605	1,601	1,591	1,586		1,591	1,606	1,597	1,569	1,593
01/07/19	1,605	1,601	1,591	1,586		1,592	1,606	1,597	1,569	1,593
02/07/19	1,604	1,604	1,590	1,589		1,591	1,608	1,598	1,571	1,594
03/07/19	1,605	1,605	1,591	1,591		1,591	1,609	1,599	1,571	1,595
04/07/19	1,605	1,605	1,592	1,589		1,591	1,610	1,599	1,571	1,595
05/07/19	1,605	1,605	1,593	1,588		1,591	1,611	1,599	1,571	1,595
06/07/19	1,605	1,605	1,593	1,588		1,588	1,610	1,598	1,570	1,594
07/07/19	1,605	1,606	1,593	1,588		1,589	1,610	1,599	1,570	1,595
08/07/19	1,605	1,606	1,593	1,589		1,589	1,611	1,599	1,570	1,595
09/07/19	1,605	1,605	1,593	1,588		1,588	1,611	1,598	1,571	1,595
10/07/19	1,605	1,606	1,593	1,590		1,590	1,611	1,599	1,571	1,595
11/07/19	1,605	1,607	1,594	1,591		1,590	1,613	1,600	1,571	1,596
12/07/19	1,607	1,610	1,596	1,601		1,595	1,615	1,604	1,572	1,600
13/07/19	1,611	1,613	1,601	1,603		1,601	1,618	1,608	1,575	1,603

QUOTAZIONI E PREZZI GIORNALIERI – 01.01.2019 – 31.08.2019

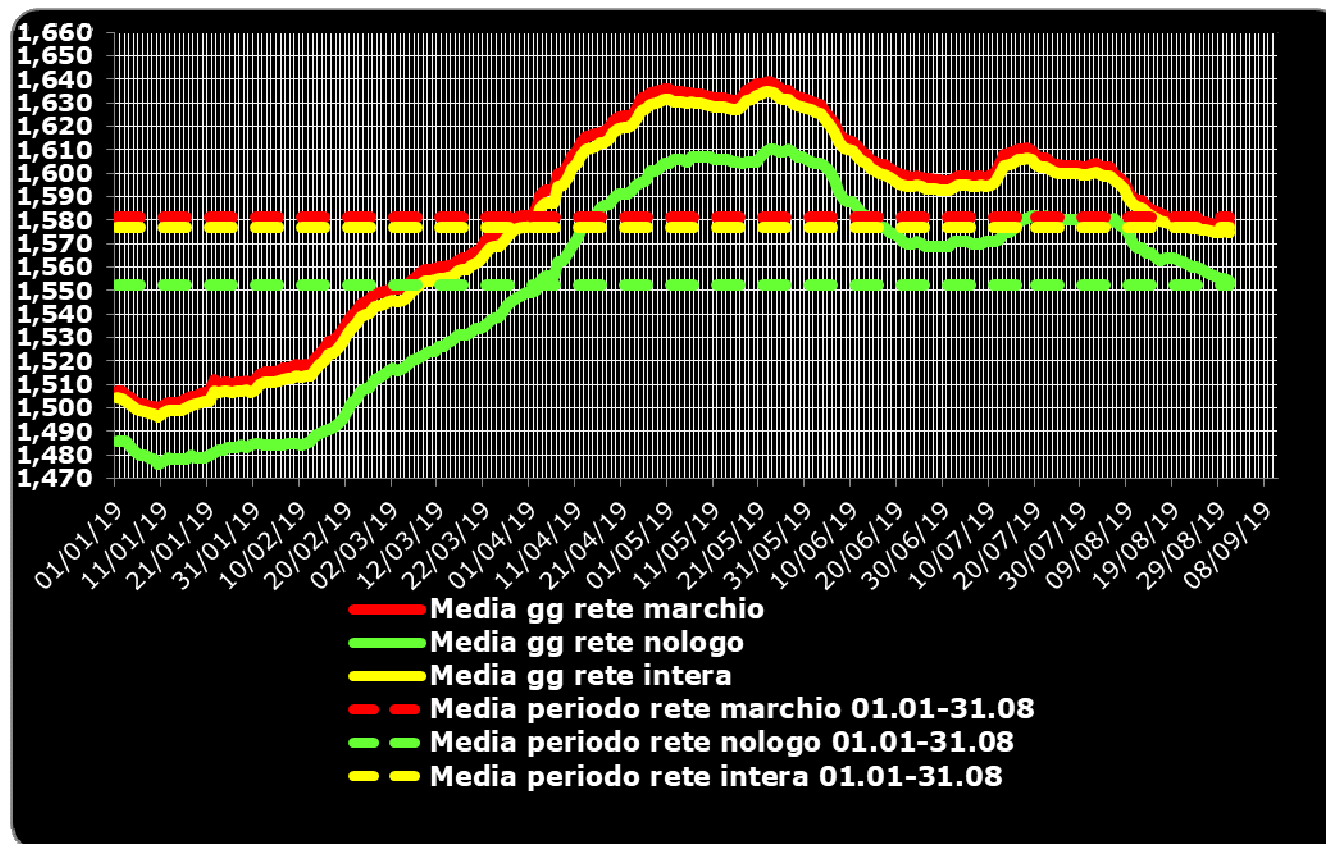
Data	AGIP ENI	API IP	ESSO	Q8	EX SHELL	TAMOIL	EX TOTALERG	MEDIA MARCHI	NO-LOGO	MEDIA RETE
14/07/19	1,612	1,614	1,603	1,603		1,601	1,619	1,609	1,575	1,604
15/07/19	1,612	1,615	1,603	1,604		1,602	1,620	1,609	1,576	1,604
16/07/19	1,613	1,615	1,605	1,604		1,604	1,621	1,610	1,579	1,606
17/07/19	1,614	1,616	1,605	1,603		1,603	1,621	1,610	1,580	1,606
18/07/19	1,614	1,617	1,606	1,602		1,603	1,622	1,611	1,581	1,606
19/07/19	1,613	1,616	1,606	1,600		1,601	1,622	1,610	1,582	1,606
20/07/19	1,611	1,615	1,603	1,597		1,599	1,621	1,607	1,582	1,604
21/07/19	1,609	1,614	1,602	1,596		1,598	1,621	1,606	1,581	1,603
22/07/19	1,609	1,614	1,602	1,596		1,598	1,620	1,606	1,582	1,603
23/07/19	1,606	1,613	1,602	1,595		1,597	1,620	1,605	1,581	1,601
24/07/19	1,605	1,613	1,600	1,594		1,596	1,619	1,604	1,580	1,600
25/07/19	1,605	1,612	1,600	1,594		1,595	1,618	1,604	1,580	1,600
26/07/19	1,604	1,613	1,599	1,594		1,596	1,618	1,603	1,580	1,600
27/07/19	1,604	1,612	1,600	1,594		1,595	1,619	1,603	1,580	1,600
28/07/19	1,604	1,611	1,600	1,593		1,596	1,619	1,603	1,580	1,600
29/07/19	1,604	1,612	1,600	1,594		1,595	1,619	1,603	1,580	1,600
30/07/19	1,603	1,612	1,598	1,593		1,596	1,619	1,603	1,579	1,599
31/07/19	1,604	1,611	1,598	1,592		1,596	1,619	1,603	1,579	1,599
01/08/19	1,604	1,613	1,598	1,595		1,596	1,620	1,604	1,579	1,600
02/08/19	1,604	1,613	1,599	1,596		1,597	1,620	1,604	1,579	1,600
03/08/19	1,603	1,612	1,599	1,593		1,595	1,619	1,603	1,579	1,599
04/08/19	1,603	1,611	1,599	1,593		1,595	1,619	1,602	1,579	1,599
05/08/19	1,602	1,612	1,598	1,593		1,595	1,620	1,602	1,579	1,599
06/08/19	1,598	1,609	1,599	1,591		1,593	1,618	1,600	1,581	1,597
07/08/19	1,595	1,608	1,596	1,590		1,591	1,616	1,598	1,578	1,595
08/08/19	1,592	1,606	1,595	1,588		1,589	1,615	1,596	1,577	1,593
09/08/19	1,588	1,603	1,592	1,581		1,587	1,612	1,592	1,575	1,590
10/08/19	1,585	1,601	1,591	1,579		1,583	1,609	1,590	1,570	1,587
11/08/19	1,583	1,600	1,589	1,579		1,583	1,608	1,589	1,568	1,586
12/08/19	1,582	1,600	1,589	1,579		1,583	1,608	1,588	1,568	1,585
13/08/19	1,580	1,599	1,586	1,578		1,579	1,606	1,586	1,566	1,583
14/08/19	1,579	1,598	1,583	1,576		1,577	1,605	1,585	1,566	1,582
15/08/19	1,578	1,597	1,581	1,576		1,577	1,604	1,584	1,564	1,581

QUOTAZIONI E PREZZI GIORNALIERI – 01.01.2019 – 31.08.2019

Data	AGIP ENI	API IP	ESSO	Q8	EX SHELL	TAMOIL	EX TOTALERG	MEDIA MARCHI	NO-LOGO	MEDIA RETE
16/08/19	1,577	1,595	1,581	1,575		1,576	1,604	1,583	1,563	1,580
17/08/19	1,577	1,595	1,579	1,574		1,573	1,604	1,582	1,564	1,579
18/08/19	1,577	1,594	1,578	1,573		1,571	1,604	1,581	1,564	1,578
19/08/19	1,577	1,594	1,578	1,574		1,573	1,604	1,581	1,564	1,579
20/08/19	1,576	1,595	1,577	1,572		1,571	1,604	1,581	1,563	1,578
21/08/19	1,575	1,594	1,577	1,572		1,571	1,603	1,580	1,562	1,577
22/08/19	1,575	1,593	1,577	1,571		1,570	1,602	1,580	1,561	1,577
23/08/19	1,575	1,593	1,575	1,571		1,571	1,601	1,579	1,560	1,576
24/08/19	1,575	1,593	1,575	1,570		1,571	1,601	1,579	1,560	1,576
25/08/19	1,574	1,593	1,575	1,569		1,571	1,601	1,579	1,559	1,576
26/08/19	1,574	1,594	1,575	1,570		1,571	1,600	1,579	1,558	1,576
27/08/19	1,574	1,593	1,573	1,570		1,570	1,600	1,578	1,557	1,575
28/08/19	1,574	1,592	1,572	1,570		1,569	1,599	1,578	1,556	1,575
29/08/19	1,574	1,592	1,573	1,570		1,569	1,602	1,578	1,555	1,575
30/08/19	1,574	1,591	1,573	1,574		1,570	1,602	1,579	1,555	1,576
31/08/19	1,573	1,591	1,572	1,573		1,571	1,600	1,578	1,554	1,575
<b>MEDIA</b>	<b>1,581</b>	<b>1,590</b>	<b>1,576</b>	<b>1,576</b>		<b>1,577</b>	<b>1,589</b>	<b>1,581</b>	<b>1,552</b>	<b>1,577</b>



## Grafico prezzi benzina self media rete di marchio, rete no-logo e rete intera - Euro/litro



## SEZIONE 2.2 – PREZZI ITALIA: RETE DI MARCHIO SERVITO – MEDIA RETE DI MARCHIO, RETE NO-LOGO E RETE GENERALE – BENZINA – EURO/LITRO

Data	AGIP ENI	API IP	ESSO	Q8	EX SHELL	TAMOIL	EX TOTALERG	MEDIA MARCHI	NO-LOGO	MEDIA RETE
01/01/19	1,643	1,752	1,653	1,691	1,479	1,624	1,697	1,671	1,529	1,644
02/01/19	1,642	1,750	1,653	1,690	1,479	1,625	1,696	1,671	1,529	1,643
03/01/19	1,641	1,749	1,649	1,687	1,499	1,624	1,694	1,669	1,527	1,641
04/01/19	1,640	1,744	1,647	1,691	1,499	1,623	1,688	1,668	1,525	1,640
05/01/19	1,640	1,740	1,645	1,690	1,499	1,623	1,685	1,667	1,523	1,639
06/01/19	1,640	1,742	1,645	1,686	1,499	1,621	1,685	1,666	1,523	1,639
07/01/19	1,640	1,741	1,644	1,686	1,499	1,622	1,686	1,666	1,522	1,638
08/01/19	1,641	1,741	1,643	1,683	1,499	1,622	1,685	1,666	1,522	1,639
09/01/19	1,640	1,742	1,643	1,682	1,499	1,621	1,682	1,666	1,520	1,637
10/01/19	1,641	1,742	1,642	1,684	1,499	1,622	1,683	1,666	1,519	1,638
11/01/19	1,644	1,742	1,642	1,679	1,499	1,622	1,686	1,667	1,520	1,639
12/01/19	1,644	1,740	1,645	1,680	1,499	1,620	1,686	1,666	1,520	1,638
13/01/19	1,644	1,740	1,644	1,681	1,499	1,620	1,686	1,666	1,520	1,639
14/01/19	1,644	1,742	1,644	1,682	1,499	1,620	1,686	1,667	1,520	1,639
15/01/19	1,645	1,742	1,644	1,687	1,499	1,620	1,683	1,667	1,521	1,640
16/01/19	1,650	1,740	1,646	1,686	1,499	1,618	1,684	1,668	1,522	1,641
17/01/19	1,651	1,743	1,648	1,688	1,499	1,619	1,683	1,670	1,522	1,643
18/01/19	1,652	1,743	1,646	1,688	1,499	1,621	1,684	1,670	1,521	1,642
19/01/19	1,653	1,742	1,646	1,687	1,499	1,621	1,682	1,670	1,520	1,641
20/01/19	1,656	1,742	1,645	1,688	1,499	1,620	1,682	1,670	1,521	1,642
21/01/19	1,657	1,744	1,646	1,688	1,499	1,620	1,683	1,671	1,521	1,643
22/01/19	1,660	1,743	1,648	1,688	1,499	1,622	1,686	1,673	1,520	1,644
23/01/19	1,660	1,748	1,648	1,690	1,499	1,625	1,687	1,674	1,522	1,646
24/01/19	1,661	1,749	1,649	1,689	1,499	1,627	1,686	1,675	1,524	1,646
25/01/19	1,661	1,747	1,652	1,691	1,499	1,628	1,686	1,675	1,525	1,648
26/01/19	1,662	1,746	1,650	1,694	1,499	1,628	1,685	1,676	1,524	1,647
27/01/19	1,662	1,745	1,650	1,694	1,499	1,628	1,685	1,676	1,524	1,646
28/01/19	1,662	1,746	1,651	1,694	1,499	1,629	1,687	1,677	1,525	1,647
29/01/19	1,662	1,750	1,652	1,690	1,499	1,629	1,684	1,677	1,526	1,647

QUOTAZIONI E PREZZI GIORNALIERI – 01.01.2019 – 31.08.2019

Data	AGIP ENI	API IP	ESSO	Q8	EX SHELL	TAMOIL	EX TOTALERG	MEDIA MARCHI	NO-LOGO	MEDIA RETE
30/01/19	1,662	1,743	1,654	1,690	1,499	1,629	1,684	1,676	1,526	1,646
31/01/19	1,664	1,745	1,652	1,692	1,499	1,629	1,686	1,677	1,527	1,647
01/02/19	1,667	1,748	1,653	1,696	1,499	1,627	1,688	1,679	1,527	1,649
02/02/19	1,668	1,749	1,653	1,696	1,499	1,627	1,691	1,680	1,526	1,651
03/02/19	1,669	1,748	1,652	1,696	1,499	1,626	1,691	1,680	1,524	1,651
04/02/19	1,669	1,749	1,651	1,696	1,499	1,625	1,690	1,680	1,525	1,651
05/02/19	1,667	1,748	1,653	1,696	1,499	1,627	1,688	1,679	1,527	1,649
06/02/19	1,668	1,749	1,653	1,696	1,499	1,627	1,691	1,680	1,526	1,651
07/02/19	1,669	1,748	1,652	1,696	1,499	1,626	1,691	1,680	1,524	1,651
08/02/19	1,669	1,749	1,651	1,696	1,499	1,625	1,690	1,680	1,525	1,651
09/02/19	1,670	1,749	1,652	1,699	1,499	1,626	1,691	1,680	1,525	1,651
10/02/19	1,670	1,752	1,653	1,700	1,499	1,627	1,690	1,681	1,524	1,652
11/02/19	1,670	1,750	1,655	1,700	1,654	1,629	1,689	1,681	1,525	1,652
12/02/19	1,670	1,749	1,654	1,700	1,654	1,629	1,688	1,681	1,526	1,651
13/02/19	1,671	1,745	1,656	1,701	1,654	1,630	1,690	1,681	1,526	1,650
14/02/19	1,671	1,745	1,655	1,699	1,654	1,630	1,689	1,681	1,525	1,650
15/02/19	1,671	1,745	1,656	1,699	1,654	1,629	1,689	1,681	1,526	1,650
16/02/19	1,671	1,743	1,656	1,700	1,654	1,625	1,691	1,680	1,527	1,650
17/02/19	1,676	1,745	1,657	1,701	1,654	1,626	1,695	1,683	1,528	1,653
18/02/19	1,677	1,749	1,659	1,704	1,654	1,628	1,697	1,685	1,529	1,656
19/02/19	1,679	1,753	1,662	1,706	1,654	1,629	1,697	1,687	1,531	1,658
20/02/19	1,683	1,755	1,664	1,708	1,654	1,630	1,697	1,689	1,532	1,659
21/02/19	1,684	1,757	1,665	1,709	1,654	1,629	1,700	1,690	1,533	1,660
22/02/19	1,684	1,756	1,666	1,711	1,654	1,630	1,699	1,691	1,534	1,661
23/02/19	1,686	1,759	1,673	1,710	1,654	1,637	1,703	1,694	1,537	1,664
24/02/19	1,692	1,757	1,680	1,712	1,654	1,640	1,703	1,697	1,540	1,667
25/02/19	1,694	1,757	1,681	1,717	1,499	1,640	1,703	1,699	1,542	1,668
26/02/19	1,698	1,757	1,682	1,718	1,654	1,641	1,706	1,701	1,544	1,670
27/02/19	1,702	1,757	1,682	1,719	1,654	1,641	1,709	1,703	1,546	1,672
28/02/19	1,704	1,758	1,682	1,719	1,654	1,643	1,710	1,704	1,548	1,673
01/03/19	1,708	1,766	1,685	1,734	1,509	1,642	1,716	1,710	1,554	1,680
02/03/19	1,709	1,767	1,685	1,734	1,509	1,641	1,716	1,711	1,556	1,679
03/03/19	1,709	1,769	1,686	1,733	1,659	1,640	1,715	1,711	1,556	1,679

QUOTAZIONI E PREZZI GIORNALIERI – 01.01.2019 – 31.08.2019

Data	AGIP ENI	API IP	ESSO	Q8	EX SHELL	TAMOIL	EX TOTALERG	MEDIA MARCHI	NO-LOGO	MEDIA RETE
04/03/19	1,709	1,770	1,686	1,734	1,659	1,640	1,717	1,711	1,556	1,679
05/03/19	1,711	1,771	1,688	1,732	1,664	1,640	1,717	1,712	1,559	1,682
06/03/19	1,715	1,772	1,689	1,730	1,664	1,641	1,720	1,714	1,560	1,685
07/03/19	1,716	1,775	1,689	1,736	1,664	1,643	1,724	1,716	1,561	1,687
08/03/19	1,716	1,777	1,690	1,737	1,664	1,644	1,726	1,717	1,562	1,688
09/03/19	1,717	1,779	1,693	1,739	1,679	1,644	1,727	1,719	1,563	1,690
10/03/19	1,717	1,778	1,694	1,740	1,679	1,644	1,728	1,719	1,562	1,690
11/03/19	1,717	1,778	1,695	1,741	1,679	1,643	1,729	1,719	1,563	1,690
12/03/19	1,717	1,780	1,696	1,741	1,679	1,641	1,730	1,720	1,564	1,690
13/03/19	1,717	1,781	1,695	1,742	1,679	1,641	1,731	1,720	1,565	1,689
14/03/19	1,719	1,778	1,697	1,740	1,679	1,641	1,734	1,720	1,566	1,689
15/03/19	1,720	1,775	1,699	1,738	1,679	1,642	1,733	1,720	1,568	1,690
16/03/19	1,725	1,775	1,696	1,739	1,519	1,642	1,733	1,721	1,569	1,691
17/03/19	1,726	1,775	1,695	1,736	1,519	1,642	1,734	1,721	1,569	1,691
18/03/19	1,726	1,776	1,695	1,737	1,519	1,642	1,732	1,721	1,569	1,691
19/03/19	1,727	1,779	1,698	1,742	1,529	1,642	1,733	1,723	1,571	1,693
20/03/19	1,728	1,777	1,701	1,743	1,529	1,642	1,735	1,724	1,572	1,694
21/03/19	1,729	1,777	1,701	1,746	1,529	1,644	1,734	1,724	1,574	1,695
22/03/19	1,734	1,782	1,704	1,748	1,529	1,648	1,738	1,729	1,574	1,699
23/03/19	1,736	1,782	1,708	1,752	1,529	1,649	1,740	1,731	1,575	1,701
24/03/19	1,736	1,781	1,708	1,752	1,529	1,650	1,739	1,731	1,576	1,701
25/03/19	1,736	1,782	1,708	1,752	1,529	1,649	1,740	1,731	1,576	1,701
26/03/19	1,738	1,781	1,709	1,753	1,539	1,650	1,739	1,731	1,579	1,702
27/03/19	1,743	1,783	1,709	1,749	1,539	1,652	1,741	1,734	1,581	1,705
28/03/19	1,745	1,783	1,713	1,751	1,539	1,654	1,744	1,736	1,583	1,707
29/03/19	1,746	1,785	1,714	1,754	1,539	1,656	1,746	1,737	1,584	1,708
30/03/19	1,747	1,786	1,716	1,753	1,539	1,657	1,747	1,738	1,585	1,709
31/03/19	1,746	1,788	1,717	1,752	1,539	1,657	1,747	1,738	1,586	1,709
01/04/19	1,747	1,789	1,718	1,753	1,539	1,657	1,748	1,739	1,587	1,710
02/04/19	1,751	1,790	1,720	1,756	1,539	1,662	1,750	1,742	1,588	1,713
03/04/19	1,759	1,792	1,722	1,760	1,539	1,668	1,750	1,746	1,591	1,717
04/04/19	1,763	1,792	1,724	1,760	1,539	1,671	1,752	1,748	1,594	1,718
05/04/19	1,763	1,792	1,724	1,760	1,539	1,671	1,752	1,748	1,594	1,718

QUOTAZIONI E PREZZI GIORNALIERI – 01.01.2019 – 31.08.2019

Data	AGIP ENI	API IP	ESSO	Q8	EX SHELL	TAMOIL	EX TOTALERG	MEDIA MARCHI	NO-LOGO	MEDIA RETE
06/04/19	1,763	1,792	1,724	1,760	1,539	1,671	1,752	1,748	1,594	1,718
07/04/19	1,771	1,794	1,729	1,765	1,539	1,682	1,756	1,755	1,599	1,724
08/04/19	1,772	1,795	1,730	1,766	1,539	1,682	1,757	1,755	1,600	1,725
09/04/19	1,776	1,799	1,733	1,768	1,539	1,687	1,759	1,759	1,602	1,728
10/04/19	1,781	1,801	1,739	1,769	1,539	1,692	1,763	1,763	1,606	1,732
11/04/19	1,783	1,800	1,742	1,768	1,559	1,695	1,765	1,764	1,608	1,734
12/04/19	1,784	1,802	1,744	1,765	1,559	1,696	1,767	1,765	1,610	1,735
13/04/19	1,784	1,807	1,747	1,768	1,559	1,701	1,772	1,768	1,614	1,738
14/04/19	1,784	1,808	1,749	1,770	1,559	1,702	1,774	1,769	1,616	1,739
15/04/19	1,784	1,809	1,749	1,771	1,559	1,702	1,775	1,770	1,617	1,740
16/04/19	1,785	1,811	1,751	1,771	1,559	1,706	1,777	1,771	1,622	1,742
17/04/19	1,785	1,812	1,752	1,772	1,559	1,707	1,778	1,771	1,623	1,740
18/04/19	1,787	1,811	1,753	1,773	1,559	1,711	1,777	1,772	1,624	1,742
19/04/19	1,792	1,812	1,754	1,774	1,559	1,714	1,780	1,775	1,625	1,745
20/04/19	1,794	1,812	1,757	1,768	1,559	1,716	1,783	1,776	1,628	1,747
21/04/19	1,794	1,813	1,756	1,767	1,559	1,717	1,782	1,777	1,627	1,747
22/04/19	1,794	1,813	1,756	1,768	1,559	1,716	1,783	1,777	1,628	1,747
23/04/19	1,796	1,815	1,758	1,765	1,559	1,717	1,785	1,778	1,629	1,750
24/04/19	1,798	1,818	1,758	1,768	1,569	1,719	1,791	1,781	1,632	1,753
25/04/19	1,802	1,824	1,760	1,769	1,609	1,723	1,794	1,785	1,633	1,755
26/04/19	1,803	1,827	1,762	1,771	1,609	1,723	1,794	1,786	1,634	1,756
27/04/19	1,805	1,825	1,765	1,772	1,609	1,726	1,794	1,787	1,638	1,758
28/04/19	1,805	1,825	1,768	1,770	1,609	1,726	1,791	1,787	1,637	1,758
29/04/19	1,805	1,824	1,769	1,770	1,609	1,727	1,793	1,787	1,637	1,758
30/04/19	1,805	1,824	1,769	1,770	1,609	1,729	1,793	1,788	1,639	1,758
01/05/19	1,805	1,825	1,771	1,771	1,609	1,729	1,792	1,788	1,638	1,759
02/05/19	1,805	1,817	1,772	1,771	0,000	1,730	1,792	1,785	1,641	1,755
03/05/19	1,803	1,819	1,769	1,771	1,609	1,731	1,794	1,785	1,641	1,756
04/05/19	1,800	1,822	1,771	1,775	1,609	1,731	1,793	1,786	1,642	1,757
05/05/19	1,800	1,824	1,770	1,774	1,609	1,729	1,795	1,786	1,642	1,757
06/05/19	1,800	1,825	1,770	1,774	1,609	1,729	1,796	1,787	1,643	1,758
07/05/19	1,800	1,825	1,770	1,771	1,609	1,730	1,797	1,787	1,644	1,760
08/05/19	1,799	1,826	1,768	1,771	1,609	1,731	1,796	1,787	1,643	1,759

QUOTAZIONI E PREZZI GIORNALIERI – 01.01.2019 – 31.08.2019

Data	AGIP ENI	API IP	ESSO	Q8	EX SHELL	TAMOIL	EX TOTALERG	MEDIA MARCHI	NO-LOGO	MEDIA RETE
09/05/19	1,799	1,824	1,769	1,771	1,599	1,730	1,796	1,787	1,643	1,759
10/05/19	1,799	1,822	1,769	1,772	1,599	1,729	1,794	1,786	1,643	1,757
11/05/19	1,800	1,821	1,771	1,772	1,599	1,730	1,794	1,786	1,642	1,758
12/05/19	1,800	1,822	1,770	1,772	1,599	1,728	1,793	1,786	1,642	1,758
13/05/19	1,800	1,823	1,770	1,772	1,599	1,728	1,794	1,786	1,642	1,758
14/05/19	1,799	1,824	1,770	1,772	1,599	1,728	1,794	1,786	1,642	1,758
15/05/19	1,800	1,824	1,769	1,774	1,599	1,727	1,794	1,786	1,641	1,757
16/05/19	1,800	1,825	1,769	1,774	1,599	1,725	1,793	1,785	1,642	1,757
17/05/19	1,802	1,822	1,769	1,773	1,599	1,727	1,794	1,786	1,641	1,757
18/05/19	1,805	1,825	1,772	1,772	1,599	1,730	1,791	1,788	1,641	1,760
19/05/19	1,805	1,827	1,773	1,771	1,599	1,732	1,791	1,789	1,642	1,761
20/05/19	1,805	1,828	1,774	1,772	1,599	1,732	1,791	1,789	1,642	1,761
21/05/19	1,806	1,825	1,774	1,773	1,599	1,734	1,792	1,789	1,643	1,761
22/05/19	1,807	1,827	1,776	1,774	1,599	1,735	1,792	1,791	1,645	1,763
23/05/19	1,807	1,827	1,776	1,775	1,609	1,735	1,792	1,791	1,645	1,763
24/05/19	1,807	1,827	1,777	1,773	1,609	1,735	1,793	1,791	1,646	1,763
25/05/19	1,806	1,825	1,776	1,773	1,609	1,733	1,795	1,790	1,647	1,761
26/05/19	1,806	1,823	1,778	1,775	1,609	1,733	1,792	1,789	1,647	1,761
27/05/19	1,806	1,823	1,778	1,774	1,609	1,733	1,792	1,789	1,647	1,761
28/05/19	1,804	1,824	1,776	1,774	1,609	1,732	1,791	1,789	1,646	1,760
29/05/19	1,802	1,823	1,775	1,773	1,609	1,732	1,792	1,788	1,645	1,760
30/05/19	1,801	1,823	1,774	1,774	1,609	1,732	1,793	1,788	1,645	1,760
31/05/19	1,800	1,822	1,774	1,776	1,609	1,731	1,793	1,787	1,644	1,759
01/06/19	1,800	1,820	1,773	1,773	1,609	1,729	1,791	1,786	1,642	1,757
02/06/19	1,798	1,820	1,771	1,771	1,599	1,728	1,792	1,785	1,640	1,756
03/06/19	1,797	1,820	1,771	1,771	1,599	1,728	1,791	1,784	1,641	1,756
04/06/19	1,794	1,818	1,769	1,769	1,599	1,726	1,792	1,783	1,640	1,755
05/06/19	1,791	1,819	1,767	1,769	1,599	1,726	1,790	1,781	1,637	1,753
06/06/19	1,787	1,817	1,763	1,766	1,599	1,721	1,787	1,778	1,633	1,750
07/06/19	1,783	1,816	1,760	1,765	1,599	1,718	1,781	1,775	1,630	1,746
08/06/19	1,780	1,812	1,756	1,765	1,599	1,716	1,777	1,772	1,627	1,743
09/06/19	1,778	1,812	1,755	1,763	1,599	1,714	1,775	1,770	1,625	1,741
10/06/19	1,778	1,811	1,755	1,765	1,599	1,714	1,775	1,770	1,625	1,741

QUOTAZIONI E PREZZI GIORNALIERI – 01.01.2019 – 31.08.2019

Data	AGIP ENI	API IP	ESSO	Q8	EX SHELL	TAMOIL	EX TOTALERG	MEDIA MARCHI	NO-LOGO	MEDIA RETE
11/06/19	1,775	1,807	1,753	1,760	1,599	1,711	1,774	1,767	1,623	1,738
12/06/19	1,774	1,803	1,752	1,764	1,599	1,712	1,770	1,766	1,621	1,737
13/06/19	1,773	1,802	1,750	1,762	1,599	1,710	1,769	1,765	1,620	1,735
14/06/19	1,773	1,799	1,750	1,759	1,599	1,709	1,768	1,763	1,619	1,734
15/06/19	1,772	1,797	1,747	1,757	1,599	1,710	1,769	1,762	1,618	1,733
16/06/19	1,772	1,798	1,745	1,757	1,599	1,710	1,767	1,761	1,617	1,732
17/06/19	1,772	1,798	1,745	1,758	1,599	1,710	1,767	1,762	1,618	1,733
18/06/19	1,772	1,798	1,744	1,757	1,589	1,708	1,767	1,761	1,616	1,732
19/06/19	1,772	1,798	1,742	1,754	1,589	1,706	1,766	1,760	1,614	1,731
20/06/19	1,771	1,797	1,741	1,754	1,589	1,705	1,766	1,759	1,613	1,730
21/06/19	1,770	1,794	1,739	1,752	1,589	1,706	1,764	1,757	1,612	1,728
22/06/19	1,770	1,794	1,739	1,753	1,589	1,703	1,763	1,757	1,611	1,727
23/06/19	1,770	1,793	1,740	1,750	1,589	1,703	1,762	1,757	1,611	1,727
24/06/19	1,770	1,795	1,740	1,750	1,589	1,703	1,763	1,757	1,611	1,727
25/06/19	1,771	1,795	1,739	1,747	1,589	1,703	1,765	1,757	1,610	1,726
26/06/19	1,770	1,798	1,738	1,749	1,589	1,702	1,765	1,757	1,610	1,726
27/06/19	1,770	1,798	1,738	1,752	1,589	1,702	1,767	1,758	1,609	1,726
28/06/19	1,771	1,797	1,738	1,749	1,589	1,703	1,767	1,757	1,609	1,727
29/06/19	1,770	1,795	1,737	1,750	1,589	1,703	1,766	1,756	1,609	1,726
30/06/19	1,770	1,795	1,736	1,751	1,589	1,702	1,765	1,756	1,611	1,726
01/07/19	1,771	1,793	1,736	1,753	1,589	1,702	1,764	1,756	1,611	1,726
02/07/19	1,771	1,799	1,737	1,754	1,589	1,702	1,766	1,758	1,611	1,729
03/07/19	1,770	1,800	1,736	1,753	1,589	1,702	1,766	1,758	1,611	1,729
04/07/19	1,770	1,799	1,736	1,749	1,589	1,702	1,768	1,758	1,611	1,729
05/07/19	1,770	1,800	1,738	1,751	1,589	1,700	1,769	1,759	1,611	1,729
06/07/19	1,771	1,802	1,737	1,750	1,589	1,698	1,770	1,759	1,611	1,730
07/07/19	1,770	1,804	1,737	1,750	1,589	1,698	1,771	1,759	1,610	1,730
08/07/19	1,770	1,803	1,737	1,750	1,589	1,698	1,772	1,759	1,610	1,730
09/07/19	1,771	1,799	1,738	1,751	1,589	1,698	1,767	1,758	1,610	1,729
10/07/19	1,771	1,797	1,738	1,750	1,589	1,697	1,766	1,757	1,610	1,728
11/07/19	1,771	1,799	1,740	1,751	1,589	1,697	1,767	1,758	1,611	1,729
12/07/19	1,773	1,802	1,739	1,751	1,589	1,700	1,770	1,760	1,612	1,731
13/07/19	1,776	1,805	1,746	1,754	1,589	1,710	1,772	1,765	1,614	1,735

QUOTAZIONI E PREZZI GIORNALIERI – 01.01.2019 – 31.08.2019

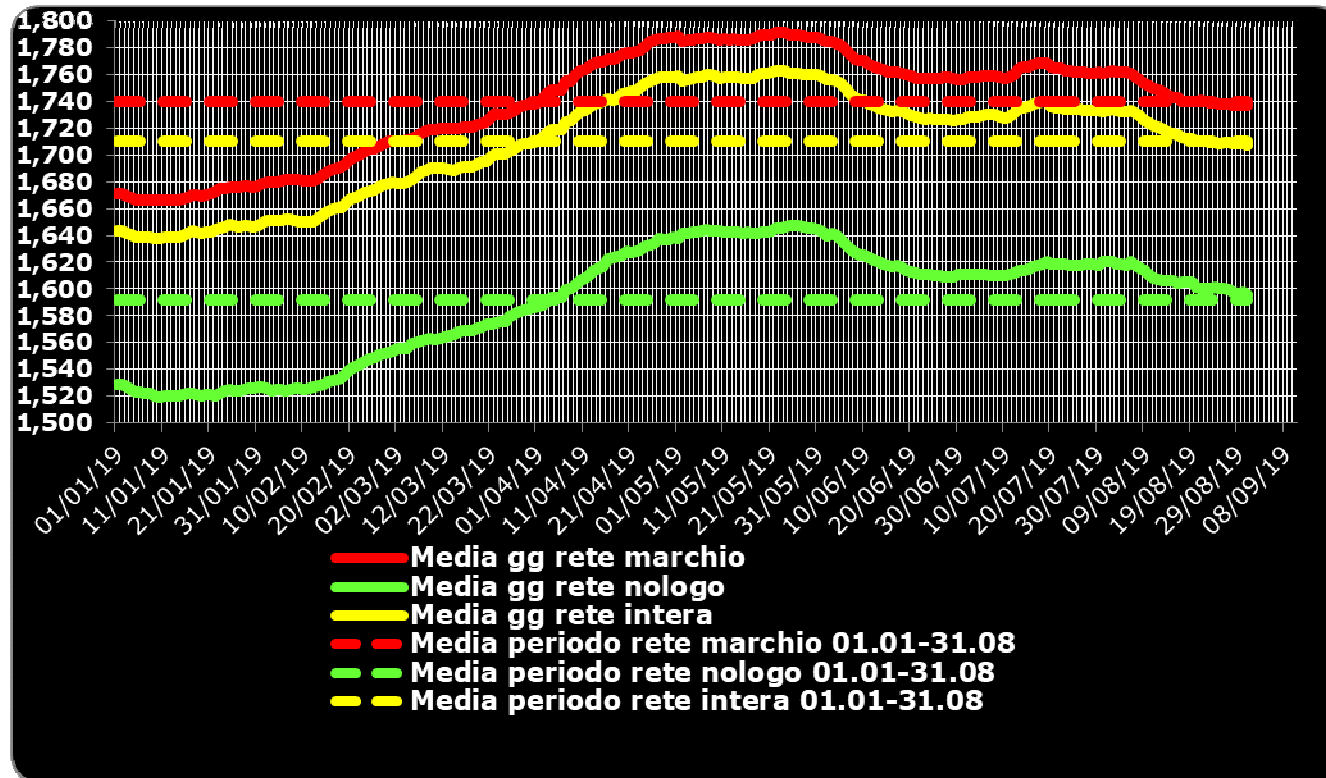
Data	AGIP ENI	API IP	ESSO	Q8	EX SHELL	TAMOIL	EX TOTALERG	MEDIA MARCHI	NO-LOGO	MEDIA RETE
14/07/19	1,777	1,805	1,748	1,752	1,589	1,709	1,772	1,765	1,614	1,735
15/07/19	1,778	1,806	1,748	1,754	1,589	1,709	1,773	1,766	1,615	1,736
16/07/19	1,778	1,807	1,749	1,753	1,589	1,712	1,779	1,767	1,617	1,738
17/07/19	1,779	1,810	1,750	1,756	1,589	1,713	1,776	1,769	1,618	1,739
18/07/19	1,779	1,809	1,749	1,756	1,589	1,713	1,777	1,768	1,619	1,739
19/07/19	1,778	1,808	1,750	1,757	1,589	1,713	1,777	1,768	1,620	1,739
20/07/19	1,775	1,807	1,746	1,755	1,589	1,710	1,776	1,766	1,619	1,736
21/07/19	1,774	1,805	1,746	1,755	1,589	1,709	1,774	1,764	1,619	1,735
22/07/19	1,774	1,805	1,747	1,755	1,589	1,710	1,773	1,765	1,619	1,735
23/07/19	1,772	1,803	1,747	1,753	1,589	1,708	1,771	1,763	1,619	1,734
24/07/19	1,771	1,804	1,746	1,752	1,589	1,709	1,774	1,763	1,618	1,734
25/07/19	1,770	1,803	1,745	1,751	1,589	1,707	1,776	1,762	1,618	1,734
26/07/19	1,770	1,804	1,744	1,752	1,589	1,707	1,776	1,762	1,618	1,734
27/07/19	1,769	1,805	1,746	1,752	1,589	1,707	1,771	1,762	1,619	1,734
28/07/19	1,768	1,806	1,745	1,749	1,589	1,708	1,771	1,761	1,619	1,733
29/07/19	1,768	1,805	1,745	1,750	1,589	1,707	1,772	1,761	1,619	1,733
30/07/19	1,769	1,806	1,742	1,750	1,589	1,708	1,776	1,761	1,618	1,733
31/07/19	1,770	1,803	1,741	1,744	1,589	1,707	1,774	1,760	1,620	1,732
01/08/19	1,770	1,806	1,743	1,748	1,589	1,707	1,775	1,762	1,620	1,733
02/08/19	1,770	1,807	1,745	1,749	1,589	1,707	1,774	1,762	1,620	1,734
03/08/19	1,769	1,805	1,744	1,752	1,589	1,708	1,775	1,762	1,619	1,733
04/08/19	1,769	1,803	1,743	1,753	1,589	1,708	1,775	1,762	1,619	1,732
05/08/19	1,769	1,804	1,743	1,753	1,589	1,708	1,775	1,762	1,618	1,732
06/08/19	1,766	1,805	1,745	1,753	1,589	1,704	1,776	1,761	1,620	1,733
07/08/19	1,761	1,804	1,741	1,754	1,589	1,702	1,773	1,758	1,618	1,731
08/08/19	1,758	1,801	1,739	1,754	1,589	1,701	1,772	1,756	1,616	1,729
09/08/19	1,753	1,799	1,737	1,749	1,589	1,698	1,768	1,753	1,614	1,726
10/08/19	1,750	1,797	1,736	1,749	1,589	1,695	1,767	1,751	1,610	1,724
11/08/19	1,748	1,797	1,733	1,746	1,589	1,694	1,765	1,749	1,608	1,722
12/08/19	1,747	1,794	1,734	1,745	1,589	1,693	1,764	1,749	1,607	1,721
13/08/19	1,745	1,794	1,731	1,739	1,589	1,690	1,762	1,746	1,606	1,718
14/08/19	1,743	1,793	1,730	1,736	1,589	1,689	1,761	1,745	1,606	1,717
15/08/19	1,742	1,791	1,727	1,737	1,589	1,686	1,760	1,743	1,606	1,715

QUOTAZIONI E PREZZI GIORNALIERI – 01.01.2019 – 31.08.2019

Data	AGIP ENI	API IP	ESSO	Q8	EX SHELL	TAMOIL	EX TOTALERG	MEDIA MARCHI	NO-LOGO	MEDIA RETE
16/08/19	1,743	1,790	1,727	1,739	1,589	1,686	1,761	1,743	1,604	1,715
17/08/19	1,744	1,783	1,725	1,738	1,589	1,684	1,760	1,740	1,605	1,713
18/08/19	1,744	1,785	1,725	1,738	1,589	1,684	1,758	1,740	1,605	1,712
19/08/19	1,744	1,785	1,725	1,737	1,589	1,685	1,760	1,740	1,605	1,712
20/08/19	1,744	1,784	1,724	1,742	1,589	1,682	1,762	1,740	1,601	1,711
21/08/19	1,743	1,784	1,724	1,745	1,589	1,682	1,759	1,740	1,600	1,711
22/08/19	1,742	1,782	1,726	1,743	1,589	1,684	1,759	1,740	1,600	1,710
23/08/19	1,742	1,782	1,720	1,744	1,569	1,683	1,757	1,739	1,600	1,709
24/08/19	1,742	1,782	1,720	1,742	1,569	1,682	1,757	1,739	1,601	1,709
25/08/19	1,741	1,783	1,719	1,738	1,569	1,682	1,756	1,738	1,600	1,708
26/08/19	1,741	1,783	1,719	1,741	1,569	1,680	1,755	1,738	1,600	1,709
27/08/19	1,741	1,783	1,718	1,739	1,569	1,681	1,755	1,738	1,599	1,709
28/08/19	1,741	1,780	1,718	1,737	1,569	1,681	1,752	1,737	1,598	1,708
29/08/19	1,741	1,781	1,719	1,734	1,569	1,680	1,752	1,737	1,597	1,708
30/08/19	1,741	1,781	1,721	1,730	1,569	1,681	1,753	1,737	1,598	1,708
31/08/19	1,741	1,781	1,719	1,735	1,569	1,683	1,753	1,737	1,596	1,708
<b>MEDIA</b>	<b>1,743</b>	<b>1,788</b>	<b>1,719</b>	<b>1,742</b>	<b>1,572</b>	<b>1,680</b>	<b>1,749</b>	<b>1,740</b>	<b>1,591</b>	<b>1,710</b>



## Grafico prezzi benzina servito media rete di marchio, rete no-logo e rete intera - Euro/litro



## SEZIONE 2.3 – PREZZI ITALIA: RETE DI MARCHIO SELF – MEDIA RETE DI MARCHIO, RETE NO-LOGO E RETE GENERALE – GASOLIO – EURO/LITRO

Data	AGIP ENI	API IP	ESSO	Q8	EX SHELL	TAMOIL	EX TOTALERG	MEDIA MARCHI	NO-LOGO	MEDIA RETE
01/01/19	1,423	1,463	1,445	1,433		1,456	1,450	1,441	1,417	1,438
02/01/19	1,423	1,463	1,444	1,433		1,457	1,450	1,441	1,417	1,437
03/01/19	1,422	1,462	1,442	1,432		1,454	1,448	1,439	1,416	1,436
04/01/19	1,421	1,459	1,439	1,430		1,452	1,446	1,438	1,413	1,434
05/01/19	1,421	1,456	1,437	1,427		1,449	1,445	1,436	1,411	1,432
06/01/19	1,420	1,456	1,436	1,426		1,449	1,443	1,435	1,410	1,432
07/01/19	1,420	1,456	1,435	1,426		1,449	1,443	1,435	1,410	1,431
08/01/19	1,420	1,455	1,434	1,425		1,449	1,440	1,434	1,409	1,431
09/01/19	1,420	1,453	1,434	1,426		1,451	1,440	1,434	1,408	1,430
10/01/19	1,421	1,450	1,432	1,424		1,450	1,438	1,433	1,405	1,429
11/01/19	1,424	1,449	1,432	1,428		1,453	1,439	1,435	1,407	1,431
12/01/19	1,425	1,450	1,433	1,432		1,454	1,440	1,436	1,409	1,432
13/01/19	1,426	1,449	1,433	1,433		1,454	1,440	1,436	1,409	1,433
14/01/19	1,426	1,450	1,433	1,433		1,453	1,440	1,436	1,409	1,433
15/01/19	1,427	1,449	1,433	1,434		1,453	1,440	1,437	1,410	1,433
16/01/19	1,432	1,450	1,434	1,435		1,452	1,440	1,438	1,411	1,435
17/01/19	1,433	1,452	1,436	1,435		1,453	1,441	1,440	1,413	1,436
18/01/19	1,434	1,453	1,436	1,434		1,457	1,440	1,440	1,412	1,436
19/01/19	1,436	1,453	1,437	1,435		1,459	1,441	1,441	1,411	1,437
20/01/19	1,439	1,453	1,436	1,431		1,459	1,441	1,442	1,412	1,437
21/01/19	1,440	1,453	1,436	1,431		1,460	1,441	1,442	1,412	1,438
22/01/19	1,442	1,455	1,438	1,457		1,464	1,444	1,447	1,414	1,442
23/01/19	1,443	1,456	1,440	1,442		1,467	1,444	1,447	1,416	1,442
24/01/19	1,443	1,456	1,440	1,443		1,467	1,445	1,447	1,416	1,443
25/01/19	1,444	1,455	1,442	1,443		1,467	1,445	1,447	1,418	1,443
26/01/19	1,444	1,454	1,440	1,443		1,467	1,444	1,447	1,417	1,443
27/01/19	1,443	1,454	1,441	1,444		1,468	1,445	1,447	1,418	1,443
28/01/19	1,444	1,454	1,441	1,444		1,469	1,445	1,448	1,418	1,443
29/01/19	1,444	1,456	1,442	1,444		1,469	1,445	1,448	1,418	1,444

QUOTAZIONI E PREZZI GIORNALIERI – 01.01.2019 – 31.08.2019

Data	AGIP ENI	API IP	ESSO	Q8	EX SHELL	TAMOIL	EX TOTALERG	MEDIA MARCHI	NO-LOGO	MEDIA RETE
30/01/19	1,443	1,455	1,442	1,443		1,465	1,445	1,447	1,419	1,443
31/01/19	1,445	1,455	1,442	1,449		1,466	1,446	1,449	1,419	1,445
01/02/19	1,449	1,458	1,442	1,453		1,468	1,450	1,452	1,420	1,447
02/02/19	1,450	1,459	1,444	1,453		1,468	1,452	1,453	1,420	1,448
03/02/19	1,451	1,459	1,443	1,452		1,469	1,451	1,453	1,420	1,448
04/02/19	1,451	1,460	1,443	1,453		1,469	1,451	1,453	1,420	1,449
05/02/19	1,449	1,458	1,442	1,453		1,468	1,450	1,452	1,420	1,447
06/02/19	1,450	1,459	1,444	1,453		1,468	1,452	1,453	1,420	1,448
07/02/19	1,451	1,459	1,443	1,452		1,469	1,451	1,453	1,420	1,448
08/02/19	1,451	1,460	1,443	1,453		1,469	1,451	1,453	1,420	1,449
09/02/19	1,452	1,460	1,445	1,453		1,471	1,452	1,454	1,421	1,449
10/02/19	1,453	1,461	1,444	1,453		1,471	1,453	1,454	1,420	1,450
11/02/19	1,453	1,462	1,446	1,453		1,473	1,453	1,455	1,422	1,450
12/02/19	1,452	1,463	1,446	1,451		1,474	1,454	1,455	1,422	1,450
13/02/19	1,453	1,463	1,448	1,455		1,473	1,455	1,456	1,422	1,451
14/02/19	1,453	1,463	1,448	1,455		1,471	1,456	1,456	1,422	1,451
15/02/19	1,453	1,463	1,448	1,455		1,471	1,456	1,456	1,423	1,451
16/02/19	1,453	1,464	1,448	1,455		1,470	1,457	1,456	1,423	1,451
17/02/19	1,459	1,465	1,450	1,455		1,472	1,460	1,459	1,425	1,454
18/02/19	1,460	1,468	1,451	1,459		1,476	1,461	1,461	1,427	1,456
19/02/19	1,462	1,471	1,455	1,461		1,480	1,464	1,464	1,428	1,459
20/02/19	1,466	1,476	1,457	1,462		1,482	1,468	1,467	1,430	1,462
21/02/19	1,467	1,476	1,458	1,462		1,482	1,467	1,467	1,431	1,462
22/02/19	1,468	1,477	1,459	1,468		1,483	1,468	1,469	1,432	1,464
23/02/19	1,470	1,480	1,467	1,470		1,489	1,469	1,473	1,435	1,467
24/02/19	1,475	1,481	1,473	1,474		1,494	1,470	1,476	1,439	1,471
25/02/19	1,478	1,481	1,475	1,479		1,496	1,472	1,479	1,442	1,473
26/02/19	1,482	1,484	1,474	1,480		1,498	1,476	1,481	1,444	1,476
27/02/19	1,486	1,485	1,476	1,481		1,502	1,478	1,484	1,447	1,478
28/02/19	1,487	1,486	1,476	1,482		1,502	1,479	1,484	1,448	1,479
01/03/19	1,491	1,492	1,482	1,488		1,499	1,487	1,489	1,456	1,484
02/03/19	1,490	1,494	1,481	1,489		1,500	1,489	1,490	1,457	1,485
03/03/19	1,490	1,494	1,482	1,488		1,499	1,489	1,489	1,456	1,484

QUOTAZIONI E PREZZI GIORNALIERI – 01.01.2019 – 31.08.2019

Data	AGIP ENI	API IP	ESSO	Q8	EX SHELL	TAMOIL	EX TOTALERG	MEDIA MARCHI	NO-LOGO	MEDIA RETE
04/03/19	1,490	1,495	1,482	1,488		1,501	1,490	1,490	1,457	1,485
05/03/19	1,493	1,495	1,482	1,487		1,499	1,490	1,490	1,458	1,486
06/03/19	1,497	1,495	1,482	1,493		1,498	1,493	1,493	1,460	1,488
07/03/19	1,498	1,498	1,482	1,494		1,500	1,495	1,494	1,461	1,490
08/03/19	1,498	1,500	1,485	1,498		1,500	1,498	1,496	1,462	1,491
09/03/19	1,499	1,501	1,487	1,499		1,500	1,499	1,497	1,463	1,493
10/03/19	1,499	1,501	1,488	1,500		1,501	1,499	1,498	1,463	1,493
11/03/19	1,499	1,502	1,488	1,500		1,501	1,499	1,498	1,464	1,493
12/03/19	1,499	1,500	1,489	1,500		1,500	1,503	1,498	1,464	1,493
13/03/19	1,499	1,501	1,489	1,500		1,499	1,503	1,498	1,464	1,493
14/03/19	1,499	1,501	1,489	1,498		1,498	1,503	1,498	1,465	1,493
15/03/19	1,500	1,500	1,490	1,498		1,497	1,502	1,498	1,465	1,493
16/03/19	1,500	1,500	1,489	1,497		1,497	1,504	1,498	1,466	1,493
17/03/19	1,500	1,500	1,489	1,497		1,498	1,504	1,498	1,466	1,493
18/03/19	1,500	1,500	1,489	1,497		1,498	1,504	1,498	1,466	1,493
19/03/19	1,500	1,501	1,490	1,497		1,497	1,504	1,498	1,466	1,493
20/03/19	1,500	1,502	1,491	1,498		1,497	1,505	1,499	1,465	1,494
21/03/19	1,501	1,501	1,491	1,497		1,497	1,505	1,498	1,465	1,494
22/03/19	1,501	1,502	1,492	1,500		1,499	1,507	1,500	1,465	1,495
23/03/19	1,500	1,502	1,494	1,503		1,500	1,509	1,500	1,465	1,495
24/03/19	1,500	1,502	1,494	1,503		1,500	1,508	1,500	1,466	1,495
25/03/19	1,500	1,503	1,494	1,503		1,500	1,508	1,501	1,466	1,496
26/03/19	1,500	1,502	1,495	1,502		1,500	1,508	1,500	1,467	1,496
27/03/19	1,500	1,504	1,494	1,501		1,500	1,508	1,500	1,468	1,496
28/03/19	1,500	1,505	1,496	1,501		1,500	1,510	1,501	1,467	1,496
29/03/19	1,500	1,505	1,496	1,501		1,501	1,509	1,501	1,467	1,496
30/03/19	1,501	1,505	1,495	1,500		1,501	1,509	1,501	1,467	1,496
31/03/19	1,500	1,505	1,495	1,500		1,500	1,509	1,501	1,466	1,496
01/04/19	1,501	1,506	1,495	1,500		1,501	1,508	1,501	1,467	1,496
02/04/19	1,500	1,505	1,495	1,499		1,502	1,509	1,501	1,466	1,496
03/04/19	1,500	1,506	1,495	1,499		1,502	1,510	1,501	1,467	1,496
04/04/19	1,500	1,506	1,494	1,500		1,502	1,510	1,501	1,468	1,496
05/04/19	1,500	1,506	1,494	1,500		1,502	1,510	1,501	1,468	1,496

QUOTAZIONI E PREZZI GIORNALIERI – 01.01.2019 – 31.08.2019

Data	AGIP ENI	API IP	ESSO	Q8	EX SHELL	TAMOIL	EX TOTALERG	MEDIA MARCHI	NO-LOGO	MEDIA RETE
06/04/19	1,500	1,506	1,494	1,500		1,502	1,510	1,501	1,468	1,496
07/04/19	1,500	1,507	1,494	1,505		1,504	1,511	1,502	1,467	1,497
08/04/19	1,500	1,507	1,494	1,505		1,504	1,511	1,502	1,468	1,497
09/04/19	1,503	1,509	1,496	1,505		1,505	1,512	1,504	1,468	1,499
10/04/19	1,506	1,510	1,498	1,505		1,506	1,513	1,506	1,469	1,500
11/04/19	1,507	1,508	1,499	1,510		1,507	1,513	1,507	1,471	1,502
12/04/19	1,508	1,510	1,501	1,514		1,507	1,514	1,509	1,472	1,503
13/04/19	1,508	1,512	1,502	1,515		1,510	1,516	1,510	1,473	1,504
14/04/19	1,508	1,512	1,503	1,515		1,510	1,517	1,510	1,475	1,505
15/04/19	1,509	1,513	1,503	1,515		1,511	1,517	1,511	1,475	1,505
16/04/19	1,509	1,514	1,504	1,514		1,513	1,517	1,511	1,477	1,506
17/04/19	1,508	1,515	1,505	1,514		1,513	1,518	1,511	1,477	1,506
18/04/19	1,511	1,515	1,505	1,512		1,514	1,517	1,512	1,477	1,506
19/04/19	1,515	1,516	1,506	1,517		1,515	1,518	1,514	1,478	1,509
20/04/19	1,516	1,516	1,508	1,517		1,515	1,519	1,515	1,479	1,510
21/04/19	1,517	1,517	1,507	1,517		1,516	1,520	1,515	1,479	1,510
22/04/19	1,517	1,516	1,508	1,518		1,515	1,520	1,515	1,479	1,510
23/04/19	1,518	1,515	1,509	1,518		1,514	1,520	1,516	1,481	1,511
24/04/19	1,520	1,517	1,510	1,519		1,515	1,523	1,517	1,483	1,512
25/04/19	1,524	1,522	1,511	1,524		1,518	1,527	1,521	1,483	1,516
26/04/19	1,525	1,523	1,513	1,525		1,518	1,528	1,522	1,484	1,517
27/04/19	1,526	1,524	1,516	1,525		1,521	1,529	1,523	1,487	1,518
28/04/19	1,527	1,525	1,518	1,525		1,520	1,529	1,524	1,487	1,519
29/04/19	1,527	1,525	1,518	1,525		1,522	1,529	1,524	1,488	1,519
30/04/19	1,527	1,526	1,519	1,524		1,524	1,529	1,525	1,489	1,519
01/05/19	1,527	1,526	1,520	1,523		1,523	1,530	1,525	1,489	1,519
02/05/19	1,524	1,524	1,520	1,523		1,522	1,528	1,523	1,490	1,518
03/05/19	1,523	1,525	1,520	1,522		1,523	1,529	1,523	1,490	1,518
04/05/19	1,521	1,525	1,520	1,522		1,523	1,529	1,523	1,491	1,518
05/05/19	1,521	1,524	1,520	1,522		1,522	1,528	1,522	1,490	1,518
06/05/19	1,521	1,525	1,520	1,522		1,522	1,528	1,522	1,491	1,518
07/05/19	1,520	1,524	1,518	1,522		1,524	1,530	1,522	1,492	1,518
08/05/19	1,520	1,524	1,518	1,523		1,523	1,531	1,522	1,492	1,518

QUOTAZIONI E PREZZI GIORNALIERI – 01.01.2019 – 31.08.2019

Data	AGIP ENI	API IP	ESSO	Q8	EX SHELL	TAMOIL	EX TOTALERG	MEDIA MARCHI	NO-LOGO	MEDIA RETE
09/05/19	1,520	1,524	1,517	1,522		1,521	1,531	1,522	1,492	1,517
10/05/19	1,520	1,522	1,517	1,521		1,521	1,531	1,521	1,492	1,517
11/05/19	1,520	1,521	1,517	1,520		1,521	1,530	1,521	1,491	1,516
12/05/19	1,519	1,521	1,517	1,519		1,520	1,529	1,520	1,491	1,516
13/05/19	1,520	1,521	1,516	1,519		1,520	1,530	1,520	1,491	1,516
14/05/19	1,519	1,521	1,517	1,519		1,518	1,527	1,519	1,491	1,515
15/05/19	1,519	1,521	1,515	1,518		1,519	1,527	1,519	1,490	1,515
16/05/19	1,520	1,521	1,516	1,516		1,519	1,526	1,519	1,491	1,515
17/05/19	1,522	1,521	1,516	1,521		1,524	1,527	1,521	1,491	1,517
18/05/19	1,525	1,523	1,518	1,523		1,528	1,528	1,524	1,492	1,519
19/05/19	1,526	1,523	1,520	1,523		1,527	1,529	1,524	1,492	1,520
20/05/19	1,527	1,523	1,521	1,528		1,528	1,529	1,526	1,493	1,521
21/05/19	1,528	1,524	1,522	1,529		1,529	1,530	1,527	1,495	1,522
22/05/19	1,528	1,525	1,524	1,529		1,530	1,530	1,527	1,496	1,523
23/05/19	1,528	1,525	1,524	1,528		1,530	1,530	1,528	1,497	1,524
24/05/19	1,529	1,525	1,524	1,525		1,527	1,529	1,526	1,497	1,522
25/05/19	1,528	1,524	1,523	1,521		1,524	1,528	1,524	1,497	1,520
26/05/19	1,527	1,524	1,524	1,521		1,522	1,528	1,524	1,497	1,520
27/05/19	1,527	1,524	1,523	1,521		1,523	1,528	1,524	1,498	1,520
28/05/19	1,524	1,522	1,521	1,517		1,521	1,527	1,522	1,497	1,518
29/05/19	1,522	1,522	1,520	1,515		1,519	1,528	1,520	1,494	1,517
30/05/19	1,521	1,522	1,518	1,514		1,520	1,528	1,520	1,494	1,516
31/05/19	1,520	1,521	1,517	1,514		1,518	1,528	1,519	1,492	1,515
01/06/19	1,519	1,522	1,516	1,511		1,517	1,527	1,518	1,491	1,514
02/06/19	1,519	1,521	1,515	1,511		1,514	1,526	1,517	1,490	1,513
03/06/19	1,518	1,521	1,515	1,510		1,515	1,526	1,517	1,490	1,513
04/06/19	1,515	1,519	1,512	1,507		1,512	1,524	1,514	1,488	1,510
05/06/19	1,512	1,515	1,510	1,503		1,511	1,520	1,511	1,485	1,507
06/06/19	1,507	1,513	1,508	1,500		1,509	1,517	1,508	1,482	1,504
07/06/19	1,503	1,509	1,505	1,496		1,507	1,513	1,504	1,478	1,500
08/06/19	1,500	1,508	1,503	1,493		1,503	1,510	1,502	1,475	1,498
09/06/19	1,498	1,506	1,501	1,492		1,504	1,509	1,500	1,473	1,496
10/06/19	1,498	1,506	1,501	1,492		1,505	1,509	1,500	1,473	1,496

QUOTAZIONI E PREZZI GIORNALIERI – 01.01.2019 – 31.08.2019

Data	AGIP ENI	API IP	ESSO	Q8	EX SHELL	TAMOIL	EX TOTALERG	MEDIA MARCHI	NO-LOGO	MEDIA RETE
11/06/19	1,495	1,504	1,498	1,489		1,501	1,509	1,498	1,470	1,493
12/06/19	1,494	1,502	1,495	1,487		1,500	1,507	1,496	1,468	1,492
13/06/19	1,493	1,501	1,493	1,486		1,497	1,506	1,495	1,467	1,490
14/06/19	1,492	1,498	1,491	1,484		1,493	1,504	1,492	1,466	1,488
15/06/19	1,492	1,497	1,489	1,482		1,492	1,501	1,491	1,464	1,487
16/06/19	1,491	1,495	1,488	1,481		1,491	1,500	1,490	1,463	1,486
17/06/19	1,491	1,495	1,487	1,481		1,491	1,500	1,490	1,463	1,486
18/06/19	1,491	1,494	1,486	1,479		1,487	1,499	1,488	1,460	1,484
19/06/19	1,490	1,492	1,485	1,477		1,486	1,497	1,487	1,459	1,483
20/06/19	1,490	1,490	1,483	1,476		1,485	1,496	1,486	1,458	1,482
21/06/19	1,490	1,490	1,481	1,476		1,485	1,495	1,485	1,456	1,481
22/06/19	1,490	1,490	1,481	1,476		1,484	1,495	1,485	1,455	1,481
23/06/19	1,489	1,490	1,481	1,476		1,484	1,494	1,485	1,455	1,481
24/06/19	1,489	1,490	1,481	1,476		1,484	1,495	1,485	1,456	1,481
25/06/19	1,489	1,490	1,480	1,475		1,483	1,495	1,485	1,455	1,480
26/06/19	1,489	1,490	1,479	1,474		1,481	1,494	1,484	1,453	1,479
27/06/19	1,489	1,489	1,478	1,474		1,481	1,493	1,484	1,453	1,479
28/06/19	1,489	1,489	1,478	1,474		1,481	1,494	1,484	1,453	1,479
29/06/19	1,489	1,488	1,477	1,473		1,481	1,494	1,483	1,453	1,479
30/06/19	1,489	1,488	1,477	1,473		1,481	1,493	1,483	1,452	1,478
01/07/19	1,489	1,488	1,477	1,473		1,483	1,493	1,483	1,453	1,479
02/07/19	1,489	1,491	1,477	1,476		1,481	1,495	1,484	1,454	1,480
03/07/19	1,489	1,492	1,477	1,477		1,482	1,497	1,485	1,455	1,481
04/07/19	1,489	1,492	1,478	1,476		1,482	1,498	1,485	1,455	1,481
05/07/19	1,489	1,491	1,478	1,475		1,481	1,497	1,485	1,454	1,480
06/07/19	1,488	1,492	1,478	1,475		1,478	1,496	1,484	1,453	1,480
07/07/19	1,488	1,492	1,478	1,475		1,478	1,496	1,484	1,452	1,480
08/07/19	1,489	1,492	1,478	1,475		1,478	1,497	1,485	1,453	1,480
09/07/19	1,489	1,491	1,478	1,474		1,478	1,497	1,484	1,453	1,480
10/07/19	1,489	1,492	1,477	1,474		1,478	1,498	1,484	1,452	1,480
11/07/19	1,489	1,493	1,478	1,474		1,478	1,500	1,485	1,452	1,480
12/07/19	1,491	1,496	1,480	1,484		1,483	1,501	1,489	1,453	1,484
13/07/19	1,494	1,498	1,485	1,486		1,488	1,504	1,492	1,454	1,486

QUOTAZIONI E PREZZI GIORNALIERI – 01.01.2019 – 31.08.2019

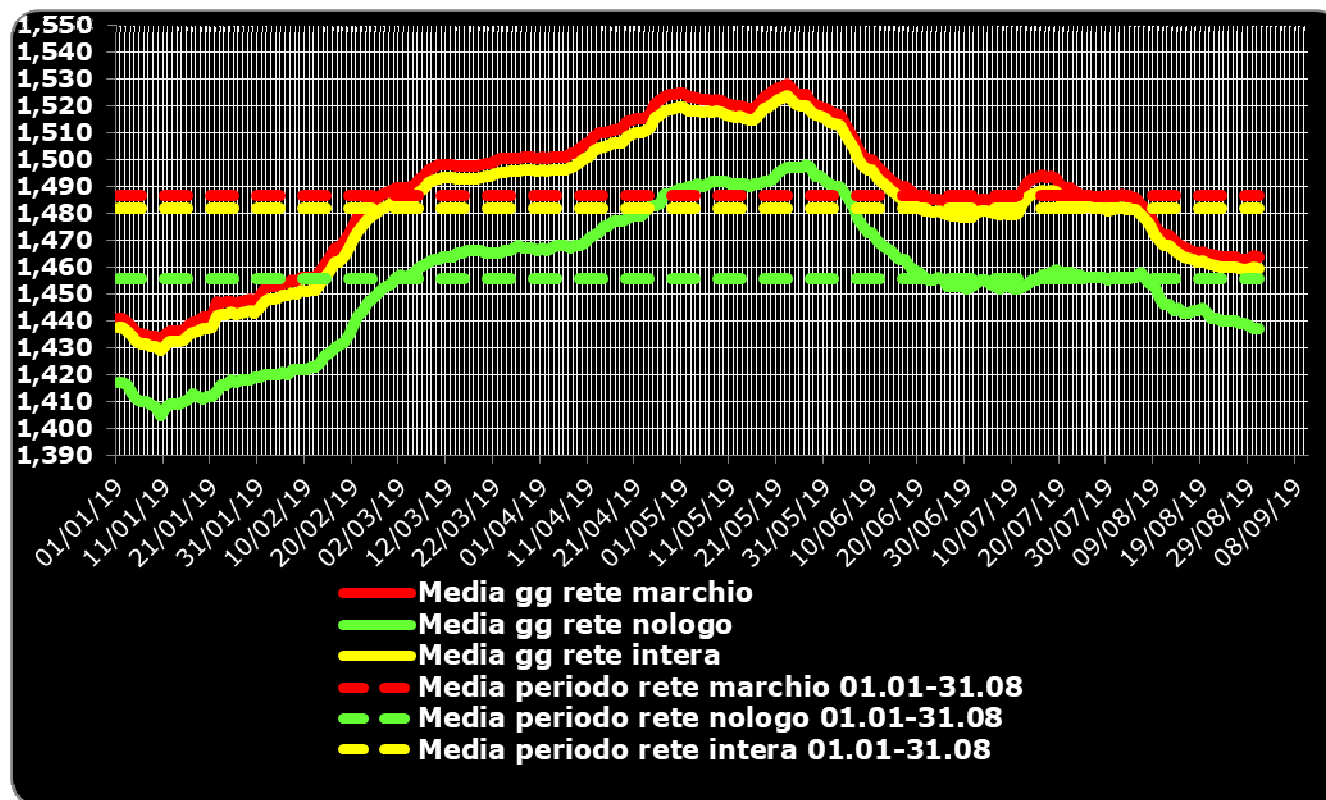
Data	AGIP ENI	API IP	ESSO	Q8	EX SHELL	TAMOIL	EX TOTALERG	MEDIA MARCHI	NO-LOGO	MEDIA RETE
14/07/19	1,495	1,500	1,486	1,486		1,487	1,505	1,493	1,455	1,487
15/07/19	1,496	1,501	1,486	1,486		1,488	1,505	1,493	1,455	1,488
16/07/19	1,497	1,501	1,487	1,486		1,490	1,506	1,494	1,457	1,489
17/07/19	1,497	1,501	1,487	1,484		1,488	1,505	1,493	1,457	1,488
18/07/19	1,497	1,502	1,487	1,484		1,488	1,507	1,494	1,458	1,489
19/07/19	1,497	1,501	1,487	1,482		1,486	1,507	1,493	1,459	1,488
20/07/19	1,494	1,500	1,485	1,478		1,484	1,506	1,491	1,458	1,486
21/07/19	1,492	1,499	1,484	1,478		1,482	1,506	1,489	1,458	1,485
22/07/19	1,492	1,499	1,484	1,478		1,483	1,505	1,489	1,458	1,485
23/07/19	1,490	1,498	1,483	1,476		1,481	1,504	1,488	1,457	1,483
24/07/19	1,489	1,498	1,482	1,476		1,481	1,504	1,487	1,457	1,483
25/07/19	1,488	1,497	1,482	1,476		1,480	1,502	1,487	1,456	1,482
26/07/19	1,488	1,497	1,481	1,476		1,480	1,503	1,487	1,456	1,482
27/07/19	1,488	1,496	1,481	1,476		1,480	1,503	1,486	1,456	1,482
28/07/19	1,487	1,496	1,482	1,476		1,480	1,503	1,486	1,456	1,482
29/07/19	1,487	1,496	1,482	1,476		1,480	1,502	1,486	1,456	1,482
30/07/19	1,487	1,496	1,480	1,475		1,480	1,502	1,486	1,455	1,481
31/07/19	1,487	1,496	1,480	1,474		1,481	1,503	1,486	1,456	1,481
01/08/19	1,487	1,497	1,479	1,477		1,481	1,503	1,486	1,456	1,482
02/08/19	1,488	1,497	1,481	1,478		1,481	1,504	1,487	1,456	1,483
03/08/19	1,487	1,496	1,481	1,476		1,480	1,503	1,486	1,456	1,482
04/08/19	1,487	1,495	1,480	1,476		1,479	1,503	1,486	1,456	1,481
05/08/19	1,486	1,496	1,480	1,476		1,480	1,503	1,486	1,456	1,481
06/08/19	1,482	1,493	1,481	1,474		1,477	1,501	1,483	1,458	1,480
07/08/19	1,479	1,491	1,478	1,472		1,475	1,500	1,481	1,455	1,477
08/08/19	1,476	1,490	1,476	1,471		1,473	1,499	1,479	1,454	1,476
09/08/19	1,472	1,487	1,474	1,463		1,471	1,496	1,475	1,453	1,472
10/08/19	1,469	1,485	1,472	1,462		1,468	1,493	1,473	1,448	1,469
11/08/19	1,467	1,484	1,471	1,461		1,467	1,492	1,472	1,446	1,468
12/08/19	1,467	1,484	1,471	1,462		1,467	1,492	1,472	1,446	1,468
13/08/19	1,465	1,483	1,469	1,460		1,464	1,491	1,470	1,444	1,466
14/08/19	1,463	1,482	1,467	1,459		1,462	1,490	1,469	1,445	1,465
15/08/19	1,462	1,481	1,464	1,459		1,461	1,489	1,467	1,443	1,464

QUOTAZIONI E PREZZI GIORNALIERI – 01.01.2019 – 31.08.2019

Data	AGIP ENI	API IP	ESSO	Q8	EX SHELL	TAMOIL	EX TOTALERG	MEDIA MARCHI	NO-LOGO	MEDIA RETE
16/08/19	1,462	1,479	1,464	1,458		1,460	1,489	1,467	1,443	1,463
17/08/19	1,462	1,479	1,463	1,457		1,457	1,489	1,466	1,444	1,463
18/08/19	1,462	1,479	1,462	1,456		1,454	1,489	1,465	1,444	1,462
19/08/19	1,462	1,479	1,462	1,456		1,457	1,489	1,466	1,445	1,462
20/08/19	1,461	1,479	1,460	1,455		1,456	1,488	1,465	1,443	1,461
21/08/19	1,461	1,479	1,460	1,455		1,456	1,488	1,465	1,441	1,461
22/08/19	1,461	1,478	1,461	1,454		1,456	1,486	1,464	1,441	1,461
23/08/19	1,460	1,478	1,459	1,454		1,457	1,485	1,464	1,440	1,460
24/08/19	1,460	1,478	1,459	1,454		1,457	1,485	1,464	1,440	1,460
25/08/19	1,460	1,478	1,459	1,453		1,457	1,484	1,464	1,440	1,460
26/08/19	1,460	1,478	1,459	1,454		1,457	1,484	1,464	1,440	1,460
27/08/19	1,459	1,477	1,457	1,454		1,457	1,484	1,463	1,439	1,459
28/08/19	1,459	1,477	1,456	1,454		1,455	1,483	1,463	1,439	1,459
29/08/19	1,459	1,477	1,458	1,454		1,455	1,486	1,463	1,438	1,459
30/08/19	1,459	1,476	1,458	1,458		1,456	1,487	1,464	1,437	1,460
31/08/19	1,459	1,476	1,457	1,458		1,457	1,485	1,464	1,437	1,460
<b>MEDIA</b>	<b>1,486</b>	<b>1,493</b>	<b>1,481</b>	<b>1,482</b>		<b>1,489</b>	<b>1,494</b>	<b>1,487</b>	<b>1,456</b>	<b>1,482</b>



## Grafico prezzi gasolio self media rete di marchio, rete no-logo e rete intera - Euro/litro



## SEZIONE 2.4 – PREZZI ITALIA: RETE DI MARCHIO SERVITO – MEDIA RETE DI MARCHIO, RETE NO-LOGO E RETE GENERALE – GASOLIO – EURO/LITRO

Data	AGIP ENI	API IP	ESSO	Q8	EX SHELL	TAMOIL	EX TOTALERG	MEDIA MARCHI	NO-LOGO	MEDIA RETE
01/01/19	1,587	1,678	1,582	1,624	1,379	1,577	1,622	1,607	1,458	1,578
02/01/19	1,586	1,676	1,582	1,623	1,379	1,578	1,621	1,606	1,458	1,577
03/01/19	1,585	1,675	1,578	1,619	1,399	1,578	1,618	1,604	1,455	1,575
04/01/19	1,584	1,670	1,576	1,622	1,399	1,576	1,612	1,603	1,453	1,573
05/01/19	1,584	1,666	1,574	1,621	1,399	1,577	1,610	1,601	1,451	1,572
06/01/19	1,584	1,667	1,574	1,618	1,399	1,575	1,611	1,601	1,450	1,572
07/01/19	1,584	1,667	1,574	1,618	1,399	1,576	1,613	1,601	1,449	1,572
08/01/19	1,585	1,667	1,573	1,614	1,399	1,575	1,611	1,601	1,449	1,572
09/01/19	1,583	1,667	1,572	1,613	1,399	1,576	1,608	1,600	1,447	1,570
10/01/19	1,585	1,667	1,571	1,615	1,399	1,576	1,609	1,601	1,446	1,571
11/01/19	1,587	1,667	1,570	1,611	1,399	1,576	1,612	1,601	1,447	1,572
12/01/19	1,588	1,666	1,573	1,612	1,399	1,574	1,611	1,601	1,448	1,572
13/01/19	1,588	1,665	1,572	1,613	1,399	1,573	1,611	1,601	1,448	1,572
14/01/19	1,589	1,667	1,573	1,614	1,399	1,572	1,611	1,602	1,448	1,573
15/01/19	1,590	1,668	1,573	1,619	1,399	1,574	1,609	1,603	1,449	1,574
16/01/19	1,594	1,667	1,575	1,618	1,399	1,572	1,610	1,604	1,451	1,575
17/01/19	1,596	1,670	1,578	1,620	1,399	1,575	1,610	1,606	1,453	1,578
18/01/19	1,596	1,670	1,576	1,621	1,399	1,579	1,610	1,606	1,451	1,577
19/01/19	1,598	1,670	1,576	1,621	1,399	1,581	1,610	1,607	1,451	1,577
20/01/19	1,600	1,670	1,575	1,622	1,399	1,580	1,609	1,607	1,451	1,578
21/01/19	1,602	1,671	1,576	1,622	1,399	1,581	1,610	1,608	1,452	1,579
22/01/19	1,604	1,670	1,578	1,622	1,399	1,583	1,614	1,610	1,452	1,580
23/01/19	1,605	1,675	1,578	1,624	1,399	1,586	1,615	1,612	1,453	1,582
24/01/19	1,606	1,676	1,579	1,623	1,399	1,589	1,614	1,612	1,455	1,582
25/01/19	1,606	1,675	1,582	1,625	1,399	1,589	1,614	1,613	1,457	1,584
26/01/19	1,607	1,674	1,580	1,628	1,399	1,590	1,614	1,613	1,456	1,584
27/01/19	1,607	1,673	1,582	1,628	1,399	1,591	1,614	1,614	1,456	1,583
28/01/19	1,607	1,674	1,582	1,628	1,399	1,592	1,616	1,614	1,457	1,584
29/01/19	1,606	1,679	1,583	1,625	1,399	1,591	1,612	1,614	1,458	1,583

QUOTAZIONI E PREZZI GIORNALIERI – 01.01.2019 – 31.08.2019

Data	AGIP ENI	API IP	ESSO	Q8	EX SHELL	TAMOIL	EX TOTALERG	MEDIA MARCHI	NO-LOGO	MEDIA RETE
30/01/19	1,607	1,672	1,585	1,624	1,399	1,592	1,613	1,614	1,458	1,583
31/01/19	1,609	1,673	1,583	1,627	1,399	1,591	1,615	1,615	1,459	1,584
01/02/19	1,612	1,677	1,585	1,631	1,399	1,590	1,617	1,617	1,459	1,586
02/02/19	1,614	1,678	1,585	1,632	1,399	1,592	1,621	1,619	1,460	1,589
03/02/19	1,614	1,677	1,584	1,632	1,399	1,592	1,621	1,619	1,458	1,588
04/02/19	1,614	1,678	1,583	1,632	1,399	1,591	1,620	1,618	1,459	1,589
05/02/19	1,612	1,677	1,585	1,631	1,399	1,590	1,617	1,617	1,459	1,586
06/02/19	1,614	1,678	1,585	1,632	1,399	1,592	1,621	1,619	1,460	1,589
07/02/19	1,614	1,677	1,584	1,632	1,399	1,592	1,621	1,619	1,458	1,588
08/02/19	1,614	1,678	1,583	1,632	1,399	1,591	1,620	1,618	1,459	1,589
09/02/19	1,615	1,678	1,584	1,636	1,399	1,592	1,622	1,620	1,459	1,589
10/02/19	1,616	1,680	1,585	1,637	1,399	1,594	1,621	1,621	1,458	1,590
11/02/19	1,616	1,678	1,587	1,637	1,574	1,596	1,620	1,621	1,460	1,591
12/02/19	1,616	1,677	1,587	1,637	1,574	1,597	1,619	1,621	1,460	1,589
13/02/19	1,617	1,674	1,589	1,639	1,574	1,597	1,620	1,620	1,460	1,588
14/02/19	1,617	1,673	1,589	1,637	1,574	1,597	1,620	1,620	1,460	1,588
15/02/19	1,617	1,673	1,590	1,637	1,574	1,597	1,621	1,621	1,460	1,589
16/02/19	1,616	1,672	1,589	1,637	1,574	1,593	1,623	1,620	1,462	1,589
17/02/19	1,622	1,674	1,591	1,639	1,574	1,594	1,627	1,623	1,464	1,593
18/02/19	1,623	1,678	1,592	1,642	1,574	1,599	1,630	1,625	1,465	1,595
19/02/19	1,625	1,682	1,596	1,642	1,574	1,601	1,629	1,627	1,467	1,597
20/02/19	1,629	1,685	1,598	1,646	1,574	1,601	1,630	1,630	1,468	1,599
21/02/19	1,630	1,687	1,600	1,647	1,574	1,602	1,632	1,631	1,469	1,600
22/02/19	1,630	1,686	1,600	1,649	1,574	1,603	1,631	1,632	1,470	1,601
23/02/19	1,632	1,689	1,608	1,649	1,574	1,609	1,634	1,635	1,473	1,604
24/02/19	1,638	1,687	1,615	1,651	1,574	1,614	1,635	1,638	1,477	1,607
25/02/19	1,641	1,688	1,617	1,656	1,399	1,614	1,635	1,640	1,479	1,609
26/02/19	1,644	1,688	1,617	1,657	1,574	1,616	1,638	1,642	1,481	1,611
27/02/19	1,649	1,688	1,617	1,658	1,574	1,617	1,642	1,645	1,483	1,613
28/02/19	1,650	1,689	1,617	1,659	1,574	1,618	1,643	1,646	1,485	1,614
01/03/19	1,655	1,696	1,621	1,673	1,409	1,614	1,649	1,652	1,491	1,620
02/03/19	1,655	1,698	1,620	1,674	1,409	1,614	1,650	1,652	1,492	1,619
03/03/19	1,655	1,699	1,621	1,673	1,579	1,613	1,649	1,652	1,492	1,618

QUOTAZIONI E PREZZI GIORNALIERI – 01.01.2019 – 31.08.2019

Data	AGIP ENI	API IP	ESSO	Q8	EX SHELL	TAMOIL	EX TOTALERG	MEDIA MARCHI	NO-LOGO	MEDIA RETE
04/03/19	1,656	1,700	1,622	1,674	1,579	1,614	1,650	1,653	1,492	1,619
05/03/19	1,657	1,701	1,623	1,670	1,584	1,613	1,651	1,653	1,496	1,622
06/03/19	1,661	1,702	1,624	1,669	1,584	1,612	1,653	1,655	1,497	1,625
07/03/19	1,662	1,705	1,623	1,675	1,584	1,614	1,658	1,657	1,497	1,627
08/03/19	1,662	1,708	1,625	1,677	1,584	1,616	1,659	1,659	1,499	1,629
09/03/19	1,663	1,710	1,627	1,678	1,597	1,615	1,660	1,660	1,499	1,630
10/03/19	1,663	1,709	1,629	1,680	1,597	1,616	1,661	1,660	1,498	1,630
11/03/19	1,663	1,709	1,629	1,681	1,597	1,614	1,662	1,660	1,499	1,630
12/03/19	1,663	1,711	1,631	1,681	1,597	1,610	1,663	1,661	1,499	1,630
13/03/19	1,663	1,712	1,629	1,680	1,597	1,610	1,664	1,660	1,500	1,628
14/03/19	1,664	1,708	1,631	1,677	1,597	1,610	1,667	1,660	1,501	1,627
15/03/19	1,664	1,705	1,632	1,675	1,597	1,609	1,666	1,659	1,501	1,628
16/03/19	1,665	1,706	1,628	1,675	1,419	1,608	1,664	1,659	1,501	1,627
17/03/19	1,665	1,706	1,627	1,671	1,419	1,608	1,665	1,658	1,501	1,627
18/03/19	1,664	1,707	1,627	1,671	1,419	1,608	1,664	1,658	1,501	1,627
19/03/19	1,665	1,708	1,629	1,676	1,425	1,607	1,664	1,659	1,502	1,629
20/03/19	1,665	1,707	1,632	1,678	1,425	1,606	1,664	1,660	1,501	1,629
21/03/19	1,665	1,706	1,631	1,680	1,425	1,607	1,662	1,659	1,502	1,629
22/03/19	1,665	1,710	1,632	1,682	1,425	1,609	1,666	1,661	1,501	1,630
23/03/19	1,665	1,710	1,636	1,684	1,425	1,609	1,667	1,662	1,502	1,632
24/03/19	1,665	1,709	1,635	1,682	1,425	1,610	1,667	1,662	1,501	1,631
25/03/19	1,665	1,709	1,635	1,682	1,425	1,609	1,668	1,662	1,502	1,631
26/03/19	1,664	1,709	1,634	1,682	1,439	1,609	1,666	1,661	1,503	1,631
27/03/19	1,665	1,709	1,633	1,677	1,439	1,608	1,666	1,661	1,504	1,631
28/03/19	1,664	1,708	1,635	1,679	1,439	1,607	1,667	1,661	1,504	1,631
29/03/19	1,665	1,709	1,635	1,681	1,439	1,608	1,668	1,661	1,503	1,631
30/03/19	1,665	1,709	1,635	1,679	1,439	1,608	1,669	1,661	1,502	1,631
31/03/19	1,664	1,711	1,637	1,678	1,439	1,609	1,669	1,662	1,502	1,631
01/04/19	1,665	1,711	1,636	1,678	1,439	1,608	1,670	1,662	1,503	1,632
02/04/19	1,665	1,711	1,637	1,680	1,439	1,610	1,670	1,663	1,502	1,632
03/04/19	1,664	1,712	1,636	1,681	1,439	1,611	1,669	1,663	1,504	1,632
04/04/19	1,665	1,711	1,636	1,681	1,439	1,610	1,668	1,662	1,504	1,632
05/04/19	1,665	1,711	1,636	1,681	1,439	1,610	1,668	1,662	1,504	1,632

QUOTAZIONI E PREZZI GIORNALIERI – 01.01.2019 – 31.08.2019

Data	AGIP ENI	API IP	ESSO	Q8	EX SHELL	TAMOIL	EX TOTALERG	MEDIA MARCHI	NO-LOGO	MEDIA RETE
06/04/19	1,665	1,711	1,636	1,681	1,439	1,610	1,668	1,662	1,504	1,632
07/04/19	1,665	1,710	1,635	1,683	1,439	1,609	1,668	1,662	1,504	1,632
08/04/19	1,665	1,711	1,635	1,684	1,439	1,608	1,668	1,663	1,505	1,632
09/04/19	1,667	1,714	1,637	1,685	1,439	1,609	1,669	1,664	1,504	1,633
10/04/19	1,671	1,715	1,640	1,685	1,439	1,613	1,670	1,667	1,506	1,636
11/04/19	1,672	1,713	1,641	1,685	1,449	1,614	1,671	1,667	1,506	1,636
12/04/19	1,673	1,715	1,643	1,685	1,449	1,614	1,671	1,668	1,506	1,637
13/04/19	1,673	1,718	1,644	1,687	1,449	1,617	1,675	1,670	1,508	1,639
14/04/19	1,673	1,719	1,646	1,687	1,449	1,617	1,676	1,671	1,510	1,639
15/04/19	1,673	1,720	1,645	1,688	1,449	1,618	1,676	1,671	1,511	1,640
16/04/19	1,673	1,721	1,646	1,686	1,449	1,620	1,677	1,671	1,513	1,641
17/04/19	1,673	1,721	1,646	1,688	1,449	1,620	1,677	1,672	1,513	1,639
18/04/19	1,675	1,720	1,646	1,689	1,449	1,625	1,675	1,672	1,514	1,640
19/04/19	1,680	1,720	1,647	1,690	1,449	1,626	1,678	1,674	1,514	1,643
20/04/19	1,682	1,720	1,650	1,690	1,449	1,626	1,679	1,675	1,516	1,644
21/04/19	1,682	1,720	1,649	1,690	1,449	1,627	1,678	1,675	1,515	1,644
22/04/19	1,682	1,720	1,649	1,692	1,449	1,626	1,679	1,675	1,516	1,644
23/04/19	1,684	1,723	1,650	1,691	1,449	1,628	1,681	1,677	1,517	1,647
24/04/19	1,686	1,725	1,650	1,698	1,449	1,628	1,686	1,680	1,520	1,650
25/04/19	1,690	1,731	1,652	1,697	1,449	1,631	1,688	1,683	1,520	1,652
26/04/19	1,691	1,734	1,654	1,700	1,449	1,632	1,689	1,685	1,521	1,654
27/04/19	1,692	1,732	1,657	1,700	1,449	1,633	1,688	1,685	1,524	1,655
28/04/19	1,692	1,732	1,660	1,700	1,449	1,633	1,685	1,685	1,523	1,654
29/04/19	1,692	1,731	1,661	1,700	1,449	1,633	1,686	1,685	1,524	1,654
30/04/19	1,692	1,731	1,660	1,700	1,449	1,635	1,686	1,686	1,524	1,654
01/05/19	1,691	1,731	1,661	1,700	1,449	1,635	1,686	1,686	1,524	1,654
02/05/19	1,692	1,723	1,661	1,700		1,635	1,685	1,683	1,526	1,651
03/05/19	1,689	1,726	1,659	1,698	1,449	1,635	1,686	1,683	1,526	1,651
04/05/19	1,687	1,730	1,660	1,704	1,449	1,634	1,687	1,684	1,527	1,652
05/05/19	1,686	1,732	1,660	1,704	1,449	1,633	1,688	1,684	1,527	1,653
06/05/19	1,687	1,732	1,659	1,703	1,449	1,632	1,689	1,684	1,528	1,654
07/05/19	1,687	1,732	1,659	1,701	1,449	1,635	1,691	1,685	1,529	1,655
08/05/19	1,686	1,733	1,658	1,701	1,449	1,636	1,689	1,685	1,528	1,655

QUOTAZIONI E PREZZI GIORNALIERI – 01.01.2019 – 31.08.2019

Data	AGIP ENI	API IP	ESSO	Q8	EX SHELL	TAMOIL	EX TOTALERG	MEDIA MARCHI	NO-LOGO	MEDIA RETE
09/05/19	1,686	1,731	1,657	1,703	1,449	1,635	1,689	1,684	1,529	1,654
10/05/19	1,686	1,729	1,658	1,702	1,449	1,634	1,687	1,683	1,528	1,653
11/05/19	1,687	1,728	1,660	1,700	1,449	1,635	1,687	1,684	1,527	1,653
12/05/19	1,687	1,728	1,660	1,700	1,449	1,634	1,686	1,683	1,526	1,653
13/05/19	1,687	1,730	1,659	1,700	1,449	1,634	1,687	1,684	1,527	1,653
14/05/19	1,686	1,730	1,660	1,699	1,449	1,632	1,685	1,683	1,527	1,653
15/05/19	1,687	1,731	1,658	1,701	1,449	1,631	1,687	1,683	1,527	1,652
16/05/19	1,687	1,732	1,658	1,700	1,449	1,630	1,685	1,683	1,528	1,652
17/05/19	1,689	1,729	1,658	1,701	1,449	1,631	1,686	1,684	1,527	1,653
18/05/19	1,692	1,732	1,661	1,702	1,449	1,635	1,683	1,686	1,527	1,656
19/05/19	1,692	1,735	1,662	1,701	1,449	1,636	1,684	1,687	1,528	1,657
20/05/19	1,693	1,735	1,663	1,702	1,449	1,636	1,684	1,687	1,529	1,657
21/05/19	1,693	1,732	1,663	1,701	1,449	1,639	1,685	1,687	1,531	1,658
22/05/19	1,694	1,735	1,666	1,703	1,449	1,640	1,685	1,689	1,533	1,660
23/05/19	1,695	1,734	1,665	1,704	1,459	1,641	1,685	1,689	1,533	1,660
24/05/19	1,695	1,734	1,665	1,703	1,459	1,640	1,685	1,689	1,534	1,659
25/05/19	1,694	1,732	1,665	1,702	1,459	1,637	1,687	1,688	1,535	1,657
26/05/19	1,693	1,729	1,667	1,701	1,459	1,637	1,685	1,687	1,535	1,656
27/05/19	1,693	1,729	1,667	1,700	1,459	1,636	1,685	1,687	1,535	1,656
28/05/19	1,691	1,730	1,665	1,702	1,459	1,635	1,683	1,686	1,534	1,656
29/05/19	1,689	1,729	1,663	1,701	1,459	1,635	1,684	1,685	1,532	1,655
30/05/19	1,688	1,729	1,662	1,699	1,459	1,634	1,685	1,684	1,532	1,655
31/05/19	1,687	1,729	1,662	1,703	1,459	1,633	1,685	1,684	1,531	1,655
01/06/19	1,687	1,726	1,661	1,700	1,459	1,631	1,684	1,683	1,529	1,653
02/06/19	1,685	1,726	1,660	1,698	1,439	1,629	1,684	1,681	1,526	1,651
03/06/19	1,685	1,726	1,659	1,698	1,439	1,629	1,684	1,681	1,527	1,651
04/06/19	1,681	1,724	1,657	1,696	1,439	1,627	1,684	1,679	1,525	1,649
05/06/19	1,678	1,724	1,655	1,695	1,439	1,627	1,682	1,678	1,522	1,648
06/06/19	1,674	1,722	1,651	1,691	1,439	1,622	1,678	1,674	1,519	1,644
07/06/19	1,670	1,722	1,648	1,687	1,439	1,621	1,672	1,671	1,515	1,640
08/06/19	1,667	1,718	1,645	1,686	1,439	1,618	1,668	1,668	1,514	1,637
09/06/19	1,665	1,718	1,644	1,686	1,439	1,617	1,666	1,666	1,511	1,636
10/06/19	1,665	1,717	1,643	1,687	1,439	1,618	1,666	1,666	1,511	1,636

QUOTAZIONI E PREZZI GIORNALIERI – 01.01.2019 – 31.08.2019

Data	AGIP ENI	API IP	ESSO	Q8	EX SHELL	TAMOIL	EX TOTALERG	MEDIA MARCHI	NO-LOGO	MEDIA RETE
11/06/19	1,662	1,713	1,642	1,680	1,439	1,614	1,664	1,663	1,509	1,632
12/06/19	1,660	1,709	1,640	1,682	1,439	1,614	1,661	1,661	1,507	1,631
13/06/19	1,660	1,707	1,638	1,681	1,439	1,613	1,661	1,661	1,506	1,630
14/06/19	1,660	1,705	1,637	1,677	1,439	1,610	1,659	1,659	1,505	1,628
15/06/19	1,659	1,702	1,634	1,673	1,439	1,611	1,660	1,657	1,504	1,627
16/06/19	1,658	1,703	1,632	1,673	1,439	1,612	1,658	1,657	1,503	1,626
17/06/19	1,659	1,703	1,632	1,673	1,439	1,612	1,658	1,657	1,503	1,626
18/06/19	1,659	1,703	1,631	1,671	1,439	1,610	1,657	1,656	1,501	1,625
19/06/19	1,658	1,701	1,629	1,668	1,439	1,609	1,656	1,654	1,499	1,624
20/06/19	1,658	1,701	1,628	1,668	1,439	1,609	1,656	1,654	1,499	1,623
21/06/19	1,657	1,698	1,625	1,668	1,439	1,609	1,654	1,652	1,497	1,621
22/06/19	1,657	1,698	1,625	1,670	1,439	1,605	1,652	1,652	1,497	1,621
23/06/19	1,657	1,697	1,627	1,668	1,439	1,605	1,651	1,652	1,497	1,620
24/06/19	1,658	1,700	1,626	1,668	1,439	1,605	1,653	1,653	1,497	1,621
25/06/19	1,658	1,700	1,626	1,665	1,439	1,605	1,656	1,652	1,495	1,620
26/06/19	1,657	1,703	1,624	1,665	1,439	1,604	1,656	1,652	1,494	1,619
27/06/19	1,657	1,703	1,624	1,668	1,439	1,604	1,657	1,653	1,494	1,620
28/06/19	1,658	1,702	1,625	1,665	1,439	1,604	1,658	1,653	1,493	1,620
29/06/19	1,657	1,700	1,624	1,665	1,439	1,605	1,655	1,651	1,493	1,619
30/06/19	1,657	1,700	1,623	1,664	1,439	1,604	1,655	1,651	1,494	1,619
01/07/19	1,658	1,698	1,623	1,664	1,439	1,605	1,654	1,651	1,495	1,619
02/07/19	1,658	1,702	1,624	1,668	1,439	1,604	1,656	1,653	1,495	1,621
03/07/19	1,657	1,703	1,622	1,672	1,439	1,605	1,657	1,653	1,495	1,622
04/07/19	1,658	1,702	1,622	1,666	1,439	1,606	1,658	1,653	1,496	1,622
05/07/19	1,658	1,703	1,623	1,668	1,439	1,602	1,659	1,654	1,495	1,623
06/07/19	1,658	1,705	1,623	1,667	1,439	1,600	1,660	1,654	1,495	1,623
07/07/19	1,658	1,707	1,623	1,666	1,439	1,600	1,661	1,654	1,494	1,623
08/07/19	1,658	1,706	1,623	1,667	1,439	1,598	1,662	1,654	1,493	1,623
09/07/19	1,658	1,702	1,624	1,667	1,439	1,600	1,656	1,652	1,493	1,621
10/07/19	1,657	1,700	1,624	1,665	1,439	1,599	1,655	1,651	1,492	1,620
11/07/19	1,657	1,703	1,625	1,667	1,439	1,598	1,657	1,653	1,493	1,621
12/07/19	1,659	1,706	1,624	1,668	1,439	1,601	1,658	1,654	1,494	1,623
13/07/19	1,662	1,709	1,631	1,673	1,439	1,610	1,660	1,659	1,495	1,627

QUOTAZIONI E PREZZI GIORNALIERI – 01.01.2019 – 31.08.2019

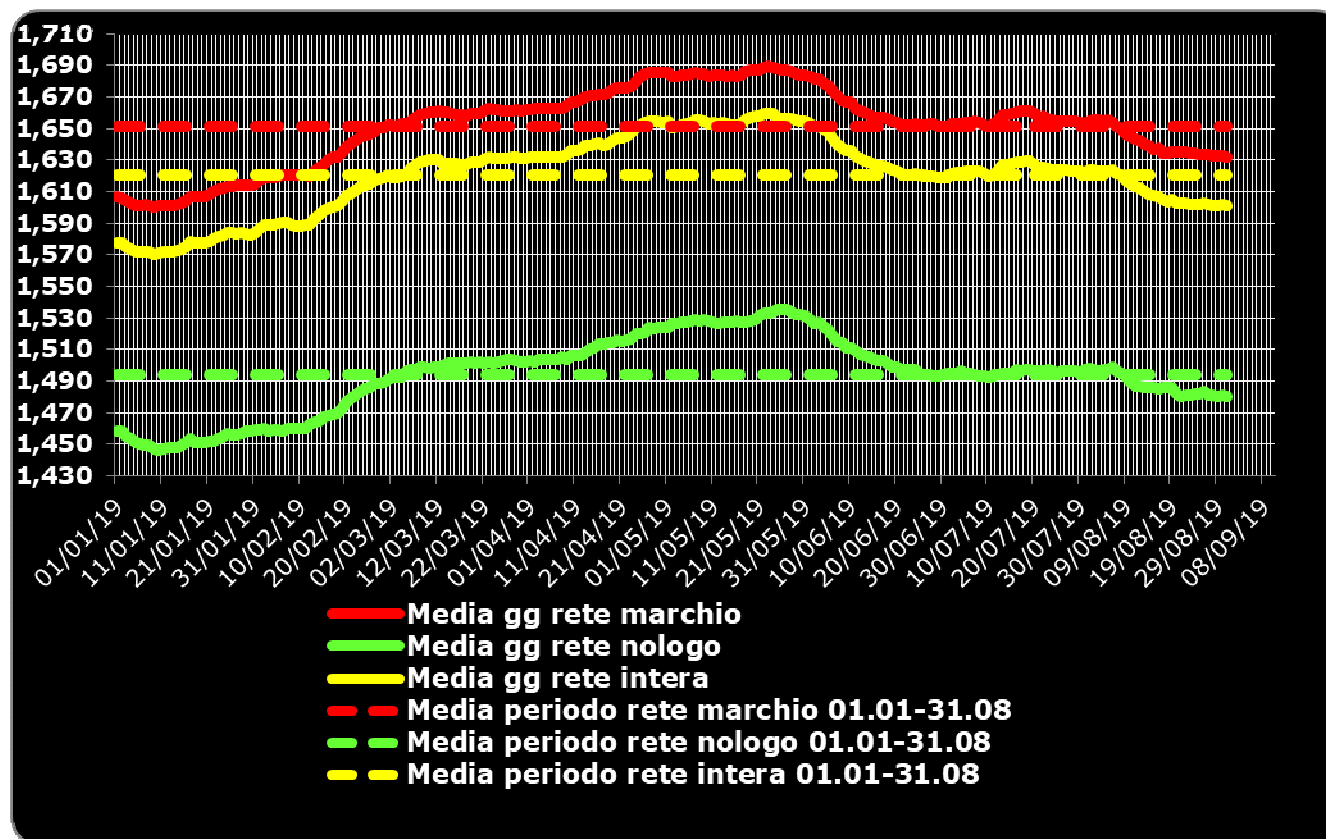
<b>Data</b>	<b>AGIP ENI</b>	<b>API IP</b>	<b>ESSO</b>	<b>Q8</b>	<b>EX SHELL</b>	<b>TAMOIL</b>	<b>EX TOTALERG</b>	<b>MEDIA MARCHI</b>	<b>NO-LOGO</b>	<b>MEDIA RETE</b>
14/07/19	1,663	1,708	1,633	1,672	1,439	1,608	1,660	1,659	1,495	1,627
15/07/19	1,664	1,709	1,632	1,674	1,439	1,608	1,662	1,660	1,495	1,627
16/07/19	1,664	1,709	1,633	1,673	1,439	1,610	1,667	1,661	1,497	1,629
17/07/19	1,665	1,711	1,632	1,673	1,439	1,611	1,663	1,661	1,496	1,629
18/07/19	1,665	1,710	1,632	1,672	1,439	1,611	1,665	1,661	1,497	1,629
19/07/19	1,664	1,710	1,633	1,673	1,439	1,611	1,666	1,661	1,497	1,629
20/07/19	1,662	1,709	1,629	1,669	1,439	1,609	1,665	1,659	1,496	1,627
21/07/19	1,661	1,707	1,629	1,669	1,439	1,607	1,662	1,657	1,496	1,625
22/07/19	1,661	1,707	1,630	1,669	1,439	1,608	1,662	1,658	1,496	1,626
23/07/19	1,659	1,705	1,630	1,667	1,439	1,605	1,659	1,656	1,497	1,625
24/07/19	1,657	1,706	1,629	1,668	1,439	1,607	1,662	1,655	1,496	1,624
25/07/19	1,656	1,704	1,628	1,669	1,439	1,606	1,663	1,655	1,495	1,624
26/07/19	1,656	1,705	1,626	1,668	1,439	1,606	1,663	1,654	1,496	1,624
27/07/19	1,656	1,707	1,628	1,669	1,439	1,606	1,658	1,655	1,496	1,624
28/07/19	1,655	1,708	1,628	1,667	1,439	1,607	1,658	1,654	1,496	1,623
29/07/19	1,655	1,707	1,628	1,668	1,439	1,605	1,659	1,654	1,496	1,623
30/07/19	1,655	1,707	1,625	1,669	1,439	1,606	1,662	1,654	1,495	1,623
31/07/19	1,656	1,703	1,624	1,665	1,439	1,606	1,660	1,653	1,497	1,622
01/08/19	1,657	1,707	1,626	1,667	1,439	1,606	1,661	1,655	1,498	1,624
02/08/19	1,656	1,708	1,628	1,667	1,439	1,605	1,661	1,655	1,497	1,624
03/08/19	1,656	1,705	1,627	1,673	1,439	1,607	1,663	1,655	1,496	1,623
04/08/19	1,656	1,704	1,625	1,673	1,439	1,607	1,662	1,655	1,497	1,623
05/08/19	1,656	1,705	1,625	1,673	1,439	1,607	1,662	1,655	1,497	1,623
06/08/19	1,652	1,707	1,627	1,673	1,439	1,602	1,663	1,654	1,499	1,624
07/08/19	1,648	1,705	1,623	1,673	1,439	1,601	1,661	1,651	1,496	1,622
08/08/19	1,645	1,703	1,621	1,672	1,439	1,600	1,660	1,650	1,495	1,620
09/08/19	1,640	1,701	1,619	1,670	1,439	1,597	1,656	1,646	1,493	1,617
10/08/19	1,637	1,699	1,618	1,669	1,439	1,593	1,655	1,644	1,489	1,614
11/08/19	1,635	1,699	1,616	1,667	1,439	1,593	1,653	1,643	1,487	1,613
12/08/19	1,635	1,697	1,616	1,666	1,439	1,592	1,652	1,643	1,487	1,612
13/08/19	1,632	1,697	1,614	1,661	1,439	1,588	1,650	1,640	1,486	1,610
14/08/19	1,631	1,696	1,614	1,658	1,439	1,587	1,650	1,639	1,486	1,609
15/08/19	1,630	1,693	1,611	1,660	1,439	1,584	1,649	1,637	1,486	1,607

QUOTAZIONI E PREZZI GIORNALIERI – 01.01.2019 – 31.08.2019

Data	AGIP ENI	API IP	ESSO	Q8	EX SHELL	TAMOIL	EX TOTALERG	MEDIA MARCHI	NO-LOGO	MEDIA RETE
16/08/19	1,631	1,693	1,611	1,660	1,439	1,584	1,650	1,637	1,485	1,606
17/08/19	1,632	1,686	1,609	1,658	1,439	1,582	1,651	1,635	1,486	1,605
18/08/19	1,632	1,688	1,610	1,655	1,439	1,582	1,648	1,634	1,486	1,604
19/08/19	1,633	1,688	1,610	1,656	1,439	1,583	1,650	1,635	1,486	1,605
20/08/19	1,632	1,687	1,608	1,660	1,439	1,580	1,651	1,635	1,482	1,602
21/08/19	1,632	1,687	1,608	1,664	1,439	1,580	1,647	1,635	1,480	1,603
22/08/19	1,631	1,686	1,610	1,663	1,439	1,581	1,647	1,635	1,481	1,603
23/08/19	1,630	1,686	1,605	1,663	1,429	1,581	1,645	1,634	1,481	1,602
24/08/19	1,630	1,685	1,604	1,664	1,429	1,581	1,646	1,634	1,482	1,602
25/08/19	1,630	1,686	1,604	1,663	1,429	1,581	1,644	1,634	1,482	1,601
26/08/19	1,630	1,686	1,604	1,664	1,429	1,579	1,643	1,634	1,483	1,602
27/08/19	1,629	1,685	1,603	1,663	1,429	1,581	1,645	1,633	1,481	1,602
28/08/19	1,629	1,682	1,603	1,662	1,429	1,581	1,642	1,632	1,481	1,601
29/08/19	1,629	1,684	1,604	1,659	1,429	1,580	1,641	1,633	1,480	1,601
30/08/19	1,629	1,684	1,607	1,655	1,429	1,581	1,642	1,633	1,481	1,602
31/08/19	1,629	1,684	1,604	1,657	1,429	1,583	1,642	1,632	1,480	1,601
<b>MEDIA</b>	<b>1,652</b>	<b>1,702</b>	<b>1,624</b>	<b>1,668</b>	<b>1,448</b>	<b>1,607</b>	<b>1,655</b>	<b>1,651</b>	<b>1,494</b>	<b>1,621</b>



## Grafico prezzi gasolio servito media rete di marchio, rete no-logo e rete intera - Euro/litro



## SEZIONE 3 – PREZZI ITALIA: EXTRARETE – BENZINA E GASOLIO – €/LITRO

Data	BENZINA				GASOLIO			
	NORD	CENTRO	SUD	MEDIA ITALIA	NORD	CENTRO	SUD	MEDIA ITALIA
01/01/19	1,307	1,309	1,320	<b>1,312</b>	1,256	1,266	1,274	<b>1,265</b>
02/01/19	1,307	1,309	1,320	<b>1,312</b>	1,256	1,266	1,274	<b>1,265</b>
03/01/19	1,305	1,307	1,321	<b>1,311</b>	1,243	1,257	1,262	<b>1,254</b>
04/01/19	1,328	1,330	1,344	<b>1,334</b>	1,266	1,281	1,286	<b>1,278</b>
05/01/19	1,328	1,330	1,344	<b>1,334</b>	1,266	1,281	1,286	<b>1,278</b>
06/01/19	1,328	1,330	1,344	<b>1,334</b>	1,266	1,281	1,286	<b>1,278</b>
07/01/19	1,328	1,330	1,344	<b>1,334</b>	1,266	1,281	1,286	<b>1,278</b>
08/01/19	1,329	1,333	1,340	<b>1,334</b>	1,277	1,286	1,293	<b>1,285</b>
09/01/19	1,334	1,339	1,345	<b>1,339</b>	1,288	1,298	1,305	<b>1,297</b>
10/01/19	1,331	1,334	1,338	<b>1,334</b>	1,291	1,301	1,305	<b>1,299</b>
11/01/19	1,347	1,349	1,353	<b>1,350</b>	1,304	1,313	1,318	<b>1,311</b>
12/01/19	1,347	1,349	1,353	<b>1,350</b>	1,304	1,313	1,318	<b>1,311</b>
13/01/19	1,347	1,349	1,353	<b>1,350</b>	1,304	1,313	1,318	<b>1,311</b>
14/01/19	1,347	1,349	1,353	<b>1,350</b>	1,304	1,313	1,318	<b>1,311</b>
15/01/19	1,347	1,350	1,358	<b>1,352</b>	1,305	1,316	1,326	<b>1,316</b>
16/01/19	1,344	1,347	1,354	<b>1,349</b>	1,309	1,319	1,329	<b>1,319</b>
17/01/19	1,345	1,349	1,358	<b>1,351</b>	1,302	1,313	1,321	<b>1,312</b>
18/01/19	1,346	1,349	1,358	<b>1,351</b>	1,316	1,328	1,334	<b>1,326</b>
19/01/19	1,346	1,349	1,358	<b>1,351</b>	1,316	1,328	1,334	<b>1,326</b>
20/01/19	1,346	1,349	1,358	<b>1,351</b>	1,316	1,328	1,334	<b>1,326</b>
21/01/19	1,346	1,349	1,358	<b>1,351</b>	1,316	1,328	1,334	<b>1,326</b>
22/01/19	1,358	1,362	1,370	<b>1,363</b>	1,320	1,330	1,337	<b>1,329</b>
23/01/19	1,358	1,361	1,370	<b>1,363</b>	1,321	1,331	1,338	<b>1,330</b>
24/01/19	1,349	1,351	1,357	<b>1,352</b>	1,314	1,325	1,332	<b>1,323</b>
25/01/19	1,345	1,347	1,353	<b>1,349</b>	1,317	1,327	1,334	<b>1,326</b>
26/01/19	1,345	1,347	1,353	<b>1,349</b>	1,317	1,327	1,334	<b>1,326</b>
27/01/19	1,345	1,347	1,353	<b>1,349</b>	1,317	1,327	1,334	<b>1,326</b>
28/01/19	1,345	1,347	1,353	<b>1,349</b>	1,317	1,327	1,334	<b>1,326</b>
29/01/19	1,352	1,354	1,359	<b>1,355</b>	1,316	1,326	1,330	<b>1,324</b>

QUOTAZIONI E PREZZI GIORNALIERI – 01.01.2019 – 31.08.2019

Data	BENZINA				GASOLIO			
	NORD	CENTRO	SUD	MEDIA ITALIA	NORD	CENTRO	SUD	MEDIA ITALIA
30/01/19	1,333	1,335	1,341	<b>1,337</b>	1,301	1,310	1,315	<b>1,309</b>
31/01/19	1,343	1,348	1,354	<b>1,348</b>	1,315	1,326	1,332	<b>1,324</b>
01/02/19	1,351	1,357	1,363	<b>1,357</b>	1,321	1,332	1,338	<b>1,330</b>
02/02/19	1,351	1,357	1,363	<b>1,357</b>	1,321	1,332	1,338	<b>1,330</b>
03/02/19	1,351	1,357	1,363	<b>1,357</b>	1,321	1,332	1,338	<b>1,330</b>
04/02/19	1,351	1,357	1,363	<b>1,357</b>	1,321	1,332	1,338	<b>1,330</b>
05/02/19	1,349	1,352	1,360	<b>1,354</b>	1,320	1,329	1,335	<b>1,328</b>
06/02/19	1,354	1,357	1,365	<b>1,359</b>	1,326	1,335	1,341	<b>1,334</b>
07/02/19	1,353	1,357	1,362	<b>1,357</b>	1,325	1,335	1,342	<b>1,334</b>
08/02/19	1,359	1,363	1,368	<b>1,364</b>	1,330	1,340	1,347	<b>1,339</b>
09/02/19	1,359	1,363	1,368	<b>1,364</b>	1,330	1,340	1,347	<b>1,339</b>
10/02/19	1,359	1,363	1,368	<b>1,364</b>	1,330	1,340	1,347	<b>1,339</b>
11/02/19	1,359	1,363	1,368	<b>1,364</b>	1,330	1,340	1,347	<b>1,339</b>
12/02/19	1,359	1,365	1,369	<b>1,364</b>	1,333	1,343	1,346	<b>1,341</b>
13/02/19	1,362	1,367	1,371	<b>1,367</b>	1,330	1,338	1,341	<b>1,337</b>
14/02/19	1,368	1,374	1,379	<b>1,374</b>	1,335	1,344	1,351	<b>1,343</b>
15/02/19	1,374	1,380	1,385	<b>1,379</b>	1,346	1,355	1,362	<b>1,354</b>
16/02/19	1,374	1,380	1,385	<b>1,379</b>	1,346	1,355	1,362	<b>1,354</b>
17/02/19	1,374	1,380	1,385	<b>1,379</b>	1,346	1,355	1,362	<b>1,354</b>
18/02/19	1,374	1,380	1,385	<b>1,379</b>	1,346	1,355	1,362	<b>1,354</b>
19/02/19	1,393	1,398	1,404	<b>1,398</b>	1,363	1,373	1,380	<b>1,372</b>
20/02/19	1,394	1,400	1,405	<b>1,400</b>	1,362	1,371	1,379	<b>1,371</b>
21/02/19	1,391	1,399	1,407	<b>1,399</b>	1,358	1,367	1,376	<b>1,367</b>
22/02/19	1,400	1,408	1,415	<b>1,408</b>	1,361	1,371	1,379	<b>1,370</b>
23/02/19	1,400	1,408	1,415	<b>1,408</b>	1,361	1,371	1,379	<b>1,370</b>
24/02/19	1,400	1,408	1,415	<b>1,408</b>	1,361	1,371	1,379	<b>1,370</b>
25/02/19	1,400	1,408	1,415	<b>1,408</b>	1,361	1,371	1,379	<b>1,370</b>
26/02/19	1,411	1,415	1,420	<b>1,415</b>	1,365	1,374	1,380	<b>1,373</b>
27/02/19	1,392	1,396	1,402	<b>1,396</b>	1,351	1,360	1,365	<b>1,358</b>
28/02/19	1,396	1,401	1,409	<b>1,402</b>	1,358	1,368	1,376	<b>1,367</b>
01/03/19	1,403	1,408	1,416	<b>1,409</b>	1,365	1,374	1,382	<b>1,374</b>
02/03/19	1,403	1,408	1,416	<b>1,409</b>	1,365	1,374	1,382	<b>1,374</b>

QUOTAZIONI E PREZZI GIORNALIERI – 01.01.2019 – 31.08.2019

Data	BENZINA				GASOLIO			
	NORD	CENTRO	SUD	MEDIA ITALIA	NORD	CENTRO	SUD	MEDIA ITALIA
03/03/19	1,403	1,408	1,416	<b>1,409</b>	1,365	1,374	1,382	<b>1,374</b>
04/03/19	1,403	1,408	1,416	<b>1,409</b>	1,365	1,374	1,382	<b>1,374</b>
05/03/19	1,403	1,410	1,415	<b>1,410</b>	1,359	1,369	1,374	<b>1,367</b>
06/03/19	1,413	1,421	1,426	<b>1,420</b>	1,366	1,376	1,382	<b>1,375</b>
07/03/19	1,415	1,423	1,425	<b>1,421</b>	1,362	1,373	1,379	<b>1,371</b>
08/03/19	1,415	1,424	1,426	<b>1,422</b>	1,363	1,374	1,380	<b>1,372</b>
09/03/19	1,415	1,424	1,426	<b>1,422</b>	1,363	1,374	1,380	<b>1,372</b>
10/03/19	1,415	1,424	1,426	<b>1,422</b>	1,363	1,374	1,380	<b>1,372</b>
11/03/19	1,415	1,424	1,426	<b>1,422</b>	1,363	1,374	1,380	<b>1,372</b>
12/03/19	1,413	1,422	1,428	<b>1,421</b>	1,354	1,365	1,371	<b>1,363</b>
13/03/19	1,432	1,440	1,446	<b>1,439</b>	1,359	1,370	1,376	<b>1,368</b>
14/03/19	1,427	1,434	1,440	<b>1,434</b>	1,355	1,364	1,370	<b>1,363</b>
15/03/19	1,432	1,438	1,444	<b>1,438</b>	1,355	1,364	1,371	<b>1,363</b>
16/03/19	1,432	1,438	1,444	<b>1,438</b>	1,355	1,364	1,371	<b>1,363</b>
17/03/19	1,432	1,438	1,444	<b>1,438</b>	1,355	1,364	1,371	<b>1,363</b>
18/03/19	1,432	1,438	1,444	<b>1,438</b>	1,355	1,364	1,371	<b>1,363</b>
19/03/19	1,429	1,435	1,441	<b>1,435</b>	1,352	1,360	1,365	<b>1,359</b>
20/03/19	1,435	1,441	1,447	<b>1,441</b>	1,348	1,357	1,362	<b>1,356</b>
21/03/19	1,432	1,440	1,449	<b>1,440</b>	1,351	1,362	1,368	<b>1,360</b>
22/03/19	1,443	1,451	1,460	<b>1,452</b>	1,359	1,371	1,377	<b>1,369</b>
23/03/19	1,443	1,451	1,460	<b>1,452</b>	1,359	1,371	1,377	<b>1,369</b>
24/03/19	1,443	1,451	1,460	<b>1,452</b>	1,359	1,371	1,377	<b>1,369</b>
25/03/19	1,443	1,451	1,460	<b>1,452</b>	1,359	1,371	1,377	<b>1,369</b>
26/03/19	1,448	1,455	1,462	<b>1,455</b>	1,344	1,353	1,358	<b>1,352</b>
27/03/19	1,452	1,458	1,466	<b>1,459</b>	1,351	1,361	1,365	<b>1,359</b>
28/03/19	1,457	1,466	1,471	<b>1,465</b>	1,354	1,363	1,368	<b>1,362</b>
29/03/19	1,454	1,463	1,468	<b>1,462</b>	1,355	1,365	1,369	<b>1,363</b>
30/03/19	1,454	1,463	1,468	<b>1,462</b>	1,355	1,365	1,369	<b>1,363</b>
31/03/19	1,454	1,463	1,468	<b>1,462</b>	1,355	1,365	1,369	<b>1,363</b>
01/04/19	1,454	1,463	1,468	<b>1,462</b>	1,355	1,365	1,369	<b>1,363</b>
02/04/19	1,465	1,473	1,478	<b>1,472</b>	1,354	1,363	1,368	<b>1,362</b>
03/04/19	1,469	1,478	1,483	<b>1,477</b>	1,355	1,365	1,369	<b>1,363</b>

QUOTAZIONI E PREZZI GIORNALIERI – 01.01.2019 – 31.08.2019

Data	BENZINA				GASOLIO			
	NORD	CENTRO	SUD	MEDIA ITALIA	NORD	CENTRO	SUD	MEDIA ITALIA
04/04/19	1,474	1,481	1,493	<b>1,483</b>	1,363	1,372	1,383	<b>1,373</b>
05/04/19	1,479	1,486	1,498	<b>1,488</b>	1,372	1,380	1,391	<b>1,381</b>
06/04/19	1,479	1,486	1,498	<b>1,488</b>	1,372	1,380	1,391	<b>1,381</b>
07/04/19	1,479	1,486	1,498	<b>1,488</b>	1,372	1,380	1,391	<b>1,381</b>
08/04/19	1,479	1,486	1,498	<b>1,488</b>	1,372	1,380	1,391	<b>1,381</b>
09/04/19	1,485	1,491	1,498	<b>1,491</b>	1,365	1,375	1,381	<b>1,374</b>
10/04/19	1,490	1,495	1,502	<b>1,496</b>	1,372	1,382	1,388	<b>1,381</b>
11/04/19	1,487	1,495	1,499	<b>1,493</b>	1,367	1,377	1,383	<b>1,376</b>
12/04/19	1,501	1,509	1,514	<b>1,508</b>	1,372	1,382	1,388	<b>1,380</b>
13/04/19	1,501	1,509	1,514	<b>1,508</b>	1,372	1,382	1,388	<b>1,380</b>
14/04/19	1,501	1,509	1,514	<b>1,508</b>	1,372	1,382	1,388	<b>1,380</b>
15/04/19	1,501	1,509	1,514	<b>1,508</b>	1,372	1,382	1,388	<b>1,380</b>
16/04/19	1,495	1,505	1,512	<b>1,504</b>	1,373	1,383	1,388	<b>1,381</b>
17/04/19	1,484	1,493	1,500	<b>1,492</b>	1,370	1,380	1,385	<b>1,379</b>
18/04/19	1,486	1,497	1,503	<b>1,495</b>	1,374	1,385	1,391	<b>1,384</b>
19/04/19	1,493	1,505	1,510	<b>1,503</b>	1,377	1,388	1,394	<b>1,387</b>
20/04/19	1,493	1,505	1,510	<b>1,503</b>	1,377	1,388	1,394	<b>1,387</b>
21/04/19	1,493	1,505	1,510	<b>1,503</b>	1,377	1,388	1,394	<b>1,387</b>
22/04/19	1,493	1,505	1,510	<b>1,503</b>	1,377	1,388	1,394	<b>1,387</b>
23/04/19	1,496	1,500	1,509	<b>1,502</b>	1,379	1,389	1,394	<b>1,387</b>
24/04/19	1,497	1,502	1,511	<b>1,503</b>	1,380	1,390	1,395	<b>1,388</b>
25/04/19	1,497	1,502	1,511	<b>1,503</b>	1,380	1,390	1,395	<b>1,388</b>
26/04/19	1,508	1,513	1,522	<b>1,514</b>	1,388	1,398	1,403	<b>1,396</b>
27/04/19	1,508	1,513	1,522	<b>1,514</b>	1,388	1,398	1,403	<b>1,396</b>
28/04/19	1,508	1,513	1,522	<b>1,514</b>	1,388	1,398	1,403	<b>1,396</b>
29/04/19	1,508	1,513	1,522	<b>1,514</b>	1,388	1,398	1,403	<b>1,396</b>
30/04/19	1,499	1,505	1,509	<b>1,504</b>	1,374	1,385	1,390	<b>1,383</b>
01/05/19	1,499	1,505	1,509	<b>1,504</b>	1,374	1,385	1,390	<b>1,383</b>
02/05/19	1,498	1,506	1,513	<b>1,505</b>	1,380	1,391	1,398	<b>1,390</b>
03/05/19	1,495	1,504	1,510	<b>1,503</b>	1,382	1,393	1,399	<b>1,391</b>
04/05/19	1,495	1,504	1,510	<b>1,503</b>	1,382	1,393	1,399	<b>1,391</b>
05/05/19	1,495	1,504	1,510	<b>1,503</b>	1,382	1,393	1,399	<b>1,391</b>

QUOTAZIONI E PREZZI GIORNALIERI – 01.01.2019 – 31.08.2019

Data	BENZINA				GASOLIO			
	NORD	CENTRO	SUD	MEDIA ITALIA	NORD	CENTRO	SUD	MEDIA ITALIA
06/05/19	1,495	1,504	1,510	<b>1,503</b>	1,382	1,393	1,399	<b>1,391</b>
07/05/19	1,488	1,494	1,502	<b>1,495</b>	1,391	1,401	1,408	<b>1,400</b>
08/05/19	1,485	1,491	1,501	<b>1,492</b>	1,389	1,398	1,406	<b>1,398</b>
09/05/19	1,466	1,473	1,484	<b>1,474</b>	1,378	1,391	1,396	<b>1,388</b>
10/05/19	1,468	1,475	1,485	<b>1,476</b>	1,382	1,394	1,400	<b>1,392</b>
11/05/19	1,468	1,475	1,485	<b>1,476</b>	1,382	1,394	1,400	<b>1,392</b>
12/05/19	1,468	1,475	1,485	<b>1,476</b>	1,382	1,394	1,400	<b>1,392</b>
13/05/19	1,468	1,475	1,485	<b>1,476</b>	1,382	1,394	1,400	<b>1,392</b>
14/05/19	1,473	1,481	1,485	<b>1,480</b>	1,379	1,392	1,396	<b>1,389</b>
15/05/19	1,470	1,479	1,484	<b>1,478</b>	1,381	1,394	1,398	<b>1,391</b>
16/05/19	1,469	1,480	1,486	<b>1,479</b>	1,379	1,393	1,400	<b>1,391</b>
17/05/19	1,481	1,492	1,498	<b>1,490</b>	1,394	1,407	1,414	<b>1,405</b>
18/05/19	1,481	1,492	1,498	<b>1,490</b>	1,394	1,407	1,414	<b>1,405</b>
19/05/19	1,481	1,492	1,498	<b>1,490</b>	1,394	1,407	1,414	<b>1,405</b>
20/05/19	1,481	1,492	1,498	<b>1,490</b>	1,394	1,407	1,414	<b>1,405</b>
21/05/19	1,493	1,502	1,512	<b>1,502</b>	1,398	1,410	1,418	<b>1,408</b>
22/05/19	1,499	1,507	1,518	<b>1,508</b>	1,393	1,407	1,413	<b>1,404</b>
23/05/19	1,496	1,504	1,514	<b>1,505</b>	1,391	1,401	1,407	<b>1,399</b>
24/05/19	1,487	1,495	1,504	<b>1,495</b>	1,379	1,388	1,395	<b>1,387</b>
25/05/19	1,487	1,495	1,504	<b>1,495</b>	1,379	1,388	1,395	<b>1,387</b>
26/05/19	1,487	1,495	1,504	<b>1,495</b>	1,379	1,388	1,395	<b>1,387</b>
27/05/19	1,487	1,495	1,504	<b>1,495</b>	1,379	1,388	1,395	<b>1,387</b>
28/05/19	1,469	1,476	1,480	<b>1,475</b>	1,353	1,366	1,369	<b>1,363</b>
29/05/19	1,468	1,475	1,479	<b>1,474</b>	1,355	1,368	1,371	<b>1,365</b>
30/05/19	1,478	1,484	1,491	<b>1,485</b>	1,365	1,377	1,380	<b>1,374</b>
31/05/19	1,466	1,473	1,480	<b>1,473</b>	1,356	1,368	1,371	<b>1,365</b>
01/06/19	1,466	1,473	1,480	<b>1,473</b>	1,356	1,368	1,371	<b>1,365</b>
02/06/19	1,466	1,473	1,480	<b>1,473</b>	1,356	1,368	1,371	<b>1,365</b>
03/06/19	1,466	1,473	1,480	<b>1,473</b>	1,356	1,368	1,371	<b>1,365</b>
04/06/19	1,433	1,440	1,451	<b>1,441</b>	1,329	1,338	1,346	<b>1,338</b>
05/06/19	1,413	1,419	1,432	<b>1,422</b>	1,312	1,322	1,329	<b>1,321</b>
06/06/19	1,409	1,416	1,427	<b>1,417</b>	1,308	1,318	1,324	<b>1,317</b>

QUOTAZIONI E PREZZI GIORNALIERI – 01.01.2019 – 31.08.2019

Data	BENZINA				GASOLIO			
	NORD	CENTRO	SUD	MEDIA ITALIA	NORD	CENTRO	SUD	MEDIA ITALIA
07/06/19	1,399	1,407	1,417	<b>1,407</b>	1,291	1,301	1,307	<b>1,300</b>
08/06/19	1,399	1,407	1,417	<b>1,407</b>	1,291	1,301	1,307	<b>1,300</b>
09/06/19	1,399	1,407	1,417	<b>1,407</b>	1,291	1,301	1,307	<b>1,300</b>
10/06/19	1,399	1,407	1,417	<b>1,407</b>	1,291	1,301	1,307	<b>1,300</b>
11/06/19	1,411	1,421	1,425	<b>1,419</b>	1,303	1,316	1,321	<b>1,313</b>
12/06/19	1,415	1,423	1,429	<b>1,422</b>	1,304	1,316	1,321	<b>1,314</b>
13/06/19	1,416	1,429	1,430	<b>1,425</b>	1,303	1,316	1,319	<b>1,313</b>
14/06/19	1,408	1,421	1,423	<b>1,417</b>	1,295	1,308	1,311	<b>1,305</b>
15/06/19	1,408	1,421	1,423	<b>1,417</b>	1,295	1,308	1,311	<b>1,305</b>
16/06/19	1,408	1,421	1,423	<b>1,417</b>	1,295	1,308	1,311	<b>1,305</b>
17/06/19	1,408	1,421	1,423	<b>1,417</b>	1,295	1,308	1,311	<b>1,305</b>
18/06/19	1,413	1,421	1,429	<b>1,421</b>	1,307	1,319	1,326	<b>1,317</b>
19/06/19	1,408	1,415	1,424	<b>1,416</b>	1,302	1,315	1,322	<b>1,313</b>
20/06/19	1,412	1,422	1,431	<b>1,422</b>	1,309	1,321	1,330	<b>1,320</b>
21/06/19	1,404	1,415	1,426	<b>1,415</b>	1,307	1,318	1,327	<b>1,317</b>
22/06/19	1,404	1,415	1,426	<b>1,415</b>	1,307	1,318	1,327	<b>1,317</b>
23/06/19	1,404	1,415	1,426	<b>1,415</b>	1,307	1,318	1,327	<b>1,317</b>
24/06/19	1,404	1,415	1,426	<b>1,415</b>	1,307	1,318	1,327	<b>1,317</b>
25/06/19	1,426	1,437	1,444	<b>1,436</b>	1,324	1,337	1,344	<b>1,335</b>
26/06/19	1,416	1,427	1,434	<b>1,425</b>	1,314	1,327	1,334	<b>1,325</b>
27/06/19	1,426	1,437	1,450	<b>1,438</b>	1,324	1,336	1,346	<b>1,335</b>
28/06/19	1,443	1,454	1,469	<b>1,455</b>	1,335	1,346	1,357	<b>1,346</b>
29/06/19	1,443	1,454	1,469	<b>1,455</b>	1,335	1,346	1,357	<b>1,346</b>
30/06/19	1,443	1,454	1,469	<b>1,455</b>	1,335	1,346	1,357	<b>1,346</b>
01/07/19	1,443	1,454	1,469	<b>1,455</b>	1,335	1,346	1,357	<b>1,346</b>
02/07/19	1,444	1,452	1,464	<b>1,453</b>	1,330	1,343	1,349	<b>1,340</b>
03/07/19	1,441	1,451	1,462	<b>1,451</b>	1,327	1,340	1,346	<b>1,338</b>
04/07/19	1,436	1,446	1,454	<b>1,445</b>	1,318	1,329	1,338	<b>1,328</b>
05/07/19	1,444	1,454	1,463	<b>1,454</b>	1,316	1,328	1,336	<b>1,327</b>
06/07/19	1,444	1,454	1,463	<b>1,454</b>	1,316	1,328	1,336	<b>1,327</b>
07/07/19	1,444	1,454	1,463	<b>1,454</b>	1,316	1,328	1,336	<b>1,327</b>
08/07/19	1,444	1,454	1,463	<b>1,454</b>	1,316	1,328	1,336	<b>1,327</b>

QUOTAZIONI E PREZZI GIORNALIERI – 01.01.2019 – 31.08.2019

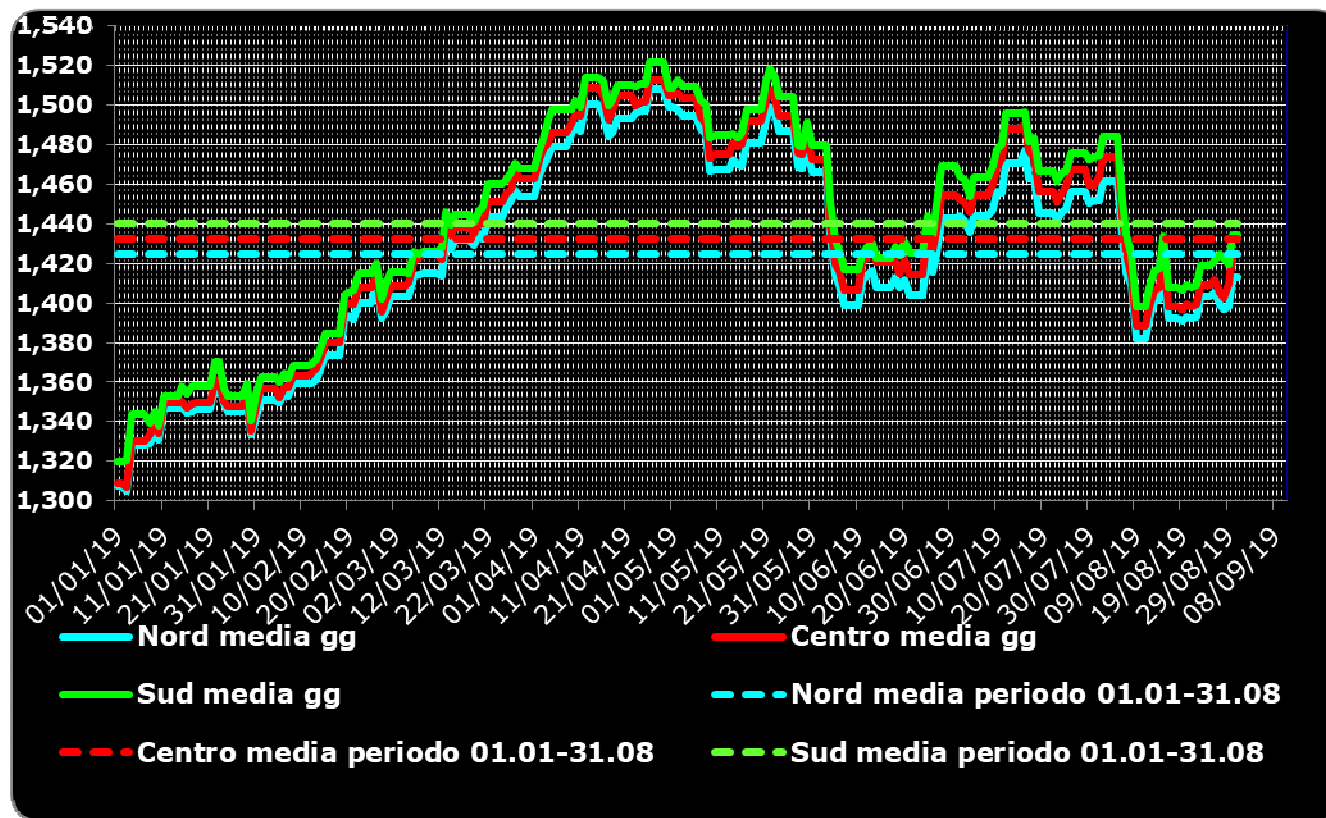
Data	BENZINA				GASOLIO			
	NORD	CENTRO	SUD	MEDIA ITALIA	NORD	CENTRO	SUD	MEDIA ITALIA
09/07/19	1,448	1,460	1,469	<b>1,459</b>	1,321	1,332	1,343	<b>1,332</b>
10/07/19	1,456	1,469	1,478	<b>1,468</b>	1,326	1,337	1,348	<b>1,337</b>
11/07/19	1,455	1,473	1,480	<b>1,470</b>	1,325	1,340	1,347	<b>1,337</b>
12/07/19	1,471	1,488	1,496	<b>1,485</b>	1,342	1,357	1,365	<b>1,354</b>
13/07/19	1,471	1,488	1,496	<b>1,485</b>	1,342	1,357	1,365	<b>1,354</b>
14/07/19	1,471	1,488	1,496	<b>1,485</b>	1,342	1,357	1,365	<b>1,354</b>
15/07/19	1,471	1,488	1,496	<b>1,485</b>	1,342	1,357	1,365	<b>1,354</b>
16/07/19	1,477	1,491	1,496	<b>1,488</b>	1,345	1,360	1,366	<b>1,357</b>
17/07/19	1,463	1,477	1,482	<b>1,474</b>	1,341	1,356	1,362	<b>1,353</b>
18/07/19	1,463	1,474	1,484	<b>1,473</b>	1,341	1,354	1,361	<b>1,352</b>
19/07/19	1,445	1,456	1,466	<b>1,456</b>	1,325	1,338	1,345	<b>1,336</b>
20/07/19	1,445	1,456	1,466	<b>1,456</b>	1,325	1,338	1,345	<b>1,336</b>
21/07/19	1,445	1,456	1,466	<b>1,456</b>	1,325	1,338	1,345	<b>1,336</b>
22/07/19	1,445	1,456	1,466	<b>1,456</b>	1,325	1,338	1,345	<b>1,336</b>
23/07/19	1,442	1,451	1,462	<b>1,452</b>	1,325	1,336	1,342	<b>1,334</b>
24/07/19	1,446	1,455	1,466	<b>1,456</b>	1,332	1,343	1,350	<b>1,342</b>
25/07/19	1,448	1,459	1,466	<b>1,458</b>	1,333	1,346	1,354	<b>1,344</b>
26/07/19	1,457	1,468	1,476	<b>1,467</b>	1,340	1,354	1,362	<b>1,352</b>
27/07/19	1,457	1,468	1,476	<b>1,467</b>	1,340	1,354	1,362	<b>1,352</b>
28/07/19	1,457	1,468	1,476	<b>1,467</b>	1,340	1,354	1,362	<b>1,352</b>
29/07/19	1,457	1,468	1,476	<b>1,467</b>	1,340	1,354	1,362	<b>1,352</b>
30/07/19	1,451	1,460	1,473	<b>1,461</b>	1,332	1,345	1,353	<b>1,343</b>
31/07/19	1,452	1,460	1,474	<b>1,462</b>	1,335	1,349	1,357	<b>1,347</b>
01/08/19	1,452	1,464	1,474	<b>1,463</b>	1,338	1,353	1,360	<b>1,350</b>
02/08/19	1,462	1,474	1,484	<b>1,473</b>	1,347	1,362	1,369	<b>1,359</b>
03/08/19	1,462	1,474	1,484	<b>1,473</b>	1,347	1,362	1,369	<b>1,359</b>
04/08/19	1,462	1,474	1,484	<b>1,473</b>	1,347	1,362	1,369	<b>1,359</b>
05/08/19	1,462	1,474	1,484	<b>1,473</b>	1,347	1,362	1,369	<b>1,359</b>
06/08/19	1,433	1,443	1,452	<b>1,443</b>	1,327	1,340	1,347	<b>1,338</b>
07/08/19	1,415	1,426	1,434	<b>1,425</b>	1,311	1,324	1,332	<b>1,322</b>
08/08/19	1,409	1,414	1,424	<b>1,416</b>	1,308	1,319	1,326	<b>1,318</b>
09/08/19	1,382	1,388	1,398	<b>1,390</b>	1,282	1,293	1,299	<b>1,292</b>

QUOTAZIONI E PREZZI GIORNALIERI – 01.01.2019 – 31.08.2019

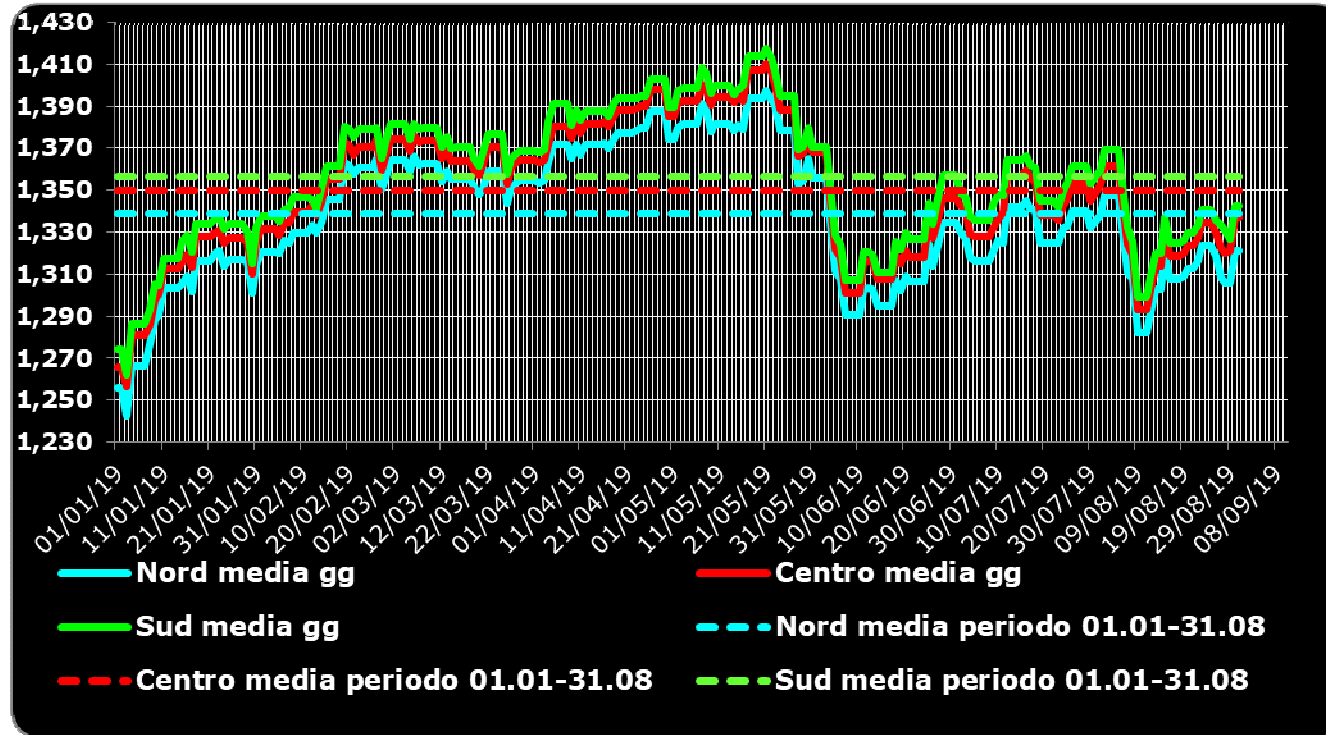
Data	BENZINA				GASOLIO			
	NORD	CENTRO	SUD	MEDIA ITALIA	NORD	CENTRO	SUD	MEDIA ITALIA
10/08/19	1,382	1,388	1,398	<b>1,390</b>	1,282	1,293	1,299	<b>1,292</b>
11/08/19	1,382	1,388	1,398	<b>1,390</b>	1,282	1,293	1,299	<b>1,292</b>
12/08/19	1,382	1,388	1,398	<b>1,390</b>	1,282	1,293	1,299	<b>1,292</b>
13/08/19	1,401	1,407	1,416	<b>1,408</b>	1,303	1,314	1,320	<b>1,312</b>
14/08/19	1,402	1,408	1,418	<b>1,409</b>	1,303	1,314	1,320	<b>1,312</b>
15/08/19	1,418	1,424	1,434	<b>1,425</b>	1,320	1,331	1,337	<b>1,329</b>
16/08/19	1,392	1,398	1,408	<b>1,399</b>	1,308	1,319	1,325	<b>1,317</b>
17/08/19	1,392	1,398	1,408	<b>1,399</b>	1,308	1,319	1,325	<b>1,317</b>
18/08/19	1,392	1,398	1,408	<b>1,399</b>	1,308	1,319	1,325	<b>1,317</b>
19/08/19	1,391	1,397	1,407	<b>1,398</b>	1,309	1,320	1,326	<b>1,318</b>
20/08/19	1,393	1,399	1,409	<b>1,401</b>	1,313	1,324	1,330	<b>1,322</b>
21/08/19	1,392	1,398	1,408	<b>1,399</b>	1,313	1,324	1,330	<b>1,322</b>
22/08/19	1,393	1,399	1,409	<b>1,401</b>	1,316	1,327	1,333	<b>1,326</b>
23/08/19	1,403	1,409	1,419	<b>1,410</b>	1,324	1,335	1,341	<b>1,333</b>
24/08/19	1,403	1,409	1,419	<b>1,410</b>	1,324	1,335	1,341	<b>1,333</b>
25/08/19	1,403	1,409	1,419	<b>1,410</b>	1,324	1,335	1,341	<b>1,333</b>
26/08/19	1,405	1,412	1,421	<b>1,413</b>	1,319	1,330	1,336	<b>1,328</b>
27/08/19	1,399	1,405	1,425	<b>1,410</b>	1,308	1,322	1,333	<b>1,321</b>
28/08/19	1,397	1,402	1,423	<b>1,407</b>	1,306	1,320	1,331	<b>1,319</b>
29/08/19	1,398	1,410	1,419	<b>1,409</b>	1,306	1,321	1,327	<b>1,318</b>
30/08/19	1,413	1,424	1,434	<b>1,424</b>	1,321	1,337	1,343	<b>1,334</b>
31/08/19	1,413	1,424	1,434	<b>1,424</b>	1,321	1,337	1,343	<b>1,334</b>
<b>MEDIA</b>	<b>1,425</b>	<b>1,432</b>	<b>1,440</b>	<b>1,432</b>	<b>1,339</b>	<b>1,350</b>	<b>1,356</b>	<b>1,348</b>



## Grafico prezzi benzina extrarete per aree - Euro/litro



## Grafico prezzi gasolio extrarete per aree - Euro/litro



## FONTI:

U.S. Energy Information Administration  
European Central Bank  
Staffetta Quotidiana  
Quotidiano Energia  
Ministero dello sviluppo economico, DGRME

## ELABORAZIONI:

FIGISC/ANISA Confcommercio

