

FIGISC ANISA NEWSLETTER PREZZI

**N. 006/NP – 5 GENNAIO 2020
FONDAMENTALI INTERNAZIONALI E
PREZZI ITALIA – GIORNALIERI DICEMBRE 2019
01.01.2019-31.12.2019 – BENZINA E GASOLIO
SEZIONI 1 – 2 – 3**

a cura della Segreteria Nazionale

FIGISC/ANISA CONFCOMMERCIO

00153 ROMA

Presidente Nazionale FIGISC:

Presidente Nazionale ANISA:

Segreteria Nazionale:

Segreteria Nazionale FIGISC/ANISA: Telefono: 06 5866351 - Fax 06 58331724

e-mail: figisc@confcommercio.it anisa@confcommercio.it

sito internet: www.figisc.it

Piazza G.G. Belli 2

BRUNO BEARZI

MASSIMO TERZI

PAOLO UNITI

**SEZIONE 1 - FONDAMENTALI DI MERCATO INTERNAZIONALI
GREGGIO BRENT IN DOLLARI ED EURO BARILE – CAMBIO EURO/DOLLARO –
PRODOTTI FINITI CIF MEDITERRANEO DOLLARI TONNELLATA ED EURO
LITRO**

Data	Brent spot dollari barile	Cambio euro/dollaro	Brent spot euro barile	Benzina Cif Med dollari tonnellata	Benzina CIF Med euro litro	Gasolio CIF Med dollari tonnellata	Gasolio CIF Med euro litro
01/01/19	50,57	1,1450	44,17	459,00	0,30266	497,00	0,36678
02/01/19	54,06	1,1397	47,43	485,75	0,32179	521,50	0,38665
03/01/19	53,23	1,1348	46,91	475,50	0,31636	517,75	0,38553
04/01/19	55,64	1,1403	48,79	488,25	0,32327	534,75	0,39627
05/01/19	55,64	1,1403	48,79	488,25	0,32327	534,75	0,39627
06/01/19	55,64	1,1403	48,79	488,25	0,32327	534,75	0,39627
07/01/19	57,10	1,1445	49,89	496,75	0,32769	550,00	0,40607
08/01/19	56,91	1,1440	49,75	492,00	0,32470	551,50	0,40736
09/01/19	59,46	1,1455	51,91	511,75	0,33729	566,50	0,41789
10/01/19	60,47	1,1535	52,42	521,00	0,34101	576,50	0,42232
11/01/19	59,24	1,1533	51,37	518,25	0,33927	575,00	0,42129
12/01/19	59,24	1,1533	51,37	518,25	0,33927	575,00	0,42129
13/01/19	59,24	1,1533	51,37	518,25	0,33927	575,00	0,42129
14/01/19	58,80	1,1467	51,28	511,50	0,33678	575,25	0,42390
15/01/19	58,65	1,1424	51,34	511,00	0,33771	565,50	0,41828
16/01/19	59,81	1,1389	52,52	510,25	0,33826	579,00	0,42959
17/01/19	59,85	1,1396	52,52	509,50	0,33755	575,00	0,42636
18/01/19	62,04	1,1402	54,41	527,25	0,34913	584,75	0,43336
19/01/19	62,04	1,1402	54,41	527,25	0,34913	584,75	0,43336
20/01/19	62,04	1,1402	54,41	527,25	0,34913	584,75	0,43336
21/01/19	62,18	1,1362	54,73	525,25	0,34903	584,00	0,43432
22/01/19	60,90	1,1354	53,64	511,50	0,34013	575,25	0,42812
23/01/19	61,05	1,1367	61,05	507,50	0,33708	579,00	0,43042
24/01/19	61,09	1,1341	61,09	509,00	0,33885	576,75	0,42973

QUOTAZIONI E PREZZI GIORNALIERI – 01.01.2019 – 31.12.2019

Data	Brent spot dollari barile	Cambio euro/dollaro	Brent spot euro barile	Benzina Cif Med dollari tonnellata	Benzina CIF Med euro litro	Gasolio CIF Med dollari tonnellata	Gasolio CIF Med euro litro
25/01/19	61,49	1,1346	54,20	516,25	0,34353	578,25	0,43066
26/01/19	61,49	1,1346	54,20	516,25	0,34353	578,25	0,43066
27/01/19	61,49	1,1346	54,20	516,25	0,34353	578,25	0,43066
28/01/19	59,71	1,1418	52,29	497,25	0,32880	565,00	0,41813
29/01/19	60,98	1,1422	53,39	507,75	0,33563	581,00	0,42982
30/01/19	61,89	1,1429	54,15	518,75	0,34269	587,75	0,43455
31/01/19	62,46	1,1488	54,37	516,75	0,33961	592,75	0,43600
01/02/19	61,86	1,1471	53,93	516,50	0,33995	585,50	0,43130
02/02/19	61,86	1,1471	53,93	516,50	0,33995	585,50	0,43130
03/02/19	61,86	1,1471	53,93	516,50	0,33995	585,50	0,43130
04/02/19	62,26	1,1445	54,40	521,75	0,34419	590,75	0,43616
05/02/19	61,67	1,1423	53,99	521,00	0,34435	589,25	0,43589
06/02/19	62,22	1,1394	54,61	527,50	0,34954	593,25	0,43997
07/02/19	61,01	1,1345	53,78	512,75	0,34123	588,25	0,43814
08/02/19	61,37	1,1346	54,09	525,50	0,34968	594,50	0,44276
09/02/19	61,37	1,1346	54,09	525,50	0,34968	594,50	0,44276
10/02/19	61,37	1,1346	54,09	525,50	0,34968	594,50	0,44276
11/02/19	61,30	1,1309	54,20	527,00	0,35183	587,75	0,43916
12/02/19	62,58	1,1296	55,40	535,50	0,35792	593,50	0,44397
13/02/19	63,27	1,1305	55,97	543,00	0,36264	605,50	0,45259
14/02/19	64,00	1,1268	56,80	543,75	0,36433	605,50	0,45407
15/02/19	65,65	1,1260	58,30	566,25	0,37968	624,50	0,46865
16/02/19	65,65	1,1260	58,30	566,25	0,37968	624,50	0,46865
17/02/19	65,65	1,1260	58,30	566,25	0,37968	624,50	0,46865
18/02/19	66,41	1,1328	58,62	571,25	0,38073	626,75	0,46752
19/02/19	65,86	1,1294	58,31	568,75	0,38021	620,50	0,46425
20/02/19	66,82	1,1342	58,91	581,00	0,38675	626,50	0,46675
21/02/19	66,91	1,1354	58,93	590,75	0,39283	629,75	0,46868
22/02/19	66,91	1,1325	59,08	593,75	0,39583	632,00	0,47156
23/02/19	66,91	1,1325	59,08	593,75	0,39583	632,00	0,47156
24/02/19	66,91	1,1325	59,08	593,75	0,39583	632,00	0,47156

QUOTAZIONI E PREZZI GIORNALIERI – 01.01.2019 – 31.12.2019

Data	Brent spot dollari barile	Cambio euro/dollaro	Brent spot euro barile	Benzina Cif Med dollari tonnellata	Benzina CIF Med euro litro	Gasolio CIF Med dollari tonnellata	Gasolio CIF Med euro litro
25/02/19	64,02	1,1355	56,38	572,50	0,38066	617,00	0,45915
26/02/19	64,51	1,1361	56,78	577,00	0,38345	625,25	0,46504
27/02/19	65,55	1,1386	57,57	586,50	0,38891	633,75	0,47033
28/02/19	65,03	1,1416	56,96	586,00	0,38755	634,75	0,46984
01/03/19	63,71	1,1383	55,97	582,25	0,38619	624,25	0,46340
02/03/19	63,71	1,1383	55,97	582,25	0,38619	624,25	0,46340
03/03/19	63,71	1,1383	55,97	582,25	0,38619	624,25	0,46340
04/03/19	64,44	1,1337	56,84	592,50	0,39458	629,75	0,46938
05/03/19	64,24	1,1329	56,70	596,00	0,39719	626,75	0,46748
06/03/19	64,51	1,1305	57,06	596,00	0,39804	625,75	0,46772
07/03/19	64,82	1,1271	57,51	601,50	0,40292	625,50	0,46894
08/03/19	65,66	1,1222	58,51	587,00	0,39493	610,50	0,45970
09/03/19	65,66	1,1222	58,51	587,00	0,39493	610,50	0,45970
10/03/19	65,66	1,1222	58,51	587,00	0,39493	610,50	0,45970
11/03/19	65,06	1,1244	57,86	610,75	0,41010	617,25	0,46387
12/03/19	65,33	1,1275	57,94	609,50	0,40814	614,50	0,46053
13/03/19	65,89	1,1303	58,29	616,50	0,41180	616,00	0,46051
14/03/19	66,18	1,1295	58,59	621,75	0,41560	616,50	0,46122
15/03/19	66,11	1,1308	58,46	613,25	0,40945	612,00	0,45732
16/03/19	66,11	1,1308	58,46	613,25	0,40945	612,00	0,45732
17/03/19	66,11	1,1308	58,46	613,25	0,40945	612,00	0,45732
18/03/19	66,65	1,1349	58,73	622,50	0,41412	610,75	0,45474
19/03/19	67,13	1,1358	59,10	622,00	0,41346	615,75	0,45810
20/03/19	68,35	1,1354	60,20	635,50	0,42258	624,75	0,46496
21/03/19	68,30	1,1387	59,98	642,50	0,42600	616,00	0,45712
22/03/19	66,29	1,1302	58,65	638,50	0,42653	603,00	0,45084
23/03/19	66,29	1,1302	58,65	638,50	0,42653	603,00	0,45084
24/03/19	66,29	1,1302	58,65	638,50	0,42653	603,00	0,45084
25/03/19	67,37	1,1291	59,49	644,25	0,42950	612,50	0,45701
26/03/19	67,51	1,1261	59,79	652,25	0,43614	615,50	0,46063
27/03/19	67,35	1,1218	59,81	646,50	0,43345	615,25	0,46167

QUOTAZIONI E PREZZI GIORNALIERI – 01.01.2019 – 31.12.2019

Data	Brent spot dollari barile	Cambio euro/dollaro	Brent spot euro barile	Benzina Cif Med dollari tonnellata	Benzina CIF Med euro litro	Gasolio CIF Med dollari tonnellata	Gasolio CIF Med euro litro
28/03/19	66,08	1,1218	58,91	637,25	0,42889	606,50	0,45685
29/03/19	67,93	1,1235	60,46	654,25	0,43966	612,50	0,46067
30/03/19	67,93	1,1235	60,46	654,25	0,43966	612,50	0,46067
31/03/19	67,93	1,1235	60,46	654,25	0,43966	612,50	0,46067
01/04/19	69,08	1,1236	61,48	660,75	0,44399	613,50	0,46138
02/04/19	69,68	1,1200	62,21	664,00	0,44761	621,00	0,46852
03/04/19	69,21	1,1243	61,56	667,25	0,44808	617,75	0,46429
04/04/19	69,80	1,1219	62,22	672,00	0,45223	622,25	0,46867
05/04/19	69,93	1,1233	62,25	676,00	0,45436	624,00	0,46940
06/04/19	69,93	1,1233	62,25	676,00	0,45436	624,00	0,46940
07/04/19	69,93	1,1233	62,25	676,00	0,45436	624,00	0,46940
08/04/19	71,12	1,1246	63,24	682,50	0,45820	632,25	0,47506
09/04/19	71,02	1,1277	62,98	682,25	0,45677	629,50	0,47169
10/04/19	71,63	1,1279	63,51	699,50	0,46824	634,75	0,47554
11/04/19	71,30	1,1264	63,30	700,50	0,46953	638,00	0,47861
12/04/19	71,57	1,1321	63,22	702,75	0,46867	638,75	0,47676
13/04/19	71,57	1,1321	63,22	702,75	0,46867	638,75	0,47676
14/04/19	71,57	1,1321	63,22	702,75	0,46867	638,75	0,47676
15/04/19	70,90	1,1313	62,67	687,75	0,45899	635,50	0,47467
16/04/19	70,74	1,1305	62,57	685,50	0,45781	640,00	0,47837
17/04/19	71,14	1,1301	62,95	694,25	0,46382	643,25	0,48097
18/04/19	70,71	1,1250	62,85	693,25	0,46525	643,25	0,48315
19/04/19	70,71	1,1250	62,85	693,25	0,46525	643,25	0,48315
20/04/19	70,71	1,1250	62,85	693,25	0,46525	643,25	0,48315
21/04/19	70,71	1,1250	62,85	693,25	0,46525	643,25	0,48315
22/04/19	70,71	1,1250	62,85	693,25	0,46525	643,25	0,48315
23/04/19	74,39	1,1245	66,15	709,75	0,47653	653,50	0,49107
24/04/19	73,59	1,1209	65,65	703,75	0,47402	650,00	0,49001
25/04/19	74,94	1,1123	67,37	709,75	0,48176	652,50	0,49570
26/04/19	71,03	1,1133	63,80	689,25	0,46742	629,25	0,47760
27/04/19	71,03	1,1133	63,80	689,25	0,46742	629,25	0,47760

QUOTAZIONI E PREZZI GIORNALIERI – 01.01.2019 – 31.12.2019

Data	Brent spot dollari barile	Cambio euro/dollaro	Brent spot euro barile	Benzina Cif Med dollari tonnellata	Benzina CIF Med euro litro	Gasolio CIF Med dollari tonnellata	Gasolio CIF Med euro litro
28/04/19	71,03	1,1133	63,80	689,25	0,46742	629,25	0,47760
29/04/19	71,22	1,1150	63,87	685,75	0,46434	636,00	0,48199
30/04/19	72,19	1,1218	64,35	695,00	0,46775	644,50	0,48547
01/05/19	72,01	1,1218	64,19	691,75	0,46557	646,00	0,48660
02/05/19	70,56	1,1212	62,93	674,75	0,45437	642,50	0,48422
03/05/19	71,95	1,1155	64,50	680,75	0,46075	652,50	0,49427
04/05/19	71,95	1,1155	64,50	680,75	0,46075	652,50	0,49427
05/05/19	71,95	1,1155	64,50	680,75	0,46075	652,50	0,49427
06/05/19	71,95	1,1199	64,25	680,75	0,45894	652,50	0,49233
07/05/19	70,98	1,1185	63,46	653,25	0,44095	638,50	0,48237
08/05/19	71,09	1,1202	63,46	656,25	0,44230	643,75	0,48560
09/05/19	70,61	1,1193	63,08	655,00	0,44182	636,75	0,48071
10/05/19	71,63	1,1230	63,78	665,75	0,44759	642,50	0,48345
11/05/19	71,63	1,1230	63,78	665,75	0,44759	642,50	0,48345
12/05/19	71,63	1,1230	63,78	665,75	0,44759	642,50	0,48345
13/05/19	72,35	1,1245	64,34	664,00	0,44582	646,00	0,48543
14/05/19	72,53	1,1226	64,61	662,50	0,44556	643,25	0,48419
15/05/19	73,09	1,1183	65,36	674,25	0,45521	656,50	0,49606
16/05/19	74,70	1,1203	66,68	691,25	0,46585	670,75	0,50592
17/05/19	73,94	1,1172	66,18	690,75	0,46681	662,50	0,50109
18/05/19	73,94	1,1172	66,18	690,75	0,46681	662,50	0,50109
19/05/19	73,94	1,1172	66,18	690,75	0,46681	662,50	0,50109
20/05/19	73,21	1,1167	65,56	697,25	0,47141	657,50	0,49753
21/05/19	72,94	1,1161	65,35	693,75	0,46930	651,00	0,49287
22/05/19	71,94	1,1171	64,40	682,50	0,46127	638,50	0,48298
23/05/19	68,37	1,1139	61,38	649,75	0,44040	613,00	0,46502
24/05/19	67,98	1,1187	60,77	655,50	0,44239	610,50	0,46114
25/05/19	67,98	1,1187	60,77	655,50	0,44239	610,50	0,46114
26/05/19	67,98	1,1187	60,77	655,50	0,44239	610,50	0,46114
27/05/19	67,98	1,1198	60,71	655,50	0,44196	610,50	0,46068
28/05/19	70,19	1,1192	62,71	670,00	0,45197	623,50	0,47074

QUOTAZIONI E PREZZI GIORNALIERI – 01.01.2019 – 31.12.2019

Data	Brent spot dollari barile	Cambio euro/dollaro	Brent spot euro barile	Benzina Cif Med dollari tonnellata	Benzina CIF Med euro litro	Gasolio CIF Med dollari tonnellata	Gasolio CIF Med euro litro
29/05/19	70,64	1,1156	63,32	654,00	0,44260	612,00	0,46355
30/05/19	69,55	1,1134	62,47	648,75	0,43992	603,25	0,45783
31/05/19	66,78	1,1151	59,89	612,25	0,41454	583,25	0,44197
01/06/19	66,78	1,1151	59,89	612,25	0,41454	583,25	0,44197
02/06/19	66,78	1,1151	59,89	612,25	0,41454	583,25	0,44197
03/06/19	63,16	1,1185	56,47	590,00	0,39826	567,00	0,42835
04/06/19	63,56	1,1244	56,53	591,00	0,39684	566,25	0,42554
05/06/19	62,14	1,1257	55,20	579,25	0,38850	548,25	0,41154
06/06/19	62,77	1,1266	55,72	580,75	0,38919	547,75	0,41084
07/06/19	64,10	1,1273	56,86	596,00	0,39917	563,25	0,42220
08/06/19	64,10	1,1273	56,86	596,00	0,39917	563,25	0,42220
09/06/19	64,10	1,1273	56,86	596,00	0,39917	563,25	0,42220
10/06/19	64,31	1,1301	56,91	601,75	0,40202	565,00	0,42246
11/06/19	63,56	1,1320	56,15	608,00	0,40551	565,75	0,42231
12/06/19	61,66	1,1323	54,46	597,25	0,39824	556,75	0,41549
13/06/19	63,28	1,1289	56,05	599,00	0,40061	563,00	0,42141
14/06/19	63,13	1,1265	56,04	598,50	0,40113	568,00	0,42606
15/06/19	63,13	1,1265	56,04	598,50	0,40113	568,00	0,42606
16/06/19	63,13	1,1265	56,04	598,50	0,40113	568,00	0,42606
17/06/19	62,56	1,1234	55,69	590,75	0,39702	561,50	0,42235
18/06/19	63,35	1,1187	56,63	594,25	0,40105	566,75	0,42809
19/06/19	62,85	1,1207	56,08	586,00	0,39478	564,25	0,42544
20/06/19	65,44	1,1307	57,88	606,50	0,40498	583,75	0,43625
21/06/19	65,99	1,1316	58,32	622,00	0,41500	592,00	0,44206
22/06/19	65,99	1,1316	58,32	622,00	0,41500	592,00	0,44206
23/06/19	65,99	1,1316	58,32	622,00	0,41500	592,00	0,44206
24/06/19	65,16	1,1394	57,19	614,00	0,40685	585,00	0,43385
25/06/19	66,24	1,1388	58,17	626,00	0,41502	594,50	0,44112
26/06/19	66,85	1,1362	58,84	645,75	0,42910	604,25	0,44939
27/06/19	66,78	1,1370	58,73	643,75	0,42747	600,25	0,44610
28/06/19	67,52	1,1380	59,33	642,25	0,42610	600,25	0,44570

QUOTAZIONI E PREZZI GIORNALIERI – 01.01.2019 – 31.12.2019

Data	Brent spot dollari barile	Cambio euro/dollaro	Brent spot euro barile	Benzina Cif Med dollari tonnellata	Benzina CIF Med euro litro	Gasolio CIF Med dollari tonnellata	Gasolio CIF Med euro litro
29/06/19	67,52	1,1380	59,33	642,25	0,42610	600,25	0,44570
30/06/19	67,52	1,1380	59,33	642,25	0,42610	600,25	0,44570
01/07/19	65,10	1,1349	57,36	637,75	0,42427	595,50	0,44338
02/07/19	62,72	1,1301	55,50	628,75	0,42006	582,75	0,43573
03/07/19	63,53	1,1293	56,26	633,50	0,42353	580,25	0,43417
04/07/19	63,62	1,1288	56,36	641,50	0,42907	581,50	0,43530
05/07/19	64,23	1,1260	57,04	647,75	0,43433	584,00	0,43826
06/07/19	64,23	1,1260	57,04	647,75	0,43433	584,00	0,43826
07/07/19	64,23	1,1260	57,04	647,75	0,43433	584,00	0,43826
08/07/19	64,89	1,1215	57,86	655,50	0,44129	587,50	0,44265
09/07/19	64,30	1,1205	57,39	654,25	0,44084	585,50	0,44154
10/07/19	66,41	1,1220	59,19	673,25	0,45303	604,50	0,45526
11/07/19	67,64	1,1285	59,94	687,00	0,45962	614,75	0,46031
12/07/19	66,65	1,1253	59,23	685,00	0,45959	611,25	0,45899
13/07/19	66,65	1,1253	59,23	685,00	0,45959	611,25	0,45899
14/07/19	66,65	1,1253	59,23	685,00	0,45959	611,25	0,45899
15/07/19	66,86	1,1269	59,33	668,50	0,44788	607,50	0,45553
16/07/19	65,87	1,1223	58,69	665,50	0,44770	606,25	0,45646
17/07/19	63,67	1,1215	56,77	643,75	0,43338	588,50	0,44341
18/07/19	60,70	1,1216	54,12	626,50	0,42173	575,50	0,43357
19/07/19	61,04	1,1226	54,37	631,50	0,42471	584,50	0,43996
20/07/19	61,04	1,1226	54,37	631,50	0,42471	584,50	0,43996
21/07/19	61,04	1,1226	54,37	631,50	0,42471	584,50	0,43996
22/07/19	61,96	1,1215	55,25	636,25	0,42833	592,25	0,44623
23/07/19	62,28	1,1173	55,74	637,00	0,43044	592,00	0,44772
24/07/19	63,83	1,1140	57,30	646,00	0,43782	598,75	0,45417
25/07/19	63,47	1,1115	57,10	646,00	0,43880	594,25	0,45177
26/07/19	62,46	1,1138	56,08	639,50	0,43349	589,75	0,44742
27/07/19	62,46	1,1138	56,08	639,50	0,43349	589,75	0,44742
28/07/19	62,46	1,1138	56,08	639,50	0,43349	589,75	0,44742
29/07/19	62,29	1,1119	56,02	639,50	0,43423	592,50	0,45028

QUOTAZIONI E PREZZI GIORNALIERI – 01.01.2019 – 31.12.2019

Data	Brent spot dollari barile	Cambio euro/dollaro	Brent spot euro barile	Benzina Cif Med dollari tonnellata	Benzina CIF Med euro litro	Gasolio CIF Med dollari tonnellata	Gasolio CIF Med euro litro
30/07/19	62,55	1,1154	56,08	642,00	0,43456	597,25	0,45246
31/07/19	64,07	1,1151	57,46	654,00	0,44280	606,75	0,45978
01/08/19	62,90	1,1037	56,99	626,75	0,42874	592,00	0,45324
02/08/19	61,12	1,1106	55,03	617,75	0,41995	583,75	0,44415
03/08/19	61,12	1,1106	55,03	617,75	0,41995	583,75	0,44415
04/08/19	61,12	1,1106	55,03	617,75	0,41995	583,75	0,44415
05/08/19	59,32	1,1182	53,05	600,25	0,40528	571,00	0,43149
06/08/19	58,63	1,1187	52,41	590,25	0,39835	566,00	0,42752
07/08/19	55,03	1,1202	49,13	559,25	0,37693	538,75	0,40640
08/08/19	56,29	1,1193	50,29	571,00	0,38516	548,50	0,41408
09/08/19	57,37	1,1198	51,23	581,00	0,39173	560,75	0,42314
10/08/19	57,37	1,1198	51,23	581,00	0,39173	560,75	0,42314
11/08/19	57,37	1,1198	51,23	581,00	0,39173	560,75	0,42314
12/08/19	57,13	1,1194	51,04	582,50	0,39288	560,75	0,42329
13/08/19	59,90	1,1222	53,38	603,25	0,40586	581,00	0,43748
14/08/19	57,86	1,1188	51,72	570,50	0,38499	565,50	0,42711
15/08/19	57,37	1,1150	51,45	567,00	0,38393	565,25	0,42837
16/08/19	59,00	1,1076	53,27	566,00	0,38582	564,50	0,43066
17/08/19	59,00	1,1076	53,27	566,00	0,38582	564,50	0,43066
18/08/19	59,00	1,1076	53,27	566,00	0,38582	564,50	0,43066
19/08/19	59,79	1,1103	53,85	566,75	0,38539	566,25	0,43095
20/08/19	59,03	1,1076	53,30	566,25	0,38599	569,00	0,43410
21/08/19	60,60	1,1104	54,57	579,25	0,39385	578,00	0,43985
22/08/19	59,81	1,1083	53,97	581,25	0,39596	571,50	0,43573
23/08/19	58,64	1,1065	53,00	575,75	0,39285	562,25	0,42937
24/08/19	58,64	1,1065	53,00	575,75	0,39285	562,25	0,42937
25/08/19	58,64	1,1065	53,00	575,75	0,39285	562,25	0,42937
26/08/19	58,64	1,1116	52,75	575,75	0,39105	562,25	0,42740
27/08/19	58,44	1,1104	52,63	577,25	0,39249	560,50	0,42653
28/08/19	60,42	1,1083	54,52	594,00	0,40465	576,75	0,43973
29/08/19	60,59	1,1072	54,72	593,50	0,40471	578,50	0,44150

QUOTAZIONI E PREZZI GIORNALIERI – 01.01.2019 – 31.12.2019

Data	Brent spot dollari barile	Cambio euro/dollaro	Brent spot euro barile	Benzina Cif Med dollari tonnellata	Benzina CIF Med euro litro	Gasolio CIF Med dollari tonnellata	Gasolio CIF Med euro litro
30/08/19	61,04	1,1036	55,31	575,75	0,39388	568,25	0,43510
31/08/19	61,04	1,1036	55,31	575,75	0,39388	568,25	0,43510
01/09/19	61,04	1,1036	55,31	575,75	0,39388	568,25	0,43510
02/09/19	58,55	1,0968	53,38	568,75	0,39151	562,00	0,43298
03/09/19	57,93	1,0937	52,97	550,75	0,38019	556,75	0,43015
04/09/19	60,68	1,1018	55,07	570,50	0,39093	580,00	0,44482
05/09/19	62,70	1,1058	56,70	587,75	0,40129	591,50	0,45200
06/09/19	61,28	1,1027	55,57	575,25	0,39386	581,25	0,44541
07/09/19	61,28	1,1027	55,57	575,25	0,39386	581,25	0,44541
08/09/19	61,28	1,1027	55,57	575,25	0,39386	581,25	0,44541
09/09/19	63,99	1,1033	58,00	586,25	0,40118	599,25	0,45896
10/09/19	64,67	1,1040	58,58	596,25	0,40776	608,00	0,46536
11/09/19	63,02	1,1003	57,28	592,25	0,40639	596,25	0,45790
12/09/19	60,76	1,0963	55,42	576,75	0,39720	582,25	0,44878
13/09/19	61,25	1,1096	55,20	585,00	0,39805	583,00	0,44398
14/09/19	61,25	1,1096	55,20	585,00	0,39805	583,00	0,44398
15/09/19	61,25	1,1096	55,20	585,00	0,39805	583,00	0,44398
16/09/19	68,42	1,1031	62,03	648,25	0,44368	642,75	0,49236
17/09/19	65,59	1,1026	59,49	643,00	0,44029	625,25	0,47917
18/09/19	64,29	1,1053	58,17	632,00	0,43170	616,25	0,47112
19/09/19	64,25	1,1067	58,06	636,25	0,43406	620,00	0,47339
20/09/19	65,23	1,1030	59,14	638,00	0,43671	621,75	0,47632
21/09/19	65,23	1,1030	59,14	638,00	0,43671	621,75	0,47632
22/09/19	65,23	1,1030	59,14	638,00	0,43671	621,75	0,47632
23/09/19	64,66	1,0985	58,86	632,50	0,43472	615,50	0,47346
24/09/19	64,13	1,1003	58,28	618,25	0,42423	610,25	0,46866
25/09/19	62,41	1,0982	56,83	601,00	0,41318	599,75	0,46147
26/09/19	62,08	1,0938	56,76	599,25	0,41363	597,00	0,46120
27/09/19	62,48	1,0935	57,14	610,75	0,42169	602,75	0,46577
28/09/19	62,48	1,0935	57,14	610,75	0,42169	602,75	0,46577
29/09/19	62,48	1,0935	57,14	610,75	0,42169	602,75	0,46577

QUOTAZIONI E PREZZI GIORNALIERI – 01.01.2019 – 31.12.2019

Data	Brent spot dollari barile	Cambio euro/dollaro	Brent spot euro barile	Benzina Cif Med dollari tonnellata	Benzina CIF Med euro litro	Gasolio CIF Med dollari tonnellata	Gasolio CIF Med euro litro
30/09/19	60,99	1,0889	56,01	600,50	0,41636	591,50	0,45901
01/10/19	60,06	1,0898	55,11	600,25	0,41585	590,25	0,45766
02/10/19	57,92	1,0925	53,02	582,75	0,40272	573,25	0,44338
03/10/19	58,01	1,0951	52,97	590,50	0,40711	568,50	0,43867
04/10/19	59,13	1,0979	53,86	600,50	0,41295	581,25	0,44736
05/10/19	59,13	1,0979	53,86	600,50	0,41295	581,25	0,44736
06/10/19	59,13	1,0979	53,86	600,50	0,41295	581,25	0,44736
07/10/19	59,46	1,0993	54,09	597,25	0,41019	588,50	0,45236
08/10/19	58,14	1,0986	52,92	584,50	0,40169	579,75	0,44592
09/10/19	59,70	1,0981	54,37	585,00	0,40222	593,00	0,45632
10/10/19	59,08	1,1030	53,56	578,00	0,39564	586,00	0,44893
11/10/19	60,59	1,1043	54,87	586,25	0,40081	602,25	0,46084
12/10/19	60,59	1,1043	54,87	586,25	0,40081	602,25	0,46084
13/10/19	60,59	1,1043	54,87	586,25	0,40081	602,25	0,46084
14/10/19	58,81	1,1031	53,31	562,00	0,38465	586,50	0,44927
15/10/19	59,19	1,1007	53,77	570,00	0,39098	591,25	0,45390
16/10/19	59,30	1,1025	53,79	571,00	0,39102	593,75	0,45507
17/10/19	59,35	1,1113	53,41	568,25	0,38606	589,75	0,44843
18/10/19	59,96	1,1144	53,80	574,75	0,38939	595,50	0,45154
19/10/19	59,96	1,1144	53,80	574,75	0,38939	595,50	0,45154
20/10/19	59,96	1,1144	53,80	574,75	0,38939	595,50	0,45154
21/10/19	58,95	1,1173	52,76	565,75	0,38230	589,25	0,44564
22/10/19	60,50	1,1130	54,36	574,75	0,38988	600,50	0,45591
23/10/19	60,52	1,1123	54,41	580,50	0,39403	597,75	0,45410
24/10/19	61,71	1,1128	55,45	595,50	0,40403	606,50	0,46054
25/10/19	62,06	1,1107	55,87	597,00	0,40581	605,25	0,46046
26/10/19	62,06	1,1107	55,87	597,00	0,40581	605,25	0,46046
27/10/19	62,06	1,1107	55,87	597,00	0,40581	605,25	0,46046
28/10/19	60,39	1,1087	54,47	595,75	0,40569	598,00	0,45577
29/10/19	61,05	1,1095	55,02	602,50	0,40999	599,50	0,45658
30/10/19	60,22	1,1006	54,22	595,50	0,40483	589,00	0,44814

QUOTAZIONI E PREZZI GIORNALIERI – 01.01.2019 – 31.12.2019

Data	Brent spot dollari barile	Cambio euro/dollaro	Brent spot euro barile	Benzina Cif Med dollari tonnellata	Benzina CIF Med euro litro	Gasolio CIF Med dollari tonnellata	Gasolio CIF Med euro litro
31/10/19	59,30	1,1154	53,16	580,50	0,39293	574,50	0,43523
01/11/19	60,17	1,1139	54,02	598,25	0,40549	590,00	0,44757
02/11/19	60,17	1,1139	54,02	598,25	0,40549	590,00	0,44757
03/11/19	60,17	1,1139	54,02	598,25	0,40549	590,00	0,44757
04/11/19	62,52	1,1158	56,03	616,50	0,41715	602,50	0,45628
05/11/19	62,72	1,1109	56,46	614,00	0,41729	596,75	0,45391
06/11/19	62,11	1,1090	56,01	608,25	0,41409	593,25	0,45203
07/11/19	62,60	1,1077	56,51	606,50	0,41339	590,00	0,45008
08/11/19	62,00	1,1034	56,19	601,75	0,41175	582,25	0,44590
09/11/19	62,00	1,1034	56,19	601,75	0,41175	582,25	0,44590
10/11/19	62,00	1,1034	56,19	601,75	0,41175	582,25	0,44590
11/11/19	62,58	1,1041	56,68	592,50	0,40516	589,00	0,45078
12/11/19	62,19	1,1015	56,46	593,00	0,40646	583,75	0,44782
13/11/19	62,27	1,1006	56,58	601,75	0,41279	583,50	0,44799
14/11/19	62,46	1,0997	56,80	597,25	0,41004	588,50	0,45220
15/11/19	63,32	1,1034	57,39	604,25	0,41346	594,75	0,45547
16/11/19	63,32	1,1034	57,39	604,25	0,41346	594,75	0,45547
17/11/19	63,32	1,1034	57,39	604,25	0,41346	594,75	0,45547
18/11/19	62,82	1,1061	56,79	589,00	0,40204	579,25	0,44252
19/11/19	62,37	1,1077	56,31	594,00	0,40487	575,00	0,43863
20/11/19	63,80	1,1059	57,69	613,25	0,41867	580,75	0,44374
21/11/19	64,99	1,1091	58,60	624,50	0,42512	587,00	0,44722
22/11/19	64,83	1,1058	58,63	622,75	0,42519	590,50	0,45123
23/11/19	64,83	1,1058	58,63	622,75	0,42519	590,50	0,45123
24/11/19	64,83	1,1058	58,63	622,75	0,42519	590,50	0,45123
25/11/19	64,67	1,1008	58,75	619,00	0,42455	594,25	0,45616
26/11/19	64,82	1,1020	58,82	622,25	0,42631	602,50	0,46199
27/11/19	65,03	1,1009	59,07	611,75	0,41954	600,75	0,46111
28/11/19	64,68	1,1005	58,77	615,50	0,42226	600,00	0,46070
29/11/19	64,50	1,0982	58,73	583,00	0,40081	584,75	0,44993
30/11/19	64,50	1,0982	58,73	583,00	0,40081	584,75	0,44993

QUOTAZIONI E PREZZI GIORNALIERI – 01.01.2019 – 31.12.2019

Data	Brent spot dollari barile	Cambio euro/dollaro	Brent spot euro barile	Benzina Cif Med dollari tonnellata	Benzina CIF Med euro litro	Gasolio CIF Med dollari tonnellata	Gasolio CIF Med euro litro
01/12/19	64,50	1,0982	58,73	583,00	0,40081	584,75	0,44993
02/12/19	63,20	1,1023	57,33	580,00	0,39726	584,50	0,44807
03/12/19	62,95	1,1071	56,86	573,00	0,39076	578,50	0,44154
04/12/19	65,25	1,1081	58,88	587,25	0,40012	588,00	0,44839
05/12/19	65,67	1,1094	59,19	589,00	0,40084	593,00	0,45167
06/12/19	66,50	1,1094	59,94	586,75	0,39931	596,75	0,45453
07/12/19	66,50	1,1094	59,94	586,75	0,39931	596,75	0,45453
08/12/19	66,50	1,1094	59,94	586,75	0,39931	596,75	0,45453
09/12/19	66,44	1,1075	59,99	589,00	0,40153	594,50	0,45359
10/12/19	66,57	1,1077	60,10	593,00	0,40418	599,50	0,45732
11/12/19	65,37	1,1075	59,02	579,25	0,39488	586,75	0,44768
12/12/19	66,67	1,1137	59,86	585,75	0,39709	593,75	0,45050
13/12/19	67,44	1,1174	60,35	593,75	0,40118	601,00	0,45449
14/12/19	67,44	1,1174	60,35	593,75	0,40118	601,00	0,45449
15/12/19	67,44	1,1174	60,35	593,75	0,40118	601,00	0,45449
16/12/19	68,04	1,1146	61,04	603,00	0,40846	612,75	0,46454
17/12/19	68,99	1,1162	61,81	603,75	0,40838	619,50	0,46898
18/12/19	69,12	1,1115	62,19	601,25	0,40841	616,25	0,46849
19/12/19	69,70	1,1117	62,70	611,50	0,41529	621,50	0,47240
20/12/19	68,66	1,1097	61,87	608,25	0,41383	621,25	0,47306
21/12/19	68,66	1,1097	61,87	608,25	0,41383	621,25	0,47306
22/12/19	68,66	1,1097	61,87	608,25	0,41383	621,25	0,47306
23/12/19	67,49	1,1075	60,94	610,25	0,41602	620,50	0,47343
24/12/19	69,26	1,1080	62,51	614,50	0,41873	623,25	0,47531
25/12/19	69,26	1,1080	62,51	614,50	0,41873	623,25	0,47531
26/12/19	69,26	1,1080	62,51	614,50	0,41873	623,25	0,47531
27/12/19	68,91	1,1153	61,79	625,50	0,42343	633,25	0,47978
28/12/19	68,91	1,1153	61,79	625,50	0,42343	633,25	0,47978
29/12/19	68,91	1,1153	61,79	625,50	0,42343	633,25	0,47978
30/12/19	68,30	1,1189	61,04	614,75	0,41481	629,50	0,47540
31/12/19	67,77	1,1234	60,33	610,00	0,40996	622,50	0,46823

QUOTAZIONI E PREZZI GIORNALIERI – 01.01.2019 – 31.12.2019

Data	Brent spot dollari barile	Cambio euro/dollaro	Brent spot euro barile	Benzina Cif Med dollari tonnellata	Benzina CIF Med euro litro	Gasolio CIF Med dollari tonnellata	Gasolio CIF Med euro litro
MEDIA PERIODO	64,34	1,1195	57,48	606,07	0,40888	598,98	0,45218



Grafico del cambio dollaro-euro

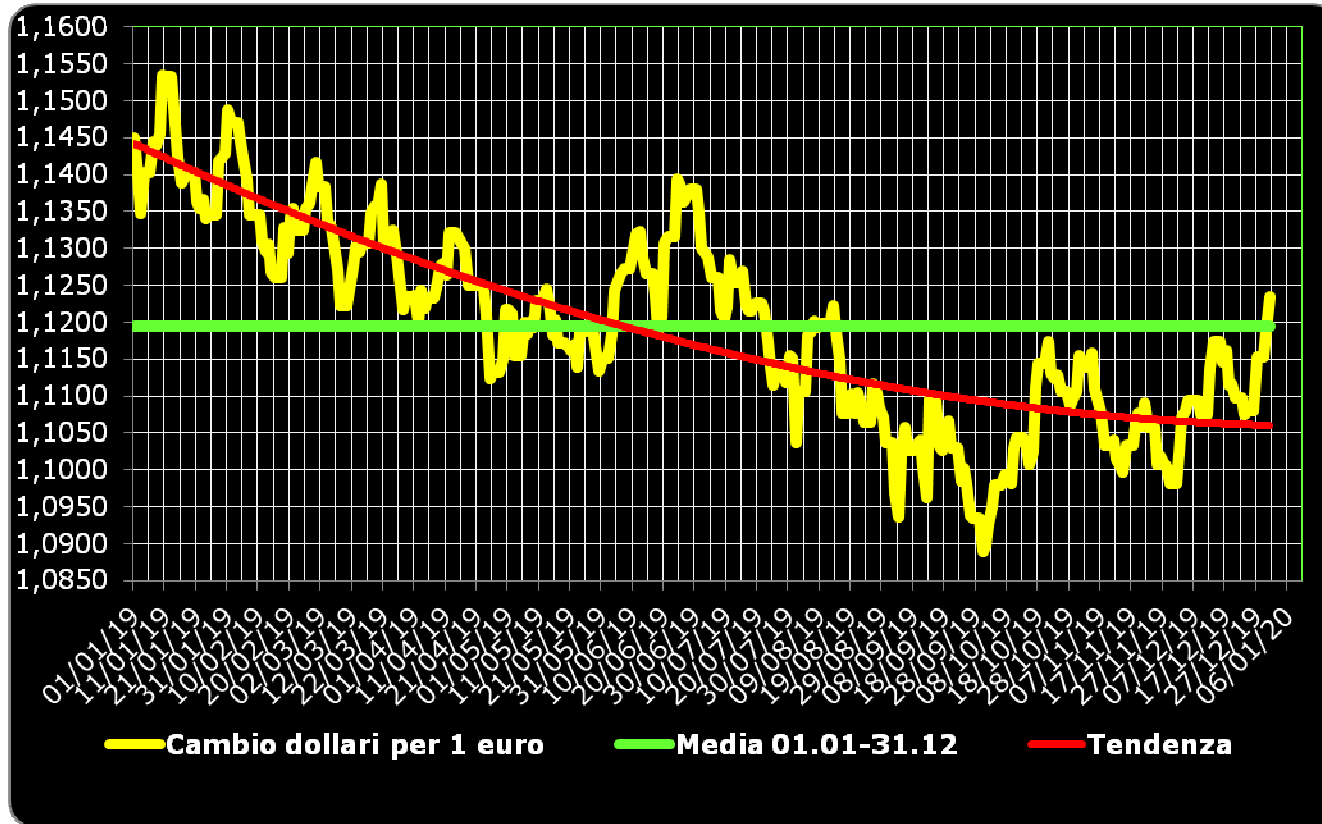


Grafico della quotazione greggio Brent al barile

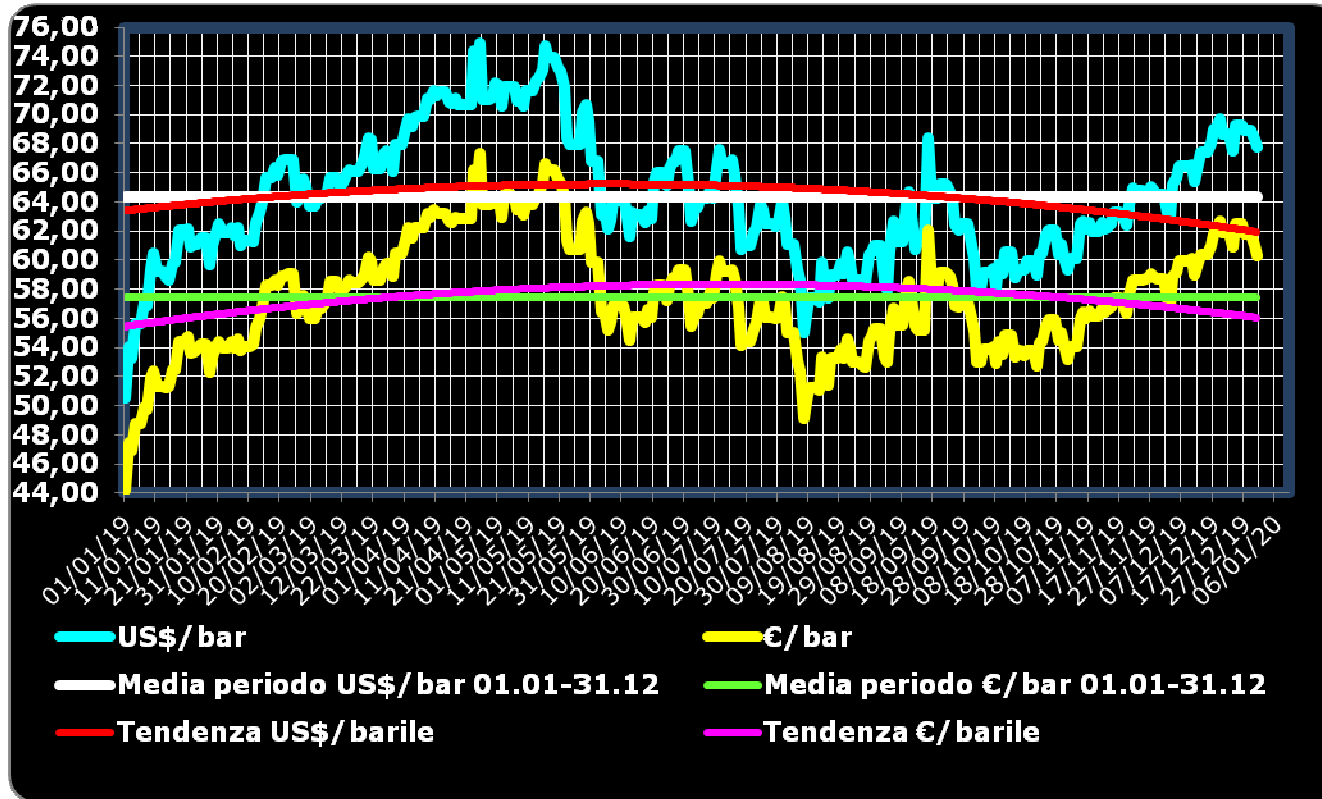
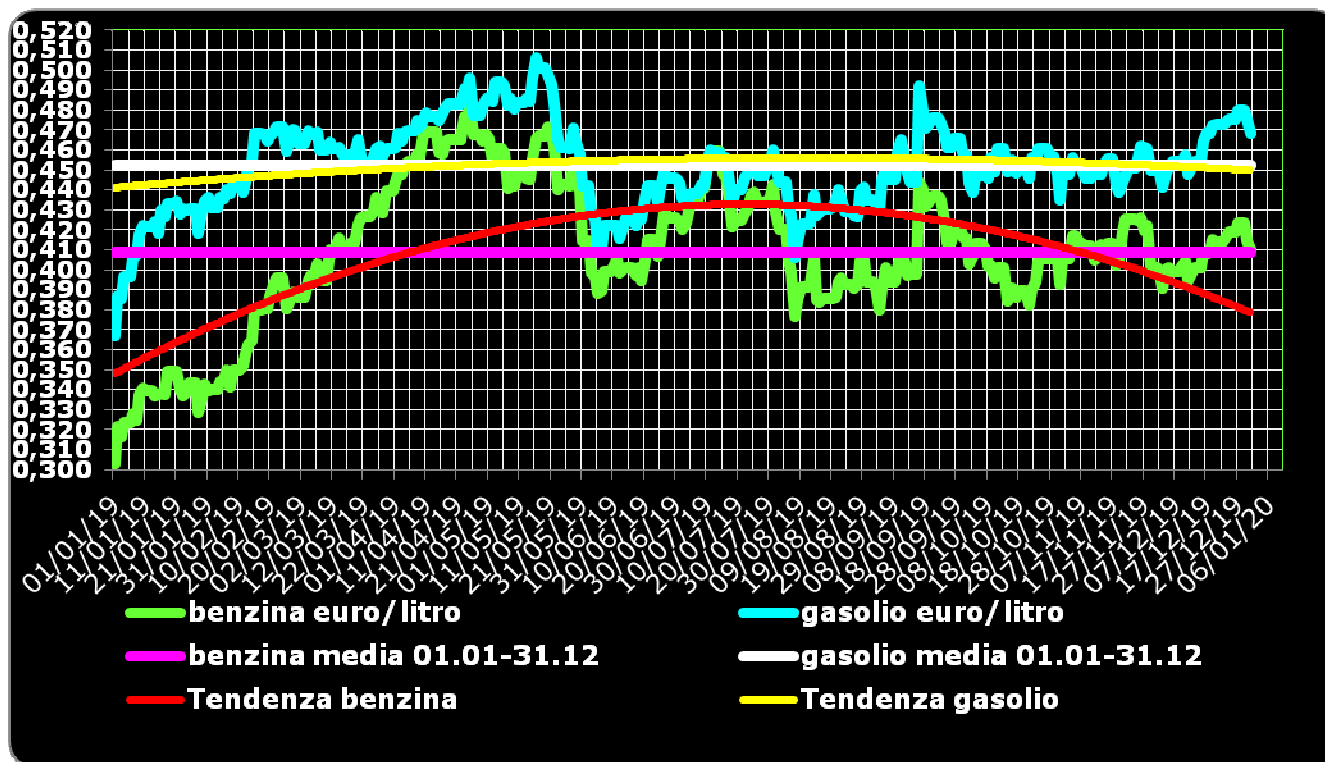


Grafico quotazioni Med cif benzina e gasolio – Euro/litro



SEZIONE 2.1 – PREZZI ITALIA: RETE DI MARCHIO SELF – MEDIA RETE DI MARCHIO, RETE NO-LOGO E RETE GENERALE – BENZINA – EURO/LITRO

Data	AGIP ENI	API IP	ESSO	Q8	EX SHELL	TAMOIL	EX TOTALERG	MEDIA MARCHI	NO-LOGO	MEDIA RETE
01/01/19	1,484	1,539	1,514	1,497		1,515	1,522	1,507	1,486	1,504
02/01/19	1,483	1,539	1,513	1,497		1,516	1,523	1,507	1,486	1,504
03/01/19	1,482	1,538	1,510	1,497		1,512	1,520	1,506	1,486	1,503
04/01/19	1,481	1,536	1,507	1,495		1,511	1,518	1,504	1,483	1,501
05/01/19	1,480	1,532	1,505	1,492		1,509	1,517	1,502	1,481	1,499
06/01/19	1,480	1,533	1,504	1,491		1,509	1,515	1,502	1,480	1,499
07/01/19	1,480	1,533	1,503	1,490		1,508	1,515	1,501	1,480	1,498
08/01/19	1,480	1,532	1,502	1,490		1,508	1,512	1,501	1,479	1,498
09/01/19	1,480	1,530	1,502	1,490		1,509	1,512	1,500	1,478	1,497
10/01/19	1,481	1,528	1,501	1,489		1,508	1,511	1,500	1,476	1,496
11/01/19	1,484	1,526	1,501	1,492		1,512	1,512	1,501	1,477	1,498
12/01/19	1,485	1,526	1,501	1,496		1,512	1,512	1,502	1,479	1,499
13/01/19	1,485	1,526	1,501	1,497		1,512	1,513	1,502	1,478	1,499
14/01/19	1,486	1,526	1,501	1,497		1,511	1,513	1,502	1,478	1,499
15/01/19	1,487	1,525	1,501	1,498		1,511	1,512	1,503	1,478	1,499
16/01/19	1,491	1,525	1,502	1,499		1,510	1,512	1,504	1,478	1,500
17/01/19	1,493	1,527	1,502	1,499		1,510	1,512	1,505	1,480	1,501
18/01/19	1,493	1,528	1,503	1,498		1,512	1,512	1,505	1,479	1,501
19/01/19	1,495	1,528	1,504	1,499		1,514	1,512	1,506	1,479	1,502
20/01/19	1,498	1,527	1,504	1,496		1,514	1,512	1,507	1,479	1,503
21/01/19	1,499	1,528	1,503	1,496		1,514	1,512	1,507	1,480	1,503
22/01/19	1,501	1,529	1,505	1,524		1,518	1,514	1,512	1,481	1,507
23/01/19	1,501	1,530	1,506	1,505		1,520	1,514	1,510	1,482	1,506
24/01/19	1,502	1,530	1,507	1,505		1,520	1,515	1,511	1,482	1,507
25/01/19	1,502	1,529	1,507	1,506		1,520	1,514	1,511	1,483	1,507
26/01/19	1,502	1,528	1,506	1,506		1,519	1,513	1,510	1,483	1,507
27/01/19	1,502	1,528	1,507	1,506		1,520	1,514	1,511	1,483	1,507
28/01/19	1,502	1,528	1,507	1,506		1,520	1,514	1,511	1,484	1,507
29/01/19	1,502	1,529	1,508	1,506		1,521	1,514	1,512	1,483	1,507

QUOTAZIONI E PREZZI GIORNALIERI – 01.01.2019 – 31.12.2019

Data	AGIP ENI	API IP	ESSO	Q8	EX SHELL	TAMOIL	EX TOTALERG	MEDIA MARCHI	NO-LOGO	MEDIA RETE
30/01/19	1,501	1,528	1,508	1,505		1,517	1,515	1,511	1,484	1,507
31/01/19	1,503	1,528	1,508	1,509		1,517	1,515	1,512	1,485	1,508
01/02/19	1,507	1,531	1,507	1,512		1,519	1,518	1,514	1,485	1,510
02/02/19	1,509	1,532	1,508	1,513		1,519	1,519	1,515	1,484	1,511
03/02/19	1,509	1,532	1,509	1,512		1,519	1,519	1,515	1,484	1,511
04/02/19	1,509	1,532	1,508	1,512		1,520	1,518	1,515	1,484	1,511
05/02/19	1,507	1,531	1,507	1,512		1,519	1,518	1,514	1,485	1,510
06/02/19	1,509	1,532	1,508	1,513		1,519	1,519	1,515	1,484	1,511
07/02/19	1,509	1,532	1,509	1,512		1,519	1,519	1,515	1,484	1,511
08/02/19	1,509	1,532	1,508	1,512		1,520	1,518	1,515	1,484	1,511
09/02/19	1,510	1,532	1,510	1,512		1,521	1,519	1,516	1,484	1,511
10/02/19	1,511	1,534	1,509	1,512		1,521	1,521	1,517	1,484	1,512
11/02/19	1,511	1,534	1,511	1,512		1,522	1,521	1,517	1,485	1,513
12/02/19	1,510	1,535	1,511	1,511		1,523	1,522	1,517	1,485	1,513
13/02/19	1,511	1,535	1,512	1,515		1,522	1,523	1,518	1,485	1,513
14/02/19	1,511	1,535	1,512	1,514		1,521	1,524	1,518	1,484	1,513
15/02/19	1,511	1,535	1,512	1,515		1,520	1,524	1,518	1,485	1,513
16/02/19	1,511	1,536	1,512	1,514		1,520	1,524	1,518	1,486	1,514
17/02/19	1,517	1,537	1,514	1,515		1,521	1,526	1,521	1,488	1,516
18/02/19	1,518	1,540	1,516	1,519		1,525	1,528	1,523	1,489	1,518
19/02/19	1,520	1,543	1,518	1,521		1,527	1,531	1,525	1,490	1,520
20/02/19	1,524	1,547	1,520	1,522		1,529	1,535	1,528	1,491	1,523
21/02/19	1,525	1,547	1,522	1,522		1,529	1,534	1,529	1,492	1,524
22/02/19	1,526	1,548	1,522	1,528		1,529	1,535	1,531	1,493	1,525
23/02/19	1,528	1,550	1,529	1,529		1,535	1,536	1,533	1,495	1,528
24/02/19	1,533	1,551	1,535	1,534		1,538	1,536	1,537	1,499	1,531
25/02/19	1,536	1,551	1,537	1,539		1,539	1,539	1,540	1,502	1,534
26/02/19	1,539	1,554	1,537	1,540		1,541	1,542	1,542	1,504	1,536
27/02/19	1,544	1,556	1,538	1,541		1,545	1,544	1,544	1,507	1,539
28/02/19	1,545	1,556	1,539	1,542		1,545	1,546	1,545	1,508	1,540
01/03/19	1,549	1,563	1,543	1,549		1,545	1,553	1,550	1,516	1,545
02/03/19	1,548	1,565	1,544	1,549		1,545	1,554	1,551	1,517	1,546
03/03/19	1,548	1,565	1,545	1,549		1,544	1,554	1,551	1,516	1,545

QUOTAZIONI E PREZZI GIORNALIERI – 01.01.2019 – 31.12.2019

Data	AGIP ENI	API IP	ESSO	Q8	EX SHELL	TAMOIL	EX TOTALERG	MEDIA MARCHI	NO-LOGO	MEDIA RETE
04/03/19	1,548	1,565	1,545	1,549		1,545	1,555	1,551	1,517	1,546
05/03/19	1,551	1,565	1,545	1,548		1,545	1,556	1,552	1,518	1,547
06/03/19	1,555	1,566	1,545	1,554		1,545	1,559	1,555	1,520	1,550
07/03/19	1,556	1,568	1,545	1,555		1,547	1,560	1,556	1,521	1,551
08/03/19	1,557	1,571	1,547	1,560		1,547	1,563	1,558	1,522	1,553
09/03/19	1,557	1,572	1,548	1,561		1,548	1,564	1,559	1,523	1,554
10/03/19	1,557	1,572	1,549	1,561		1,548	1,564	1,559	1,524	1,554
11/03/19	1,557	1,572	1,549	1,562		1,548	1,565	1,559	1,524	1,554
12/03/19	1,557	1,571	1,551	1,562		1,549	1,568	1,560	1,526	1,555
13/03/19	1,557	1,572	1,551	1,562		1,549	1,568	1,560	1,526	1,555
14/03/19	1,557	1,573	1,552	1,562		1,548	1,569	1,561	1,528	1,556
15/03/19	1,560	1,572	1,553	1,561		1,548	1,568	1,561	1,529	1,556
16/03/19	1,564	1,573	1,554	1,563		1,549	1,570	1,563	1,531	1,558
17/03/19	1,565	1,573	1,555	1,565		1,549	1,571	1,564	1,531	1,559
18/03/19	1,565	1,573	1,555	1,565		1,550	1,571	1,564	1,531	1,559
19/03/19	1,566	1,575	1,557	1,566		1,551	1,573	1,565	1,532	1,561
20/03/19	1,567	1,576	1,559	1,567		1,552	1,574	1,567	1,534	1,562
21/03/19	1,569	1,576	1,559	1,567		1,553	1,575	1,567	1,534	1,563
22/03/19	1,573	1,578	1,561	1,574		1,556	1,578	1,571	1,535	1,566
23/03/19	1,575	1,579	1,564	1,579		1,558	1,581	1,574	1,537	1,568
24/03/19	1,575	1,579	1,564	1,580		1,558	1,580	1,574	1,538	1,569
25/03/19	1,575	1,579	1,565	1,580		1,559	1,581	1,574	1,539	1,569
26/03/19	1,578	1,579	1,567	1,579		1,560	1,581	1,575	1,541	1,570
27/03/19	1,582	1,582	1,568	1,583		1,561	1,583	1,578	1,544	1,573
28/03/19	1,584	1,585	1,571	1,585		1,563	1,586	1,580	1,546	1,576
29/03/19	1,585	1,585	1,572	1,584		1,566	1,587	1,581	1,547	1,576
30/03/19	1,586	1,586	1,573	1,584		1,566	1,587	1,582	1,548	1,577
31/03/19	1,586	1,586	1,574	1,584		1,566	1,587	1,582	1,549	1,577
01/04/19	1,586	1,587	1,574	1,584		1,567	1,587	1,582	1,549	1,577
02/04/19	1,591	1,588	1,575	1,585		1,572	1,589	1,585	1,550	1,580
03/04/19	1,599	1,591	1,578	1,596		1,577	1,591	1,591	1,554	1,585
04/04/19	1,602	1,592	1,579	1,597		1,580	1,594	1,593	1,556	1,587
05/04/19	1,602	1,592	1,579	1,597		1,580	1,594	1,593	1,556	1,587

QUOTAZIONI E PREZZI GIORNALIERI – 01.01.2019 – 31.12.2019

Data	AGIP ENI	API IP	ESSO	Q8	EX SHELL	TAMOIL	EX TOTALERG	MEDIA MARCHI	NO- LOGO	MEDIA RETE
06/04/19	1,602	1,592	1,579	1,597		1,580	1,594	1,593	1,556	1,587
07/04/19	1,611	1,597	1,587	1,603		1,591	1,599	1,600	1,562	1,595
08/04/19	1,611	1,597	1,588	1,603		1,591	1,599	1,600	1,563	1,595
09/04/19	1,615	1,601	1,592	1,604		1,596	1,603	1,604	1,566	1,598
10/04/19	1,620	1,606	1,596	1,605		1,599	1,607	1,608	1,569	1,602
11/04/19	1,622	1,605	1,599	1,610		1,602	1,609	1,610	1,572	1,604
12/04/19	1,623	1,607	1,602	1,616		1,607	1,611	1,613	1,576	1,607
13/04/19	1,623	1,612	1,605	1,618		1,612	1,616	1,615	1,579	1,610
14/04/19	1,623	1,613	1,607	1,618		1,612	1,617	1,616	1,581	1,611
15/04/19	1,624	1,614	1,607	1,618		1,613	1,618	1,617	1,582	1,612
16/04/19	1,624	1,615	1,609	1,618		1,615	1,620	1,618	1,585	1,613
17/04/19	1,623	1,617	1,611	1,618		1,616	1,621	1,618	1,586	1,613
18/04/19	1,626	1,618	1,613	1,618		1,618	1,621	1,619	1,587	1,614
19/04/19	1,631	1,619	1,614	1,623		1,619	1,623	1,622	1,589	1,617
20/04/19	1,632	1,621	1,616	1,624		1,620	1,624	1,624	1,591	1,619
21/04/19	1,632	1,623	1,615	1,625		1,621	1,625	1,625	1,591	1,620
22/04/19	1,632	1,622	1,616	1,625		1,620	1,626	1,625	1,591	1,620
23/04/19	1,633	1,622	1,617	1,625		1,620	1,626	1,625	1,593	1,621
24/04/19	1,636	1,624	1,619	1,627		1,621	1,629	1,627	1,595	1,623
25/04/19	1,641	1,630	1,620	1,632		1,626	1,634	1,632	1,596	1,627
26/04/19	1,641	1,631	1,622	1,633		1,626	1,634	1,632	1,597	1,627
27/04/19	1,643	1,633	1,625	1,633		1,629	1,636	1,634	1,601	1,630
28/04/19	1,643	1,633	1,628	1,634		1,629	1,637	1,635	1,601	1,630
29/04/19	1,644	1,633	1,628	1,634		1,631	1,637	1,636	1,602	1,631
30/04/19	1,644	1,635	1,629	1,633		1,633	1,637	1,636	1,604	1,631
01/05/19	1,643	1,635	1,630	1,633		1,631	1,638	1,636	1,604	1,631
02/05/19	1,641	1,633	1,632	1,633		1,631	1,637	1,635	1,606	1,631
03/05/19	1,640	1,634	1,631	1,632		1,632	1,638	1,635	1,606	1,630
04/05/19	1,638	1,634	1,632	1,632		1,632	1,638	1,635	1,606	1,630
05/05/19	1,638	1,634	1,632	1,632		1,631	1,638	1,634	1,605	1,630
06/05/19	1,638	1,634	1,631	1,632		1,630	1,638	1,634	1,607	1,630
07/05/19	1,637	1,634	1,629	1,632		1,631	1,639	1,634	1,607	1,630
08/05/19	1,637	1,634	1,628	1,632		1,631	1,641	1,634	1,607	1,630

QUOTAZIONI E PREZZI GIORNALIERI – 01.01.2019 – 31.12.2019

Data	AGIP ENI	API IP	ESSO	Q8	EX SHELL	TAMOIL	EX TOTALERG	MEDIA MARCHI	NO-LOGO	MEDIA RETE
09/05/19	1,636	1,634	1,628	1,631		1,629	1,641	1,633	1,607	1,629
10/05/19	1,636	1,632	1,629	1,631		1,628	1,640	1,633	1,607	1,629
11/05/19	1,636	1,631	1,629	1,630		1,628	1,639	1,632	1,606	1,628
12/05/19	1,636	1,631	1,628	1,630		1,627	1,639	1,632	1,606	1,628
13/05/19	1,636	1,631	1,628	1,630		1,627	1,639	1,632	1,606	1,628
14/05/19	1,635	1,631	1,628	1,629		1,626	1,638	1,631	1,606	1,628
15/05/19	1,635	1,631	1,627	1,628		1,626	1,637	1,631	1,605	1,627
16/05/19	1,636	1,631	1,627	1,627		1,626	1,636	1,631	1,605	1,627
17/05/19	1,638	1,631	1,627	1,632		1,631	1,637	1,633	1,604	1,629
18/05/19	1,642	1,633	1,630	1,633		1,633	1,638	1,635	1,605	1,631
19/05/19	1,643	1,634	1,632	1,633		1,633	1,639	1,636	1,605	1,632
20/05/19	1,644	1,634	1,633	1,639		1,634	1,639	1,638	1,605	1,633
21/05/19	1,644	1,635	1,634	1,639		1,634	1,640	1,638	1,607	1,634
22/05/19	1,644	1,635	1,636	1,639		1,635	1,640	1,639	1,609	1,635
23/05/19	1,645	1,636	1,636	1,639		1,635	1,640	1,639	1,610	1,635
24/05/19	1,645	1,635	1,636	1,635		1,634	1,639	1,638	1,610	1,634
25/05/19	1,644	1,635	1,635	1,631		1,631	1,638	1,636	1,609	1,632
26/05/19	1,643	1,634	1,635	1,631		1,629	1,638	1,635	1,609	1,632
27/05/19	1,643	1,634	1,635	1,631		1,629	1,638	1,636	1,610	1,632
28/05/19	1,640	1,633	1,634	1,627		1,628	1,638	1,634	1,609	1,630
29/05/19	1,638	1,633	1,632	1,625		1,627	1,638	1,632	1,607	1,629
30/05/19	1,638	1,633	1,631	1,624		1,628	1,638	1,632	1,607	1,628
31/05/19	1,637	1,632	1,631	1,624		1,627	1,638	1,632	1,606	1,628
01/06/19	1,636	1,633	1,629	1,622		1,625	1,638	1,631	1,605	1,627
02/06/19	1,635	1,632	1,628	1,621		1,624	1,637	1,630	1,604	1,626
03/06/19	1,634	1,632	1,628	1,621		1,624	1,637	1,629	1,604	1,626
04/06/19	1,631	1,630	1,625	1,618		1,621	1,635	1,627	1,603	1,623
05/06/19	1,628	1,627	1,623	1,615		1,619	1,631	1,624	1,601	1,621
06/06/19	1,624	1,625	1,621	1,612		1,617	1,629	1,621	1,597	1,618
07/06/19	1,619	1,621	1,618	1,608		1,615	1,625	1,617	1,592	1,613
08/06/19	1,616	1,619	1,616	1,606		1,612	1,623	1,615	1,589	1,611
09/06/19	1,615	1,618	1,615	1,605		1,612	1,622	1,614	1,588	1,610
10/06/19	1,614	1,618	1,614	1,605		1,613	1,622	1,613	1,588	1,610

QUOTAZIONI E PREZZI GIORNALIERI – 01.01.2019 – 31.12.2019

Data	AGIP ENI	API IP	ESSO	Q8	EX SHELL	TAMOIL	EX TOTALERG	MEDIA MARCHI	NO-LOGO	MEDIA RETE
11/06/19	1,612	1,617	1,611	1,601		1,610	1,621	1,611	1,585	1,607
12/06/19	1,610	1,614	1,609	1,600		1,608	1,619	1,609	1,583	1,605
13/06/19	1,609	1,614	1,606	1,598		1,607	1,618	1,608	1,582	1,604
14/06/19	1,609	1,610	1,604	1,596		1,602	1,615	1,606	1,581	1,602
15/06/19	1,608	1,610	1,603	1,595		1,601	1,614	1,605	1,578	1,601
16/06/19	1,608	1,608	1,602	1,594		1,601	1,613	1,604	1,577	1,600
17/06/19	1,608	1,608	1,601	1,593		1,601	1,613	1,604	1,577	1,600
18/06/19	1,607	1,607	1,600	1,592		1,596	1,612	1,602	1,575	1,598
19/06/19	1,607	1,605	1,599	1,590		1,595	1,610	1,601	1,574	1,597
20/06/19	1,606	1,604	1,597	1,589		1,594	1,609	1,600	1,573	1,596
21/06/19	1,606	1,604	1,596	1,589		1,594	1,608	1,599	1,571	1,595
22/06/19	1,606	1,603	1,595	1,588		1,593	1,608	1,599	1,570	1,594
23/06/19	1,605	1,603	1,595	1,588		1,593	1,607	1,598	1,570	1,594
24/06/19	1,606	1,603	1,595	1,589		1,593	1,607	1,599	1,571	1,595
25/06/19	1,606	1,603	1,595	1,588		1,592	1,607	1,598	1,570	1,594
26/06/19	1,605	1,603	1,593	1,587		1,591	1,607	1,598	1,569	1,593
27/06/19	1,605	1,603	1,593	1,587		1,591	1,606	1,598	1,569	1,593
28/06/19	1,605	1,602	1,592	1,587		1,591	1,606	1,597	1,569	1,593
29/06/19	1,605	1,602	1,591	1,586		1,591	1,607	1,597	1,569	1,593
30/06/19	1,605	1,601	1,591	1,586		1,591	1,606	1,597	1,569	1,593
01/07/19	1,605	1,601	1,591	1,586		1,592	1,606	1,597	1,569	1,593
02/07/19	1,604	1,604	1,590	1,589		1,591	1,608	1,598	1,571	1,594
03/07/19	1,605	1,605	1,591	1,591		1,591	1,609	1,599	1,571	1,595
04/07/19	1,605	1,605	1,592	1,589		1,591	1,610	1,599	1,571	1,595
05/07/19	1,605	1,605	1,593	1,588		1,591	1,611	1,599	1,571	1,595
06/07/19	1,605	1,605	1,593	1,588		1,588	1,610	1,598	1,570	1,594
07/07/19	1,605	1,606	1,593	1,588		1,589	1,610	1,599	1,570	1,595
08/07/19	1,605	1,606	1,593	1,589		1,589	1,611	1,599	1,570	1,595
09/07/19	1,605	1,605	1,593	1,588		1,588	1,611	1,598	1,571	1,595
10/07/19	1,605	1,606	1,593	1,590		1,590	1,611	1,599	1,571	1,595
11/07/19	1,605	1,607	1,594	1,591		1,590	1,613	1,600	1,571	1,596
12/07/19	1,607	1,610	1,596	1,601		1,595	1,615	1,604	1,572	1,600
13/07/19	1,611	1,613	1,601	1,603		1,601	1,618	1,608	1,575	1,603

QUOTAZIONI E PREZZI GIORNALIERI – 01.01.2019 – 31.12.2019

Data	AGIP ENI	API IP	ESSO	Q8	EX SHELL	TAMOIL	EX TOTALERG	MEDIA MARCHI	NO-LOGO	MEDIA RETE
14/07/19	1,612	1,614	1,603	1,603		1,601	1,619	1,609	1,575	1,604
15/07/19	1,612	1,615	1,603	1,604		1,602	1,620	1,609	1,576	1,604
16/07/19	1,613	1,615	1,605	1,604		1,604	1,621	1,610	1,579	1,606
17/07/19	1,614	1,616	1,605	1,603		1,603	1,621	1,610	1,580	1,606
18/07/19	1,614	1,617	1,606	1,602		1,603	1,622	1,611	1,581	1,606
19/07/19	1,613	1,616	1,606	1,600		1,601	1,622	1,610	1,582	1,606
20/07/19	1,611	1,615	1,603	1,597		1,599	1,621	1,607	1,582	1,604
21/07/19	1,609	1,614	1,602	1,596		1,598	1,621	1,606	1,581	1,603
22/07/19	1,609	1,614	1,602	1,596		1,598	1,620	1,606	1,582	1,603
23/07/19	1,606	1,613	1,602	1,595		1,597	1,620	1,605	1,581	1,601
24/07/19	1,605	1,613	1,600	1,594		1,596	1,619	1,604	1,580	1,600
25/07/19	1,605	1,612	1,600	1,594		1,595	1,618	1,604	1,580	1,600
26/07/19	1,604	1,613	1,599	1,594		1,596	1,618	1,603	1,580	1,600
27/07/19	1,604	1,612	1,600	1,594		1,595	1,619	1,603	1,580	1,600
28/07/19	1,604	1,611	1,600	1,593		1,596	1,619	1,603	1,580	1,600
29/07/19	1,604	1,612	1,600	1,594		1,595	1,619	1,603	1,580	1,600
30/07/19	1,603	1,612	1,598	1,593		1,596	1,619	1,603	1,579	1,599
31/07/19	1,604	1,611	1,598	1,592		1,596	1,619	1,603	1,579	1,599
01/08/19	1,604	1,613	1,598	1,595		1,596	1,620	1,604	1,579	1,600
02/08/19	1,604	1,613	1,599	1,596		1,597	1,620	1,604	1,579	1,600
03/08/19	1,603	1,612	1,599	1,593		1,595	1,619	1,603	1,579	1,599
04/08/19	1,603	1,611	1,599	1,593		1,595	1,619	1,602	1,579	1,599
05/08/19	1,602	1,612	1,598	1,593		1,595	1,620	1,602	1,579	1,599
06/08/19	1,598	1,609	1,599	1,591		1,593	1,618	1,600	1,581	1,597
07/08/19	1,595	1,608	1,596	1,590		1,591	1,616	1,598	1,578	1,595
08/08/19	1,592	1,606	1,595	1,588		1,589	1,615	1,596	1,577	1,593
09/08/19	1,588	1,603	1,592	1,581		1,587	1,612	1,592	1,575	1,590
10/08/19	1,585	1,601	1,591	1,579		1,583	1,609	1,590	1,570	1,587
11/08/19	1,583	1,600	1,589	1,579		1,583	1,608	1,589	1,568	1,586
12/08/19	1,582	1,600	1,589	1,579		1,583	1,608	1,588	1,568	1,585
13/08/19	1,580	1,599	1,586	1,578		1,579	1,606	1,586	1,566	1,583
14/08/19	1,579	1,598	1,583	1,576		1,577	1,605	1,585	1,566	1,582
15/08/19	1,578	1,597	1,581	1,576		1,577	1,604	1,584	1,564	1,581

QUOTAZIONI E PREZZI GIORNALIERI – 01.01.2019 – 31.12.2019

Data	AGIP ENI	API IP	ESSO	Q8	EX SHELL	TAMOIL	EX TOTALERG	MEDIA MARCHI	NO-LOGO	MEDIA RETE
16/08/19	1,577	1,595	1,581	1,575		1,576	1,604	1,583	1,563	1,580
17/08/19	1,577	1,595	1,579	1,574		1,573	1,604	1,582	1,564	1,579
18/08/19	1,577	1,594	1,578	1,573		1,571	1,604	1,581	1,564	1,578
19/08/19	1,577	1,594	1,578	1,574		1,573	1,604	1,581	1,564	1,579
20/08/19	1,576	1,595	1,577	1,572		1,571	1,604	1,581	1,563	1,578
21/08/19	1,575	1,594	1,577	1,572		1,571	1,603	1,580	1,562	1,577
22/08/19	1,575	1,593	1,577	1,571		1,570	1,602	1,580	1,561	1,577
23/08/19	1,575	1,593	1,575	1,571		1,571	1,601	1,579	1,560	1,576
24/08/19	1,575	1,593	1,575	1,570		1,571	1,601	1,579	1,560	1,576
25/08/19	1,574	1,593	1,575	1,569		1,571	1,601	1,579	1,559	1,576
26/08/19	1,574	1,594	1,575	1,570		1,571	1,600	1,579	1,558	1,576
27/08/19	1,574	1,593	1,573	1,570		1,570	1,600	1,578	1,557	1,575
28/08/19	1,574	1,592	1,572	1,570		1,569	1,599	1,578	1,556	1,575
29/08/19	1,574	1,592	1,573	1,570		1,569	1,602	1,578	1,555	1,575
30/08/19	1,574	1,591	1,573	1,574		1,570	1,602	1,579	1,555	1,576
31/08/19	1,573	1,591	1,572	1,573		1,571	1,600	1,578	1,554	1,575
01/09/19	1,573	1,590	1,572	1,573		1,571	1,600	1,578	1,554	1,575
02/09/19	1,573	1,591	1,572	1,573		1,571	1,600	1,578	1,554	1,575
03/09/19	1,574	1,589	1,572	1,572		1,570	1,599	1,578	1,553	1,574
04/09/19	1,574	1,586	1,572	1,570		1,570	1,595	1,577	1,554	1,573
05/09/19	1,574	1,584	1,570	1,570		1,567	1,594	1,576	1,554	1,572
06/09/19	1,576	1,585	1,570	1,569		1,568	1,594	1,576	1,553	1,573
07/09/19	1,580	1,584	1,570	1,575		1,570	1,592	1,578	1,553	1,575
08/09/19	1,580	1,583	1,570	1,575		1,571	1,592	1,578	1,552	1,574
09/09/19	1,580	1,583	1,570	1,575		1,570	1,593	1,578	1,553	1,575
10/09/19	1,581	1,583	1,571	1,575		1,569	1,593	1,578	1,554	1,575
11/09/19	1,581	1,584	1,572	1,581		1,570	1,592	1,580	1,553	1,576
12/09/19	1,584	1,584	1,572	1,581		1,573	1,591	1,581	1,554	1,577
13/09/19	1,588	1,583	1,573	1,580		1,572	1,592	1,582	1,555	1,578
14/09/19	1,589	1,584	1,574	1,579		1,573	1,592	1,582	1,555	1,578
15/09/19	1,589	1,583	1,575	1,579		1,572	1,592	1,582	1,554	1,578
16/09/19	1,590	1,584	1,575	1,578		1,573	1,592	1,583	1,554	1,578
17/09/19	1,590	1,583	1,577	1,597		1,576	1,593	1,587	1,554	1,582

QUOTAZIONI E PREZZI GIORNALIERI – 01.01.2019 – 31.12.2019

Data	AGIP ENI	API IP	ESSO	Q8	EX SHELL	TAMOIL	EX TOTALERG	MEDIA MARCHI	NO-LOGO	MEDIA RETE
18/09/19	1,596	1,597	1,585	1,599		1,591	1,600	1,595	1,560	1,590
19/09/19	1,604	1,600	1,594	1,601		1,595	1,604	1,600	1,565	1,595
20/09/19	1,606	1,602	1,597	1,601		1,596	1,613	1,602	1,568	1,597
21/09/19	1,608	1,602	1,598	1,600		1,597	1,614	1,603	1,571	1,598
22/09/19	1,608	1,603	1,598	1,601		1,596	1,614	1,603	1,571	1,598
23/09/19	1,609	1,603	1,598	1,601		1,597	1,614	1,604	1,572	1,599
24/09/19	1,610	1,605	1,598	1,600		1,597	1,616	1,604	1,573	1,600
25/09/19	1,610	1,604	1,598	1,599		1,597	1,617	1,604	1,574	1,599
26/09/19	1,609	1,605	1,598	1,597		1,596	1,616	1,603	1,574	1,599
27/09/19	1,609	1,604	1,597	1,596		1,594	1,616	1,602	1,574	1,598
28/09/19	1,608	1,604	1,597	1,595		1,594	1,618	1,602	1,574	1,598
29/09/19	1,607	1,603	1,596	1,595		1,594	1,617	1,601	1,574	1,597
30/09/19	1,607	1,603	1,596	1,595		1,594	1,617	1,601	1,574	1,597
01/10/19	1,604	1,603	1,596	1,595		1,593	1,617	1,600	1,574	1,596
02/10/19	1,604	1,603	1,595	1,593		1,592	1,617	1,600	1,573	1,596
03/10/19	1,603	1,602	1,594	1,592		1,589	1,616	1,599	1,572	1,595
04/10/19	1,603	1,602	1,593	1,591		1,588	1,615	1,598	1,571	1,594
05/10/19	1,602	1,601	1,592	1,590		1,587	1,614	1,597	1,570	1,593
06/10/19	1,601	1,601	1,592	1,589		1,587	1,615	1,597	1,570	1,593
07/10/19	1,600	1,601	1,591	1,589		1,587	1,615	1,596	1,570	1,593
08/10/19	1,597	1,600	1,589	1,588		1,584	1,612	1,594	1,570	1,591
09/10/19	1,596	1,600	1,590	1,588		1,583	1,612	1,594	1,569	1,590
10/10/19	1,595	1,598	1,588	1,587		1,582	1,610	1,593	1,568	1,589
11/10/19	1,595	1,598	1,587	1,587		1,582	1,610	1,593	1,568	1,589
12/10/19	1,594	1,598	1,586	1,586		1,581	1,608	1,592	1,568	1,588
13/10/19	1,594	1,598	1,586	1,587		1,581	1,608	1,592	1,567	1,588
14/10/19	1,594	1,597	1,586	1,586		1,581	1,608	1,591	1,567	1,588
15/10/19	1,593	1,597	1,585	1,585		1,581	1,608	1,591	1,566	1,587
16/10/19	1,593	1,596	1,583	1,585		1,579	1,606	1,590	1,566	1,586
17/10/19	1,593	1,595	1,583	1,585		1,578	1,606	1,590	1,566	1,586
18/10/19	1,593	1,595	1,583	1,584		1,577	1,605	1,589	1,564	1,585
19/10/19	1,592	1,594	1,583	1,582		1,576	1,606	1,588	1,564	1,585
20/10/19	1,592	1,594	1,582	1,581		1,576	1,605	1,588	1,563	1,584

QUOTAZIONI E PREZZI GIORNALIERI – 01.01.2019 – 31.12.2019

Data	AGIP ENI	API IP	ESSO	Q8	EX SHELL	TAMOIL	EX TOTALERG	MEDIA MARCHI	NO-LOGO	MEDIA RETE
21/10/19	1,592	1,594	1,582	1,582		1,576	1,605	1,588	1,563	1,584
22/10/19	1,592	1,593	1,581	1,580		1,576	1,604	1,587	1,561	1,583
23/10/19	1,592	1,592	1,580	1,580		1,575	1,604	1,587	1,560	1,583
24/10/19	1,592	1,591	1,580	1,579		1,575	1,605	1,586	1,560	1,582
25/10/19	1,592	1,590	1,579	1,578		1,576	1,604	1,586	1,559	1,582
26/10/19	1,591	1,591	1,580	1,578		1,576	1,603	1,586	1,558	1,582
27/10/19	1,591	1,591	1,579	1,578		1,576	1,603	1,586	1,558	1,582
28/10/19	1,591	1,591	1,580	1,579		1,575	1,603	1,586	1,558	1,582
29/10/19	1,591	1,591	1,579	1,583		1,574	1,603	1,586	1,558	1,582
30/10/19	1,591	1,592	1,578	1,583		1,574	1,603	1,586	1,559	1,582
31/10/19	1,591	1,592	1,578	1,583		1,574	1,603	1,586	1,558	1,582
01/11/19	1,591	1,592	1,579	1,582		1,573	1,604	1,586	1,558	1,582
02/11/19	1,591	1,592	1,579	1,582		1,573	1,603	1,586	1,559	1,582
03/11/19	1,591	1,592	1,580	1,581		1,574	1,603	1,586	1,557	1,582
04/11/19	1,591	1,592	1,580	1,581		1,574	1,603	1,586	1,558	1,582
05/11/19	1,591	1,592	1,579	1,582		1,576	1,603	1,587	1,559	1,582
06/11/19	1,590	1,594	1,579	1,588		1,581	1,604	1,589	1,560	1,584
07/11/19	1,590	1,594	1,578	1,588		1,581	1,605	1,589	1,561	1,584
08/11/19	1,590	1,594	1,579	1,588		1,580	1,605	1,589	1,563	1,585
09/11/19	1,590	1,595	1,580	1,587		1,578	1,605	1,589	1,561	1,584
10/11/19	1,590	1,594	1,580	1,587		1,579	1,604	1,588	1,562	1,584
11/11/19	1,590	1,595	1,580	1,587		1,579	1,605	1,589	1,562	1,585
12/11/19	1,590	1,594	1,580	1,585		1,576	1,605	1,588	1,560	1,584
13/11/19	1,590	1,594	1,579	1,585		1,576	1,604	1,588	1,561	1,584
14/11/19	1,590	1,594	1,579	1,583		1,575	1,603	1,587	1,561	1,583
15/11/19	1,590	1,594	1,578	1,583		1,575	1,603	1,587	1,562	1,583
16/11/19	1,591	1,594	1,577	1,583		1,575	1,604	1,587	1,561	1,583
17/11/19	1,591	1,594	1,577	1,583		1,575	1,605	1,587	1,561	1,583
18/11/19	1,591	1,594	1,577	1,583		1,575	1,604	1,587	1,561	1,583
19/11/19	1,590	1,593	1,577	1,586		1,575	1,604	1,587	1,561	1,583
20/11/19	1,590	1,592	1,577	1,584		1,575	1,604	1,586	1,560	1,583
21/11/19	1,590	1,592	1,578	1,582		1,574	1,604	1,586	1,560	1,582
22/11/19	1,590	1,591	1,578	1,583		1,574	1,604	1,586	1,560	1,582

QUOTAZIONI E PREZZI GIORNALIERI – 01.01.2019 – 31.12.2019

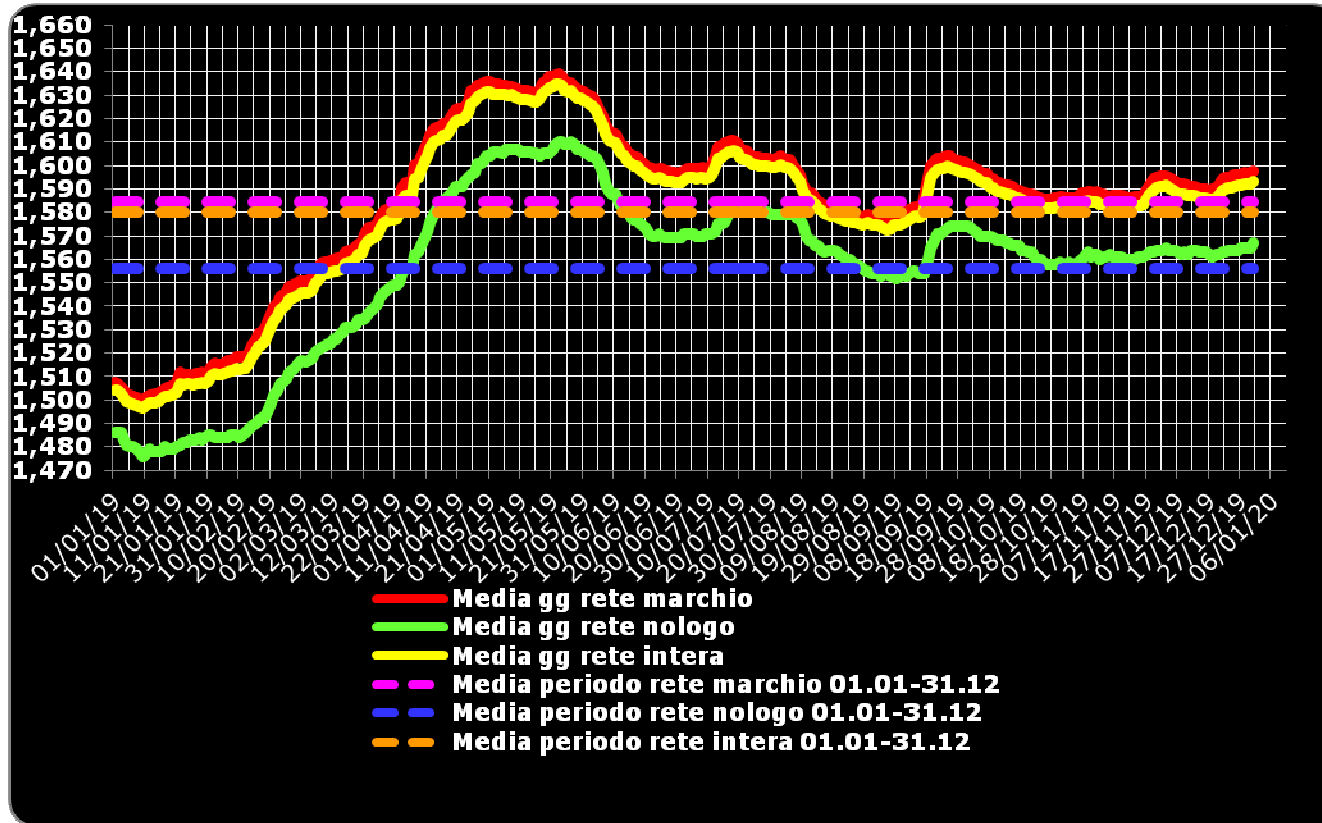
Data	AGIP ENI	API IP	ESSO	Q8	EX SHELL	TAMOIL	EX TOTALERG	MEDIA MARCHI	NO-LOGO	MEDIA RETE
23/11/19	1,590	1,593	1,578	1,583		1,576	1,605	1,587	1,560	1,583
24/11/19	1,589	1,594	1,578	1,583		1,577	1,604	1,587	1,561	1,583
25/11/19	1,589	1,594	1,578	1,583		1,577	1,604	1,587	1,561	1,583
26/11/19	1,591	1,594	1,578	1,582		1,578	1,604	1,587	1,561	1,584
27/11/19	1,596	1,595	1,578	1,587		1,578	1,605	1,590	1,562	1,586
28/11/19	1,599	1,596	1,580	1,587		1,581	1,605	1,592	1,563	1,588
29/11/19	1,603	1,598	1,582	1,587		1,585	1,607	1,594	1,563	1,590
30/11/19	1,605	1,598	1,584	1,587		1,585	1,608	1,595	1,564	1,591
01/12/19	1,606	1,599	1,585	1,587		1,585	1,608	1,596	1,564	1,591
02/12/19	1,606	1,599	1,585	1,587		1,585	1,608	1,596	1,564	1,591
03/12/19	1,607	1,599	1,585	1,585		1,583	1,610	1,596	1,565	1,591
04/12/19	1,606	1,599	1,585	1,585		1,582	1,610	1,595	1,564	1,591
05/12/19	1,605	1,599	1,584	1,584		1,581	1,611	1,594	1,564	1,590
06/12/19	1,602	1,599	1,584	1,583		1,580	1,611	1,593	1,564	1,589
07/12/19	1,601	1,598	1,583	1,583		1,580	1,610	1,592	1,563	1,588
08/12/19	1,600	1,598	1,583	1,583		1,580	1,610	1,592	1,562	1,588
09/12/19	1,600	1,598	1,583	1,583		1,580	1,610	1,592	1,563	1,588
10/12/19	1,600	1,597	1,582	1,582		1,579	1,609	1,591	1,562	1,587
11/12/19	1,599	1,596	1,582	1,582		1,579	1,607	1,591	1,564	1,587
12/12/19	1,599	1,595	1,582	1,585		1,578	1,605	1,591	1,564	1,587
13/12/19	1,599	1,594	1,582	1,585		1,579	1,604	1,591	1,564	1,587
14/12/19	1,599	1,593	1,581	1,585		1,579	1,604	1,590	1,563	1,586
15/12/19	1,599	1,593	1,582	1,584		1,577	1,604	1,590	1,563	1,586
16/12/19	1,599	1,593	1,582	1,584		1,577	1,604	1,590	1,563	1,586
17/12/19	1,599	1,593	1,581	1,584		1,576	1,604	1,590	1,562	1,586
18/12/19	1,598	1,592	1,581	1,589		1,576	1,604	1,590	1,561	1,586
19/12/19	1,598	1,592	1,582	1,589		1,577	1,603	1,590	1,562	1,586
20/12/19	1,601	1,593	1,583	1,589		1,578	1,602	1,591	1,562	1,587
21/12/19	1,605	1,593	1,584	1,594		1,580	1,602	1,594	1,563	1,590
22/12/19	1,606	1,594	1,584	1,594		1,581	1,603	1,595	1,563	1,590
23/12/19	1,606	1,595	1,584	1,595		1,581	1,602	1,595	1,564	1,591
24/12/19	1,606	1,595	1,585	1,594		1,582	1,604	1,595	1,564	1,591
25/12/19	1,607	1,595	1,587	1,593		1,582	1,606	1,596	1,564	1,591

QUOTAZIONI E PREZZI GIORNALIERI – 01.01.2019 – 31.12.2019

Data	AGIP ENI	API IP	ESSO	Q8	EX SHELL	TAMOIL	EX TOTALERG	MEDIA MARCHI	NO- LOGO	MEDIA RETE
26/12/19	1,607	1,595	1,587	1,593		1,582	1,607	1,596	1,564	1,591
27/12/19	1,607	1,595	1,587	1,593		1,582	1,605	1,596	1,565	1,592
28/12/19	1,606	1,596	1,588	1,599		1,584	1,608	1,597	1,565	1,592
29/12/19	1,606	1,596	1,587	1,599		1,584	1,608	1,597	1,565	1,592
30/12/19	1,606	1,596	1,588	1,600		1,584	1,608	1,597	1,565	1,592
31/12/19	1,609	1,596	1,588	1,599		1,585	1,606	1,598	1,567	1,593
MEDIA	1,586	1,591	1,578	1,580		1,578	1,595	1,584	1,556	1,580



Grafico prezzi benzina self media rete di marchio, rete no-logo e rete intera - Euro/litro



SEZIONE 2.2 – PREZZI ITALIA: RETE DI MARCHIO SERVITO – MEDIA RETE DI MARCHIO, RETE NO-LOGO E RETE GENERALE – BENZINA – EURO/LITRO

Data	AGIP ENI	API IP	ESSO	Q8	EX SHELL	TAMOIL	EX TOTALERG	MEDIA MARCHI	NO-LOGO	MEDIA RETE
01/01/19	1,643	1,752	1,653	1,691	1,479	1,624	1,697	1,671	1,529	1,644
02/01/19	1,642	1,750	1,653	1,690	1,479	1,625	1,696	1,671	1,529	1,643
03/01/19	1,641	1,749	1,649	1,687	1,499	1,624	1,694	1,669	1,527	1,641
04/01/19	1,640	1,744	1,647	1,691	1,499	1,623	1,688	1,668	1,525	1,640
05/01/19	1,640	1,740	1,645	1,690	1,499	1,623	1,685	1,667	1,523	1,639
06/01/19	1,640	1,742	1,645	1,686	1,499	1,621	1,685	1,666	1,523	1,639
07/01/19	1,640	1,741	1,644	1,686	1,499	1,622	1,686	1,666	1,522	1,638
08/01/19	1,641	1,741	1,643	1,683	1,499	1,622	1,685	1,666	1,522	1,639
09/01/19	1,640	1,742	1,643	1,682	1,499	1,621	1,682	1,666	1,520	1,637
10/01/19	1,641	1,742	1,642	1,684	1,499	1,622	1,683	1,666	1,519	1,638
11/01/19	1,644	1,742	1,642	1,679	1,499	1,622	1,686	1,667	1,520	1,639
12/01/19	1,644	1,740	1,645	1,680	1,499	1,620	1,686	1,666	1,520	1,638
13/01/19	1,644	1,740	1,644	1,681	1,499	1,620	1,686	1,666	1,520	1,639
14/01/19	1,644	1,742	1,644	1,682	1,499	1,620	1,686	1,667	1,520	1,639
15/01/19	1,645	1,742	1,644	1,687	1,499	1,620	1,683	1,667	1,521	1,640
16/01/19	1,650	1,740	1,646	1,686	1,499	1,618	1,684	1,668	1,522	1,641
17/01/19	1,651	1,743	1,648	1,688	1,499	1,619	1,683	1,670	1,522	1,643
18/01/19	1,652	1,743	1,646	1,688	1,499	1,621	1,684	1,670	1,521	1,642
19/01/19	1,653	1,742	1,646	1,687	1,499	1,621	1,682	1,670	1,520	1,641
20/01/19	1,656	1,742	1,645	1,688	1,499	1,620	1,682	1,670	1,521	1,642
21/01/19	1,657	1,744	1,646	1,688	1,499	1,620	1,683	1,671	1,521	1,643
22/01/19	1,660	1,743	1,648	1,688	1,499	1,622	1,686	1,673	1,520	1,644
23/01/19	1,660	1,748	1,648	1,690	1,499	1,625	1,687	1,674	1,522	1,646
24/01/19	1,661	1,749	1,649	1,689	1,499	1,627	1,686	1,675	1,524	1,646
25/01/19	1,661	1,747	1,652	1,691	1,499	1,628	1,686	1,675	1,525	1,648
26/01/19	1,662	1,746	1,650	1,694	1,499	1,628	1,685	1,676	1,524	1,647
27/01/19	1,662	1,745	1,650	1,694	1,499	1,628	1,685	1,676	1,524	1,646
28/01/19	1,662	1,746	1,651	1,694	1,499	1,629	1,687	1,677	1,525	1,647
29/01/19	1,662	1,750	1,652	1,690	1,499	1,629	1,684	1,677	1,526	1,647

QUOTAZIONI E PREZZI GIORNALIERI – 01.01.2019 – 31.12.2019

Data	AGIP ENI	API IP	ESSO	Q8	EX SHELL	TAMOIL	EX TOTALERG	MEDIA MARCHI	NO-LOGO	MEDIA RETE
30/01/19	1,662	1,743	1,654	1,690	1,499	1,629	1,684	1,676	1,526	1,646
31/01/19	1,664	1,745	1,652	1,692	1,499	1,629	1,686	1,677	1,527	1,647
01/02/19	1,667	1,748	1,653	1,696	1,499	1,627	1,688	1,679	1,527	1,649
02/02/19	1,668	1,749	1,653	1,696	1,499	1,627	1,691	1,680	1,526	1,651
03/02/19	1,669	1,748	1,652	1,696	1,499	1,626	1,691	1,680	1,524	1,651
04/02/19	1,669	1,749	1,651	1,696	1,499	1,625	1,690	1,680	1,525	1,651
05/02/19	1,667	1,748	1,653	1,696	1,499	1,627	1,688	1,679	1,527	1,649
06/02/19	1,668	1,749	1,653	1,696	1,499	1,627	1,691	1,680	1,526	1,651
07/02/19	1,669	1,748	1,652	1,696	1,499	1,626	1,691	1,680	1,524	1,651
08/02/19	1,669	1,749	1,651	1,696	1,499	1,625	1,690	1,680	1,525	1,651
09/02/19	1,670	1,749	1,652	1,699	1,499	1,626	1,691	1,680	1,525	1,651
10/02/19	1,670	1,752	1,653	1,700	1,499	1,627	1,690	1,681	1,524	1,652
11/02/19	1,670	1,750	1,655	1,700	1,654	1,629	1,689	1,681	1,525	1,652
12/02/19	1,670	1,749	1,654	1,700	1,654	1,629	1,688	1,681	1,526	1,651
13/02/19	1,671	1,745	1,656	1,701	1,654	1,630	1,690	1,681	1,526	1,650
14/02/19	1,671	1,745	1,655	1,699	1,654	1,630	1,689	1,681	1,525	1,650
15/02/19	1,671	1,745	1,656	1,699	1,654	1,629	1,689	1,681	1,526	1,650
16/02/19	1,671	1,743	1,656	1,700	1,654	1,625	1,691	1,680	1,527	1,650
17/02/19	1,676	1,745	1,657	1,701	1,654	1,626	1,695	1,683	1,528	1,653
18/02/19	1,677	1,749	1,659	1,704	1,654	1,628	1,697	1,685	1,529	1,656
19/02/19	1,679	1,753	1,662	1,706	1,654	1,629	1,697	1,687	1,531	1,658
20/02/19	1,683	1,755	1,664	1,708	1,654	1,630	1,697	1,689	1,532	1,659
21/02/19	1,684	1,757	1,665	1,709	1,654	1,629	1,700	1,690	1,533	1,660
22/02/19	1,684	1,756	1,666	1,711	1,654	1,630	1,699	1,691	1,534	1,661
23/02/19	1,686	1,759	1,673	1,710	1,654	1,637	1,703	1,694	1,537	1,664
24/02/19	1,692	1,757	1,680	1,712	1,654	1,640	1,703	1,697	1,540	1,667
25/02/19	1,694	1,757	1,681	1,717	1,499	1,640	1,703	1,699	1,542	1,668
26/02/19	1,698	1,757	1,682	1,718	1,654	1,641	1,706	1,701	1,544	1,670
27/02/19	1,702	1,757	1,682	1,719	1,654	1,641	1,709	1,703	1,546	1,672
28/02/19	1,704	1,758	1,682	1,719	1,654	1,643	1,710	1,704	1,548	1,673
01/03/19	1,708	1,766	1,685	1,734	1,509	1,642	1,716	1,710	1,554	1,680
02/03/19	1,709	1,767	1,685	1,734	1,509	1,641	1,716	1,711	1,556	1,679
03/03/19	1,709	1,769	1,686	1,733	1,659	1,640	1,715	1,711	1,556	1,679

QUOTAZIONI E PREZZI GIORNALIERI – 01.01.2019 – 31.12.2019

Data	AGIP ENI	API IP	ESSO	Q8	EX SHELL	TAMOIL	EX TOTALERG	MEDIA MARCHI	NO-LOGO	MEDIA RETE
04/03/19	1,709	1,770	1,686	1,734	1,659	1,640	1,717	1,711	1,556	1,679
05/03/19	1,711	1,771	1,688	1,732	1,664	1,640	1,717	1,712	1,559	1,682
06/03/19	1,715	1,772	1,689	1,730	1,664	1,641	1,720	1,714	1,560	1,685
07/03/19	1,716	1,775	1,689	1,736	1,664	1,643	1,724	1,716	1,561	1,687
08/03/19	1,716	1,777	1,690	1,737	1,664	1,644	1,726	1,717	1,562	1,688
09/03/19	1,717	1,779	1,693	1,739	1,679	1,644	1,727	1,719	1,563	1,690
10/03/19	1,717	1,778	1,694	1,740	1,679	1,644	1,728	1,719	1,562	1,690
11/03/19	1,717	1,778	1,695	1,741	1,679	1,643	1,729	1,719	1,563	1,690
12/03/19	1,717	1,780	1,696	1,741	1,679	1,641	1,730	1,720	1,564	1,690
13/03/19	1,717	1,781	1,695	1,742	1,679	1,641	1,731	1,720	1,565	1,689
14/03/19	1,719	1,778	1,697	1,740	1,679	1,641	1,734	1,720	1,566	1,689
15/03/19	1,720	1,775	1,699	1,738	1,679	1,642	1,733	1,720	1,568	1,690
16/03/19	1,725	1,775	1,696	1,739	1,519	1,642	1,733	1,721	1,569	1,691
17/03/19	1,726	1,775	1,695	1,736	1,519	1,642	1,734	1,721	1,569	1,691
18/03/19	1,726	1,776	1,695	1,737	1,519	1,642	1,732	1,721	1,569	1,691
19/03/19	1,727	1,779	1,698	1,742	1,529	1,642	1,733	1,723	1,571	1,693
20/03/19	1,728	1,777	1,701	1,743	1,529	1,642	1,735	1,724	1,572	1,694
21/03/19	1,729	1,777	1,701	1,746	1,529	1,644	1,734	1,724	1,574	1,695
22/03/19	1,734	1,782	1,704	1,748	1,529	1,648	1,738	1,729	1,574	1,699
23/03/19	1,736	1,782	1,708	1,752	1,529	1,649	1,740	1,731	1,575	1,701
24/03/19	1,736	1,781	1,708	1,752	1,529	1,650	1,739	1,731	1,576	1,701
25/03/19	1,736	1,782	1,708	1,752	1,529	1,649	1,740	1,731	1,576	1,701
26/03/19	1,738	1,781	1,709	1,753	1,539	1,650	1,739	1,731	1,579	1,702
27/03/19	1,743	1,783	1,709	1,749	1,539	1,652	1,741	1,734	1,581	1,705
28/03/19	1,745	1,783	1,713	1,751	1,539	1,654	1,744	1,736	1,583	1,707
29/03/19	1,746	1,785	1,714	1,754	1,539	1,656	1,746	1,737	1,584	1,708
30/03/19	1,747	1,786	1,716	1,753	1,539	1,657	1,747	1,738	1,585	1,709
31/03/19	1,746	1,788	1,717	1,752	1,539	1,657	1,747	1,738	1,586	1,709
01/04/19	1,747	1,789	1,718	1,753	1,539	1,657	1,748	1,739	1,587	1,710
02/04/19	1,751	1,790	1,720	1,756	1,539	1,662	1,750	1,742	1,588	1,713
03/04/19	1,759	1,792	1,722	1,760	1,539	1,668	1,750	1,746	1,591	1,717
04/04/19	1,763	1,792	1,724	1,760	1,539	1,671	1,752	1,748	1,594	1,718
05/04/19	1,763	1,792	1,724	1,760	1,539	1,671	1,752	1,748	1,594	1,718

QUOTAZIONI E PREZZI GIORNALIERI – 01.01.2019 – 31.12.2019

Data	AGIP ENI	API IP	ESSO	Q8	EX SHELL	TAMOIL	EX TOTALERG	MEDIA MARCHI	NO-LOGO	MEDIA RETE
06/04/19	1,763	1,792	1,724	1,760	1,539	1,671	1,752	1,748	1,594	1,718
07/04/19	1,771	1,794	1,729	1,765	1,539	1,682	1,756	1,755	1,599	1,724
08/04/19	1,772	1,795	1,730	1,766	1,539	1,682	1,757	1,755	1,600	1,725
09/04/19	1,776	1,799	1,733	1,768	1,539	1,687	1,759	1,759	1,602	1,728
10/04/19	1,781	1,801	1,739	1,769	1,539	1,692	1,763	1,763	1,606	1,732
11/04/19	1,783	1,800	1,742	1,768	1,559	1,695	1,765	1,764	1,608	1,734
12/04/19	1,784	1,802	1,744	1,765	1,559	1,696	1,767	1,765	1,610	1,735
13/04/19	1,784	1,807	1,747	1,768	1,559	1,701	1,772	1,768	1,614	1,738
14/04/19	1,784	1,808	1,749	1,770	1,559	1,702	1,774	1,769	1,616	1,739
15/04/19	1,784	1,809	1,749	1,771	1,559	1,702	1,775	1,770	1,617	1,740
16/04/19	1,785	1,811	1,751	1,771	1,559	1,706	1,777	1,771	1,622	1,742
17/04/19	1,785	1,812	1,752	1,772	1,559	1,707	1,778	1,771	1,623	1,740
18/04/19	1,787	1,811	1,753	1,773	1,559	1,711	1,777	1,772	1,624	1,742
19/04/19	1,792	1,812	1,754	1,774	1,559	1,714	1,780	1,775	1,625	1,745
20/04/19	1,794	1,812	1,757	1,768	1,559	1,716	1,783	1,776	1,628	1,747
21/04/19	1,794	1,813	1,756	1,767	1,559	1,717	1,782	1,777	1,627	1,747
22/04/19	1,794	1,813	1,756	1,768	1,559	1,716	1,783	1,777	1,628	1,747
23/04/19	1,796	1,815	1,758	1,765	1,559	1,717	1,785	1,778	1,629	1,750
24/04/19	1,798	1,818	1,758	1,768	1,569	1,719	1,791	1,781	1,632	1,753
25/04/19	1,802	1,824	1,760	1,769	1,609	1,723	1,794	1,785	1,633	1,755
26/04/19	1,803	1,827	1,762	1,771	1,609	1,723	1,794	1,786	1,634	1,756
27/04/19	1,805	1,825	1,765	1,772	1,609	1,726	1,794	1,787	1,638	1,758
28/04/19	1,805	1,825	1,768	1,770	1,609	1,726	1,791	1,787	1,637	1,758
29/04/19	1,805	1,824	1,769	1,770	1,609	1,727	1,793	1,787	1,637	1,758
30/04/19	1,805	1,824	1,769	1,770	1,609	1,729	1,793	1,788	1,639	1,758
01/05/19	1,805	1,825	1,771	1,771	1,609	1,729	1,792	1,788	1,638	1,759
02/05/19	1,805	1,817	1,772	1,771	0,000	1,730	1,792	1,785	1,641	1,755
03/05/19	1,803	1,819	1,769	1,771	1,609	1,731	1,794	1,785	1,641	1,756
04/05/19	1,800	1,822	1,771	1,775	1,609	1,731	1,793	1,786	1,642	1,757
05/05/19	1,800	1,824	1,770	1,774	1,609	1,729	1,795	1,786	1,642	1,757
06/05/19	1,800	1,825	1,770	1,774	1,609	1,729	1,796	1,787	1,643	1,758
07/05/19	1,800	1,825	1,770	1,771	1,609	1,730	1,797	1,787	1,644	1,760
08/05/19	1,799	1,826	1,768	1,771	1,609	1,731	1,796	1,787	1,643	1,759

QUOTAZIONI E PREZZI GIORNALIERI – 01.01.2019 – 31.12.2019

Data	AGIP ENI	API IP	ESSO	Q8	EX SHELL	TAMOIL	EX TOTALERG	MEDIA MARCHI	NO-LOGO	MEDIA RETE
09/05/19	1,799	1,824	1,769	1,771	1,599	1,730	1,796	1,787	1,643	1,759
10/05/19	1,799	1,822	1,769	1,772	1,599	1,729	1,794	1,786	1,643	1,757
11/05/19	1,800	1,821	1,771	1,772	1,599	1,730	1,794	1,786	1,642	1,758
12/05/19	1,800	1,822	1,770	1,772	1,599	1,728	1,793	1,786	1,642	1,758
13/05/19	1,800	1,823	1,770	1,772	1,599	1,728	1,794	1,786	1,642	1,758
14/05/19	1,799	1,824	1,770	1,772	1,599	1,728	1,794	1,786	1,642	1,758
15/05/19	1,800	1,824	1,769	1,774	1,599	1,727	1,794	1,786	1,641	1,757
16/05/19	1,800	1,825	1,769	1,774	1,599	1,725	1,793	1,785	1,642	1,757
17/05/19	1,802	1,822	1,769	1,773	1,599	1,727	1,794	1,786	1,641	1,757
18/05/19	1,805	1,825	1,772	1,772	1,599	1,730	1,791	1,788	1,641	1,760
19/05/19	1,805	1,827	1,773	1,771	1,599	1,732	1,791	1,789	1,642	1,761
20/05/19	1,805	1,828	1,774	1,772	1,599	1,732	1,791	1,789	1,642	1,761
21/05/19	1,806	1,825	1,774	1,773	1,599	1,734	1,792	1,789	1,643	1,761
22/05/19	1,807	1,827	1,776	1,774	1,599	1,735	1,792	1,791	1,645	1,763
23/05/19	1,807	1,827	1,776	1,775	1,609	1,735	1,792	1,791	1,645	1,763
24/05/19	1,807	1,827	1,777	1,773	1,609	1,735	1,793	1,791	1,646	1,763
25/05/19	1,806	1,825	1,776	1,773	1,609	1,733	1,795	1,790	1,647	1,761
26/05/19	1,806	1,823	1,778	1,775	1,609	1,733	1,792	1,789	1,647	1,761
27/05/19	1,806	1,823	1,778	1,774	1,609	1,733	1,792	1,789	1,647	1,761
28/05/19	1,804	1,824	1,776	1,774	1,609	1,732	1,791	1,789	1,646	1,760
29/05/19	1,802	1,823	1,775	1,773	1,609	1,732	1,792	1,788	1,645	1,760
30/05/19	1,801	1,823	1,774	1,774	1,609	1,732	1,793	1,788	1,645	1,760
31/05/19	1,800	1,822	1,774	1,776	1,609	1,731	1,793	1,787	1,644	1,759
01/06/19	1,800	1,820	1,773	1,773	1,609	1,729	1,791	1,786	1,642	1,757
02/06/19	1,798	1,820	1,771	1,771	1,599	1,728	1,792	1,785	1,640	1,756
03/06/19	1,797	1,820	1,771	1,771	1,599	1,728	1,791	1,784	1,641	1,756
04/06/19	1,794	1,818	1,769	1,769	1,599	1,726	1,792	1,783	1,640	1,755
05/06/19	1,791	1,819	1,767	1,769	1,599	1,726	1,790	1,781	1,637	1,753
06/06/19	1,787	1,817	1,763	1,766	1,599	1,721	1,787	1,778	1,633	1,750
07/06/19	1,783	1,816	1,760	1,765	1,599	1,718	1,781	1,775	1,630	1,746
08/06/19	1,780	1,812	1,756	1,765	1,599	1,716	1,777	1,772	1,627	1,743
09/06/19	1,778	1,812	1,755	1,763	1,599	1,714	1,775	1,770	1,625	1,741
10/06/19	1,778	1,811	1,755	1,765	1,599	1,714	1,775	1,770	1,625	1,741

QUOTAZIONI E PREZZI GIORNALIERI – 01.01.2019 – 31.12.2019

Data	AGIP ENI	API IP	ESSO	Q8	EX SHELL	TAMOIL	EX TOTALERG	MEDIA MARCHI	NO-LOGO	MEDIA RETE
11/06/19	1,775	1,807	1,753	1,760	1,599	1,711	1,774	1,767	1,623	1,738
12/06/19	1,774	1,803	1,752	1,764	1,599	1,712	1,770	1,766	1,621	1,737
13/06/19	1,773	1,802	1,750	1,762	1,599	1,710	1,769	1,765	1,620	1,735
14/06/19	1,773	1,799	1,750	1,759	1,599	1,709	1,768	1,763	1,619	1,734
15/06/19	1,772	1,797	1,747	1,757	1,599	1,710	1,769	1,762	1,618	1,733
16/06/19	1,772	1,798	1,745	1,757	1,599	1,710	1,767	1,761	1,617	1,732
17/06/19	1,772	1,798	1,745	1,758	1,599	1,710	1,767	1,762	1,618	1,733
18/06/19	1,772	1,798	1,744	1,757	1,589	1,708	1,767	1,761	1,616	1,732
19/06/19	1,772	1,798	1,742	1,754	1,589	1,706	1,766	1,760	1,614	1,731
20/06/19	1,771	1,797	1,741	1,754	1,589	1,705	1,766	1,759	1,613	1,730
21/06/19	1,770	1,794	1,739	1,752	1,589	1,706	1,764	1,757	1,612	1,728
22/06/19	1,770	1,794	1,739	1,753	1,589	1,703	1,763	1,757	1,611	1,727
23/06/19	1,770	1,793	1,740	1,750	1,589	1,703	1,762	1,757	1,611	1,727
24/06/19	1,770	1,795	1,740	1,750	1,589	1,703	1,763	1,757	1,611	1,727
25/06/19	1,771	1,795	1,739	1,747	1,589	1,703	1,765	1,757	1,610	1,726
26/06/19	1,770	1,798	1,738	1,749	1,589	1,702	1,765	1,757	1,610	1,726
27/06/19	1,770	1,798	1,738	1,752	1,589	1,702	1,767	1,758	1,609	1,726
28/06/19	1,771	1,797	1,738	1,749	1,589	1,703	1,767	1,757	1,609	1,727
29/06/19	1,770	1,795	1,737	1,750	1,589	1,703	1,766	1,756	1,609	1,726
30/06/19	1,770	1,795	1,736	1,751	1,589	1,702	1,765	1,756	1,611	1,726
01/07/19	1,771	1,793	1,736	1,753	1,589	1,702	1,764	1,756	1,611	1,726
02/07/19	1,771	1,799	1,737	1,754	1,589	1,702	1,766	1,758	1,611	1,729
03/07/19	1,770	1,800	1,736	1,753	1,589	1,702	1,766	1,758	1,611	1,729
04/07/19	1,770	1,799	1,736	1,749	1,589	1,702	1,768	1,758	1,611	1,729
05/07/19	1,770	1,800	1,738	1,751	1,589	1,700	1,769	1,759	1,611	1,729
06/07/19	1,771	1,802	1,737	1,750	1,589	1,698	1,770	1,759	1,611	1,730
07/07/19	1,770	1,804	1,737	1,750	1,589	1,698	1,771	1,759	1,610	1,730
08/07/19	1,770	1,803	1,737	1,750	1,589	1,698	1,772	1,759	1,610	1,730
09/07/19	1,771	1,799	1,738	1,751	1,589	1,698	1,767	1,758	1,610	1,729
10/07/19	1,771	1,797	1,738	1,750	1,589	1,697	1,766	1,757	1,610	1,728
11/07/19	1,771	1,799	1,740	1,751	1,589	1,697	1,767	1,758	1,611	1,729
12/07/19	1,773	1,802	1,739	1,751	1,589	1,700	1,770	1,760	1,612	1,731
13/07/19	1,776	1,805	1,746	1,754	1,589	1,710	1,772	1,765	1,614	1,735

QUOTAZIONI E PREZZI GIORNALIERI – 01.01.2019 – 31.12.2019

Data	AGIP ENI	API IP	ESSO	Q8	EX SHELL	TAMOIL	EX TOTALERG	MEDIA MARCHI	NO- LOGO	MEDIA RETE
14/07/19	1,777	1,805	1,748	1,752	1,589	1,709	1,772	1,765	1,614	1,735
15/07/19	1,778	1,806	1,748	1,754	1,589	1,709	1,773	1,766	1,615	1,736
16/07/19	1,778	1,807	1,749	1,753	1,589	1,712	1,779	1,767	1,617	1,738
17/07/19	1,779	1,810	1,750	1,756	1,589	1,713	1,776	1,769	1,618	1,739
18/07/19	1,779	1,809	1,749	1,756	1,589	1,713	1,777	1,768	1,619	1,739
19/07/19	1,778	1,808	1,750	1,757	1,589	1,713	1,777	1,768	1,620	1,739
20/07/19	1,775	1,807	1,746	1,755	1,589	1,710	1,776	1,766	1,619	1,736
21/07/19	1,774	1,805	1,746	1,755	1,589	1,709	1,774	1,764	1,619	1,735
22/07/19	1,774	1,805	1,747	1,755	1,589	1,710	1,773	1,765	1,619	1,735
23/07/19	1,772	1,803	1,747	1,753	1,589	1,708	1,771	1,763	1,619	1,734
24/07/19	1,771	1,804	1,746	1,752	1,589	1,709	1,774	1,763	1,618	1,734
25/07/19	1,770	1,803	1,745	1,751	1,589	1,707	1,776	1,762	1,618	1,734
26/07/19	1,770	1,804	1,744	1,752	1,589	1,707	1,776	1,762	1,618	1,734
27/07/19	1,769	1,805	1,746	1,752	1,589	1,707	1,771	1,762	1,619	1,734
28/07/19	1,768	1,806	1,745	1,749	1,589	1,708	1,771	1,761	1,619	1,733
29/07/19	1,768	1,805	1,745	1,750	1,589	1,707	1,772	1,761	1,619	1,733
30/07/19	1,769	1,806	1,742	1,750	1,589	1,708	1,776	1,761	1,618	1,733
31/07/19	1,770	1,803	1,741	1,744	1,589	1,707	1,774	1,760	1,620	1,732
01/08/19	1,770	1,806	1,743	1,748	1,589	1,707	1,775	1,762	1,620	1,733
02/08/19	1,770	1,807	1,745	1,749	1,589	1,707	1,774	1,762	1,620	1,734
03/08/19	1,769	1,805	1,744	1,752	1,589	1,708	1,775	1,762	1,619	1,733
04/08/19	1,769	1,803	1,743	1,753	1,589	1,708	1,775	1,762	1,619	1,732
05/08/19	1,769	1,804	1,743	1,753	1,589	1,708	1,775	1,762	1,618	1,732
06/08/19	1,766	1,805	1,745	1,753	1,589	1,704	1,776	1,761	1,620	1,733
07/08/19	1,761	1,804	1,741	1,754	1,589	1,702	1,773	1,758	1,618	1,731
08/08/19	1,758	1,801	1,739	1,754	1,589	1,701	1,772	1,756	1,616	1,729
09/08/19	1,753	1,799	1,737	1,749	1,589	1,698	1,768	1,753	1,614	1,726
10/08/19	1,750	1,797	1,736	1,749	1,589	1,695	1,767	1,751	1,610	1,724
11/08/19	1,748	1,797	1,733	1,746	1,589	1,694	1,765	1,749	1,608	1,722
12/08/19	1,747	1,794	1,734	1,745	1,589	1,693	1,764	1,749	1,607	1,721
13/08/19	1,745	1,794	1,731	1,739	1,589	1,690	1,762	1,746	1,606	1,718
14/08/19	1,743	1,793	1,730	1,736	1,589	1,689	1,761	1,745	1,606	1,717
15/08/19	1,742	1,791	1,727	1,737	1,589	1,686	1,760	1,743	1,606	1,715

QUOTAZIONI E PREZZI GIORNALIERI – 01.01.2019 – 31.12.2019

Data	AGIP ENI	API IP	ESSO	Q8	EX SHELL	TAMOIL	EX TOTALERG	MEDIA MARCHI	NO-LOGO	MEDIA RETE
16/08/19	1,743	1,790	1,727	1,739	1,589	1,686	1,761	1,743	1,604	1,715
17/08/19	1,744	1,783	1,725	1,738	1,589	1,684	1,760	1,740	1,605	1,713
18/08/19	1,744	1,785	1,725	1,738	1,589	1,684	1,758	1,740	1,605	1,712
19/08/19	1,744	1,785	1,725	1,737	1,589	1,685	1,760	1,740	1,605	1,712
20/08/19	1,744	1,784	1,724	1,742	1,589	1,682	1,762	1,740	1,601	1,711
21/08/19	1,743	1,784	1,724	1,745	1,589	1,682	1,759	1,740	1,600	1,711
22/08/19	1,742	1,782	1,726	1,743	1,589	1,684	1,759	1,740	1,600	1,710
23/08/19	1,742	1,782	1,720	1,744	1,569	1,683	1,757	1,739	1,600	1,709
24/08/19	1,742	1,782	1,720	1,742	1,569	1,682	1,757	1,739	1,601	1,709
25/08/19	1,741	1,783	1,719	1,738	1,569	1,682	1,756	1,738	1,600	1,708
26/08/19	1,741	1,783	1,719	1,741	1,569	1,680	1,755	1,738	1,600	1,709
27/08/19	1,741	1,783	1,718	1,739	1,569	1,681	1,755	1,738	1,599	1,709
28/08/19	1,741	1,780	1,718	1,737	1,569	1,681	1,752	1,737	1,598	1,708
29/08/19	1,741	1,781	1,719	1,734	1,569	1,680	1,752	1,737	1,597	1,708
30/08/19	1,741	1,781	1,721	1,730	1,569	1,681	1,753	1,737	1,598	1,708
31/08/19	1,741	1,781	1,719	1,735	1,569	1,683	1,753	1,737	1,596	1,708
01/09/19	1,740	1,781	1,720	1,736	1,569	1,683	1,754	1,737	1,597	1,708
02/09/19	1,740	1,781	1,720	1,734	1,569	1,683	1,754	1,737	1,597	1,708
03/09/19	1,740	1,782	1,720	1,732	1,549	1,668	1,753	1,736	1,597	1,707
04/09/19	1,740	1,781	1,719	1,734	1,549	1,667	1,752	1,735	1,595	1,707
05/09/19	1,741	1,781	1,718	1,735	1,549	1,666	1,749	1,735	1,595	1,707
06/09/19	1,742	1,782	1,717	1,734	1,549	1,665	1,748	1,735	1,595	1,708
07/09/19	1,745	1,782	1,719	1,729	1,549	1,667	1,746	1,736	1,595	1,710
08/09/19	1,745	1,782	1,716	1,728	1,549	1,666	1,746	1,736	1,594	1,709
09/09/19	1,746	1,782	1,716	1,729	1,549	1,665	1,746	1,736	1,594	1,709
10/09/19	1,747	1,782	1,717	1,731	1,549	1,665	1,745	1,737	1,594	1,710
11/09/19	1,748	1,784	1,718	1,733	1,549	1,664	1,745	1,738	1,596	1,711
12/09/19	1,749	1,784	1,718	1,734	1,549	1,667	1,744	1,738	1,595	1,711
13/09/19	1,753	1,783	1,718	1,737	1,549	1,666	1,745	1,740	1,595	1,712
14/09/19	1,754	1,783	1,719	1,736	1,549	1,666	1,746	1,740	1,595	1,712
15/09/19	1,754	1,782	1,721	1,734	1,549	1,666	1,746	1,740	1,595	1,711
16/09/19	1,755	1,783	1,721	1,735	1,549	1,666	1,747	1,741	1,595	1,712
17/09/19	1,755	1,784	1,722	1,741	1,549	1,669	1,748	1,742	1,596	1,714

QUOTAZIONI E PREZZI GIORNALIERI – 01.01.2019 – 31.12.2019

Data	AGIP ENI	API IP	ESSO	Q8	EX SHELL	TAMOIL	EX TOTALERG	MEDIA MARCHI	NO-LOGO	MEDIA RETE
18/09/19	1,760	1,787	1,729	1,743	1,549	1,681	1,756	1,747	1,600	1,719
19/09/19	1,769	1,792	1,738	1,744	1,569	1,685	1,759	1,754	1,605	1,725
20/09/19	1,771	1,791	1,740	1,748	1,569	1,686	1,763	1,756	1,608	1,727
21/09/19	1,772	1,793	1,742	1,749	1,569	1,689	1,763	1,757	1,610	1,729
22/09/19	1,772	1,793	1,742	1,749	1,569	1,689	1,764	1,758	1,610	1,729
23/09/19	1,773	1,793	1,742	1,750	1,569	1,689	1,765	1,758	1,610	1,729
24/09/19	1,774	1,795	1,744	1,748	1,569	1,690	1,765	1,759	1,611	1,730
25/09/19	1,775	1,794	1,744	1,748	1,569	1,691	1,761	1,759	1,611	1,730
26/09/19	1,775	1,794	1,743	1,749	1,569	1,691	1,756	1,757	1,612	1,727
27/09/19	1,776	1,790	1,745	1,751	1,569	1,687	1,758	1,757	1,613	1,727
28/09/19	1,776	1,790	1,743	1,752	1,569	1,687	1,761	1,757	1,613	1,727
29/09/19	1,775	1,791	1,742	1,751	1,569	1,687	1,761	1,756	1,613	1,727
30/09/19	1,775	1,791	1,742	1,752	1,569	1,688	1,763	1,757	1,613	1,727
01/10/19	1,771	1,790	1,742	1,745	1,589	1,687	1,765	1,755	1,612	1,726
02/10/19	1,770	1,791	1,741	1,744	1,589	1,685	1,766	1,755	1,613	1,727
03/10/19	1,769	1,793	1,737	1,741	1,589	1,685	1,763	1,754	1,613	1,726
04/10/19	1,769	1,793	1,737	1,740	1,589	1,685	1,764	1,754	1,612	1,726
05/10/19	1,768	1,794	1,737	1,741	1,589	1,683	1,763	1,754	1,611	1,726
06/10/19	1,767	1,793	1,736	1,739	1,589	1,683	1,762	1,753	1,610	1,725
07/10/19	1,766	1,793	1,736	1,738	1,589	1,682	1,760	1,752	1,610	1,724
08/10/19	1,763	1,793	1,735	1,739	1,589	1,678	1,758	1,750	1,610	1,723
09/10/19	1,762	1,794	1,734	1,737	1,589	1,678	1,760	1,750	1,610	1,722
10/10/19	1,761	1,792	1,732	1,737	1,589	1,677	1,759	1,749	1,608	1,721
11/10/19	1,760	1,791	1,731	1,737	1,589	1,676	1,759	1,748	1,608	1,720
12/10/19	1,760	1,791	1,731	1,737	1,589	1,677	1,760	1,748	1,607	1,720
13/10/19	1,760	1,790	1,731	1,736	1,589	1,677	1,759	1,748	1,606	1,719
14/10/19	1,760	1,790	1,730	1,735	1,589	1,677	1,760	1,747	1,606	1,719
15/10/19	1,760	1,790	1,731	1,730	1,589	1,675	1,761	1,747	1,605	1,718
16/10/19	1,759	1,790	1,729	1,732	1,589	1,674	1,757	1,746	1,605	1,717
17/10/19	1,759	1,791	1,729	1,732	1,589	1,672	1,756	1,746	1,605	1,717
18/10/19	1,760	1,789	1,728	1,733	1,589	1,670	1,756	1,745	1,604	1,716
19/10/19	1,760	1,788	1,727	1,734	1,589	1,669	1,756	1,745	1,604	1,716
20/10/19	1,760	1,788	1,727	1,734	1,589	1,670	1,755	1,744	1,603	1,715

QUOTAZIONI E PREZZI GIORNALIERI – 01.01.2019 – 31.12.2019

Data	AGIP ENI	API IP	ESSO	Q8	EX SHELL	TAMOIL	EX TOTALERG	MEDIA MARCHI	NO-LOGO	MEDIA RETE
21/10/19	1,760	1,787	1,727	1,735	1,589	1,670	1,754	1,744	1,604	1,716
22/10/19	1,760	1,785	1,727	1,737	1,589	1,671	1,753	1,744	1,602	1,715
23/10/19	1,760	1,785	1,727	1,737	1,589	1,672	1,755	1,745	1,602	1,715
24/10/19	1,759	1,785	1,727	1,737	1,589	1,672	1,754	1,744	1,601	1,715
25/10/19	1,759	1,786	1,726	1,738	1,589	1,672	1,753	1,744	1,600	1,715
26/10/19	1,759	1,787	1,727	1,736	1,589	1,669	1,752	1,744	1,600	1,715
27/10/19	1,759	1,787	1,726	1,736	1,589	1,668	1,751	1,744	1,599	1,715
28/10/19	1,759	1,787	1,726	1,736	1,589	1,668	1,751	1,744	1,599	1,715
29/10/19	1,759	1,789	1,725	1,738	1,589	1,666	1,751	1,744	1,599	1,715
30/10/19	1,759	1,788	1,725	1,740	1,589	1,667	1,754	1,744	1,598	1,715
31/10/19	1,759	1,787	1,727	1,740	1,589	1,666	1,753	1,744	1,600	1,715
01/11/19	1,759	1,785	1,727	1,740	1,589	1,664	1,752	1,743	1,600	1,713
02/11/19	1,759	1,784	1,728	1,742	1,589	1,664	1,752	1,742	1,600	1,714
03/11/19	1,759	1,785	1,728	1,742	1,589	1,664	1,749	1,742	1,599	1,714
04/11/19	1,759	1,785	1,727	1,740	1,589	1,664	1,749	1,742	1,599	1,714
05/11/19	1,759	1,785	1,728	1,739	1,589	1,668	1,749	1,743	1,600	1,715
06/11/19	1,759	1,789	1,726	1,742	1,589	1,671	1,751	1,744	1,600	1,716
07/11/19	1,758	1,789	1,727	1,742	1,589	1,672	1,753	1,745	1,599	1,716
08/11/19	1,759	1,789	1,727	1,741	1,589	1,673	1,755	1,746	1,602	1,718
09/11/19	1,758	1,789	1,727	1,740	1,589	1,673	1,753	1,745	1,601	1,716
10/11/19	1,758	1,788	1,727	1,740	1,589	1,674	1,753	1,745	1,601	1,716
11/11/19	1,759	1,788	1,728	1,742	1,589	1,674	1,754	1,746	1,601	1,717
12/11/19	1,758	1,788	1,727	1,744	1,589	1,670	1,753	1,745	1,600	1,716
13/11/19	1,758	1,787	1,727	1,741	1,589	1,670	1,750	1,744	1,602	1,716
14/11/19	1,758	1,784	1,726	1,742	1,589	1,668	1,751	1,743	1,603	1,715
15/11/19	1,758	1,783	1,726	1,742	1,589	1,668	1,750	1,743	1,602	1,715
16/11/19	1,758	1,783	1,727	1,742	1,589	1,669	1,753	1,744	1,603	1,716
17/11/19	1,758	1,783	1,727	1,742	1,589	1,669	1,754	1,744	1,603	1,716
18/11/19	1,757	1,784	1,728	1,741	1,589	1,668	1,752	1,743	1,603	1,716
19/11/19	1,757	1,784	1,728	1,739	1,589	1,671	1,752	1,743	1,604	1,716
20/11/19	1,757	1,785	1,728	1,741	1,589	1,670	1,754	1,744	1,602	1,716
21/11/19	1,757	1,786	1,728	1,742	1,589	1,672	1,752	1,744	1,602	1,716
22/11/19	1,757	1,785	1,728	1,742	1,589	1,671	1,753	1,744	1,602	1,716

QUOTAZIONI E PREZZI GIORNALIERI – 01.01.2019 – 31.12.2019

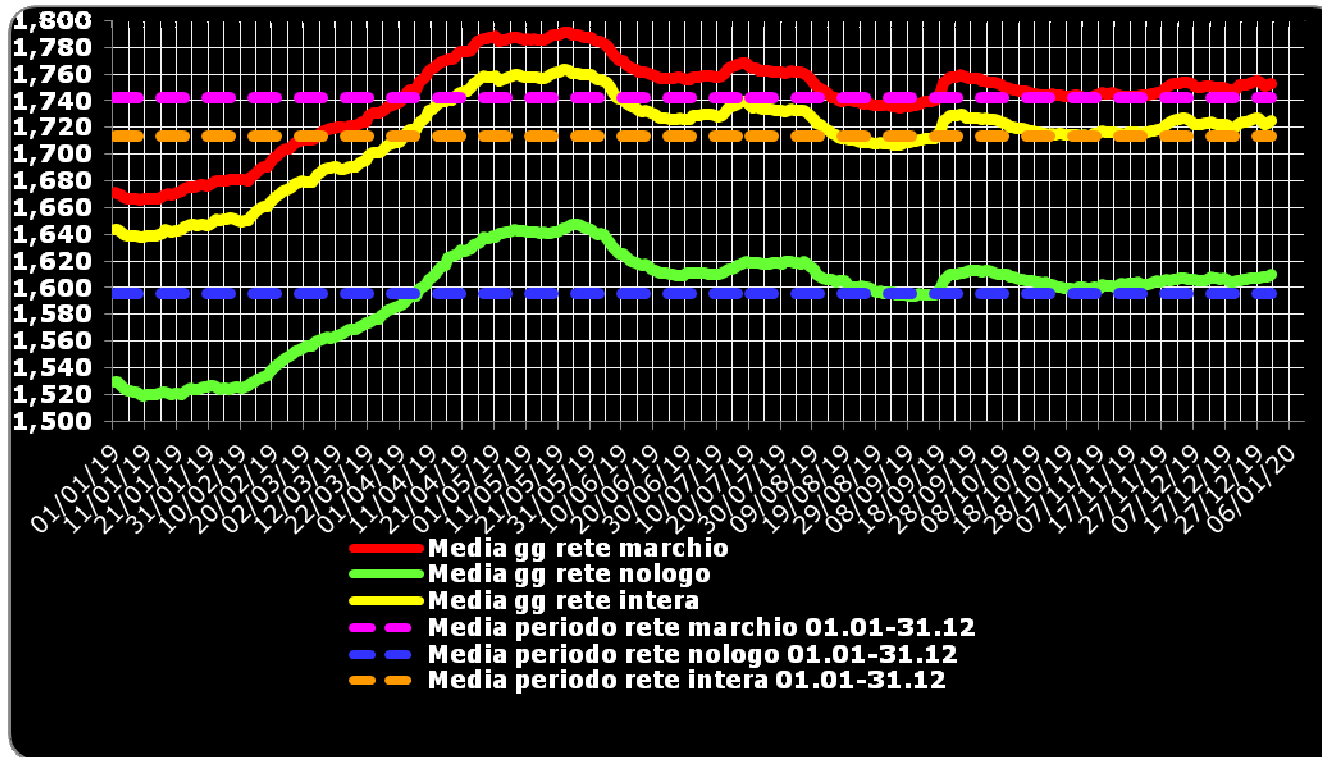
Data	AGIP ENI	API IP	ESSO	Q8	EX SHELL	TAMOIL	EX TOTALERG	MEDIA MARCHI	NO-LOGO	MEDIA RETE
23/11/19	1,757	1,788	1,728	1,744	1,589	1,670	1,754	1,745	1,603	1,717
24/11/19	1,757	1,789	1,728	1,742	1,589	1,670	1,754	1,745	1,604	1,718
25/11/19	1,757	1,789	1,729	1,743	1,589	1,670	1,755	1,746	1,605	1,718
26/11/19	1,759	1,790	1,727	1,745	1,589	1,671	1,756	1,747	1,604	1,719
27/11/19	1,764	1,790	1,726	1,743	1,589	1,670	1,757	1,748	1,605	1,721
28/11/19	1,766	1,791	1,728	1,744	1,549	1,674	1,757	1,750	1,606	1,723
29/11/19	1,770	1,793	1,730	1,744	1,549	1,676	1,754	1,752	1,605	1,725
30/11/19	1,772	1,793	1,732	1,742	1,549	1,677	1,754	1,753	1,606	1,725
01/12/19	1,772	1,794	1,733	1,743	1,549	1,677	1,752	1,753	1,606	1,726
02/12/19	1,772	1,795	1,733	1,742	1,549	1,676	1,752	1,753	1,607	1,726
03/12/19	1,773	1,797	1,734	1,741	1,549	1,676	1,752	1,754	1,607	1,727
04/12/19	1,772	1,794	1,736	1,743	1,549	1,676	1,753	1,754	1,607	1,727
05/12/19	1,771	1,795	1,736	1,744	1,589	1,675	1,754	1,754	1,606	1,726
06/12/19	1,769	1,796	1,734	1,745	1,589	1,674	1,756	1,753	1,606	1,724
07/12/19	1,768	1,791	1,732	1,747	1,589	1,673	1,756	1,751	1,606	1,723
08/12/19	1,768	1,791	1,732	1,747	1,589	1,673	1,754	1,750	1,605	1,722
09/12/19	1,768	1,791	1,731	1,747	1,589	1,673	1,754	1,750	1,605	1,722
10/12/19	1,767	1,793	1,731	1,746	1,589	1,671	1,756	1,751	1,605	1,723
11/12/19	1,766	1,794	1,732	1,744	1,589	1,674	1,756	1,751	1,606	1,723
12/12/19	1,766	1,793	1,732	1,745	1,589	1,672	1,755	1,751	1,608	1,724
13/12/19	1,767	1,792	1,732	1,743	1,589	1,673	1,755	1,750	1,607	1,723
14/12/19	1,767	1,789	1,732	1,744	1,589	1,672	1,757	1,750	1,607	1,722
15/12/19	1,767	1,789	1,731	1,747	1,589	1,671	1,757	1,750	1,606	1,722
16/12/19	1,767	1,790	1,732	1,747	1,589	1,671	1,757	1,750	1,607	1,723
17/12/19	1,766	1,790	1,732	1,747	1,589	1,670	1,757	1,749	1,606	1,722
18/12/19	1,765	1,788	1,729	1,746	1,589	1,670	1,756	1,748	1,604	1,720
19/12/19	1,766	1,786	1,731	1,745	1,589	1,670	1,756	1,748	1,604	1,720
20/12/19	1,768	1,786	1,732	1,747	1,589	1,672	1,753	1,749	1,605	1,721
21/12/19	1,772	1,789	1,733	1,748	1,589	1,672	1,753	1,752	1,605	1,724
22/12/19	1,772	1,790	1,734	1,748	1,589	1,673	1,753	1,752	1,606	1,724
23/12/19	1,773	1,790	1,734	1,748	1,589	1,673	1,751	1,752	1,606	1,724
24/12/19	1,773	1,791	1,734	1,747	1,609	1,674	1,754	1,753	1,607	1,725
25/12/19	1,774	1,792	1,735	1,749	1,609	1,674	1,755	1,754	1,607	1,726

QUOTAZIONI E PREZZI GIORNALIERI – 01.01.2019 – 31.12.2019

Data	AGIP ENI	API IP	ESSO	Q8	EX SHELL	TAMOIL	EX TOTALERG	MEDIA MARCHI	NO- LOGO	MEDIA RETE
26/12/19	1,774	1,795	1,736	1,751	1,609	1,673	1,756	1,755	1,607	1,727
27/12/19	1,775	1,794	1,735	1,753	1,609	1,674	1,755	1,755	1,607	1,727
28/12/19	1,774	1,792	1,735	1,753	1,609	1,675	1,756	1,753	1,608	1,724
29/12/19	1,774	1,790	1,734	1,752	1,609	1,677	1,755	1,751	1,608	1,722
30/12/19	1,774	1,790	1,735	1,752	1,609	1,678	1,757	1,752	1,608	1,723
31/12/19	1,777	1,788	1,736	1,751	1,609	1,678	1,760	1,753	1,610	1,725
MEDIA	1,750	1,788	1,723	1,742	1,575	1,678	1,751	1,742	1,596	1,713



Grafico prezzi benzina servito media rete di marchio, rete no-logo e rete intera - Euro/litro



SEZIONE 2.3 – PREZZI ITALIA: RETE DI MARCHIO SELF – MEDIA RETE DI MARCHIO, RETE NO-LOGO E RETE GENERALE – GASOLIO – EURO/LITRO

Data	AGIP ENI	API IP	ESSO	Q8	EX SHELL	TAMOIL	EX TOTALERG	MEDIA MARCHI	NO-LOGO	MEDIA RETE
01/01/19	1,423	1,463	1,445	1,433		1,456	1,450	1,441	1,417	1,438
02/01/19	1,423	1,463	1,444	1,433		1,457	1,450	1,441	1,417	1,437
03/01/19	1,422	1,462	1,442	1,432		1,454	1,448	1,439	1,416	1,436
04/01/19	1,421	1,459	1,439	1,430		1,452	1,446	1,438	1,413	1,434
05/01/19	1,421	1,456	1,437	1,427		1,449	1,445	1,436	1,411	1,432
06/01/19	1,420	1,456	1,436	1,426		1,449	1,443	1,435	1,410	1,432
07/01/19	1,420	1,456	1,435	1,426		1,449	1,443	1,435	1,410	1,431
08/01/19	1,420	1,455	1,434	1,425		1,449	1,440	1,434	1,409	1,431
09/01/19	1,420	1,453	1,434	1,426		1,451	1,440	1,434	1,408	1,430
10/01/19	1,421	1,450	1,432	1,424		1,450	1,438	1,433	1,405	1,429
11/01/19	1,424	1,449	1,432	1,428		1,453	1,439	1,435	1,407	1,431
12/01/19	1,425	1,450	1,433	1,432		1,454	1,440	1,436	1,409	1,432
13/01/19	1,426	1,449	1,433	1,433		1,454	1,440	1,436	1,409	1,433
14/01/19	1,426	1,450	1,433	1,433		1,453	1,440	1,436	1,409	1,433
15/01/19	1,427	1,449	1,433	1,434		1,453	1,440	1,437	1,410	1,433
16/01/19	1,432	1,450	1,434	1,435		1,452	1,440	1,438	1,411	1,435
17/01/19	1,433	1,452	1,436	1,435		1,453	1,441	1,440	1,413	1,436
18/01/19	1,434	1,453	1,436	1,434		1,457	1,440	1,440	1,412	1,436
19/01/19	1,436	1,453	1,437	1,435		1,459	1,441	1,441	1,411	1,437
20/01/19	1,439	1,453	1,436	1,431		1,459	1,441	1,442	1,412	1,437
21/01/19	1,440	1,453	1,436	1,431		1,460	1,441	1,442	1,412	1,438
22/01/19	1,442	1,455	1,438	1,457		1,464	1,444	1,447	1,414	1,442
23/01/19	1,443	1,456	1,440	1,442		1,467	1,444	1,447	1,416	1,442
24/01/19	1,443	1,456	1,440	1,443		1,467	1,445	1,447	1,416	1,443
25/01/19	1,444	1,455	1,442	1,443		1,467	1,445	1,447	1,418	1,443
26/01/19	1,444	1,454	1,440	1,443		1,467	1,444	1,447	1,417	1,443
27/01/19	1,443	1,454	1,441	1,444		1,468	1,445	1,447	1,418	1,443
28/01/19	1,444	1,454	1,441	1,444		1,469	1,445	1,448	1,418	1,443
29/01/19	1,444	1,456	1,442	1,444		1,469	1,445	1,448	1,418	1,444

QUOTAZIONI E PREZZI GIORNALIERI – 01.01.2019 – 31.12.2019

Data	AGIP ENI	API IP	ESSO	Q8	EX SHELL	TAMOIL	EX TOTALERG	MEDIA MARCHI	NO-LOGO	MEDIA RETE
30/01/19	1,443	1,455	1,442	1,443		1,465	1,445	1,447	1,419	1,443
31/01/19	1,445	1,455	1,442	1,449		1,466	1,446	1,449	1,419	1,445
01/02/19	1,449	1,458	1,442	1,453		1,468	1,450	1,452	1,420	1,447
02/02/19	1,450	1,459	1,444	1,453		1,468	1,452	1,453	1,420	1,448
03/02/19	1,451	1,459	1,443	1,452		1,469	1,451	1,453	1,420	1,448
04/02/19	1,451	1,460	1,443	1,453		1,469	1,451	1,453	1,420	1,449
05/02/19	1,449	1,458	1,442	1,453		1,468	1,450	1,452	1,420	1,447
06/02/19	1,450	1,459	1,444	1,453		1,468	1,452	1,453	1,420	1,448
07/02/19	1,451	1,459	1,443	1,452		1,469	1,451	1,453	1,420	1,448
08/02/19	1,451	1,460	1,443	1,453		1,469	1,451	1,453	1,420	1,449
09/02/19	1,452	1,460	1,445	1,453		1,471	1,452	1,454	1,421	1,449
10/02/19	1,453	1,461	1,444	1,453		1,471	1,453	1,454	1,420	1,450
11/02/19	1,453	1,462	1,446	1,453		1,473	1,453	1,455	1,422	1,450
12/02/19	1,452	1,463	1,446	1,451		1,474	1,454	1,455	1,422	1,450
13/02/19	1,453	1,463	1,448	1,455		1,473	1,455	1,456	1,422	1,451
14/02/19	1,453	1,463	1,448	1,455		1,471	1,456	1,456	1,422	1,451
15/02/19	1,453	1,463	1,448	1,455		1,471	1,456	1,456	1,423	1,451
16/02/19	1,453	1,464	1,448	1,455		1,470	1,457	1,456	1,423	1,451
17/02/19	1,459	1,465	1,450	1,455		1,472	1,460	1,459	1,425	1,454
18/02/19	1,460	1,468	1,451	1,459		1,476	1,461	1,461	1,427	1,456
19/02/19	1,462	1,471	1,455	1,461		1,480	1,464	1,464	1,428	1,459
20/02/19	1,466	1,476	1,457	1,462		1,482	1,468	1,467	1,430	1,462
21/02/19	1,467	1,476	1,458	1,462		1,482	1,467	1,467	1,431	1,462
22/02/19	1,468	1,477	1,459	1,468		1,483	1,468	1,469	1,432	1,464
23/02/19	1,470	1,480	1,467	1,470		1,489	1,469	1,473	1,435	1,467
24/02/19	1,475	1,481	1,473	1,474		1,494	1,470	1,476	1,439	1,471
25/02/19	1,478	1,481	1,475	1,479		1,496	1,472	1,479	1,442	1,473
26/02/19	1,482	1,484	1,474	1,480		1,498	1,476	1,481	1,444	1,476
27/02/19	1,486	1,485	1,476	1,481		1,502	1,478	1,484	1,447	1,478
28/02/19	1,487	1,486	1,476	1,482		1,502	1,479	1,484	1,448	1,479
01/03/19	1,491	1,492	1,482	1,488		1,499	1,487	1,489	1,456	1,484
02/03/19	1,490	1,494	1,481	1,489		1,500	1,489	1,490	1,457	1,485
03/03/19	1,490	1,494	1,482	1,488		1,499	1,489	1,489	1,456	1,484

QUOTAZIONI E PREZZI GIORNALIERI – 01.01.2019 – 31.12.2019

Data	AGIP ENI	API IP	ESSO	Q8	EX SHELL	TAMOIL	EX TOTALERG	MEDIA MARCHI	NO-LOGO	MEDIA RETE
04/03/19	1,490	1,495	1,482	1,488		1,501	1,490	1,490	1,457	1,485
05/03/19	1,493	1,495	1,482	1,487		1,499	1,490	1,490	1,458	1,486
06/03/19	1,497	1,495	1,482	1,493		1,498	1,493	1,493	1,460	1,488
07/03/19	1,498	1,498	1,482	1,494		1,500	1,495	1,494	1,461	1,490
08/03/19	1,498	1,500	1,485	1,498		1,500	1,498	1,496	1,462	1,491
09/03/19	1,499	1,501	1,487	1,499		1,500	1,499	1,497	1,463	1,493
10/03/19	1,499	1,501	1,488	1,500		1,501	1,499	1,498	1,463	1,493
11/03/19	1,499	1,502	1,488	1,500		1,501	1,499	1,498	1,464	1,493
12/03/19	1,499	1,500	1,489	1,500		1,500	1,503	1,498	1,464	1,493
13/03/19	1,499	1,501	1,489	1,500		1,499	1,503	1,498	1,464	1,493
14/03/19	1,499	1,501	1,489	1,498		1,498	1,503	1,498	1,465	1,493
15/03/19	1,500	1,500	1,490	1,498		1,497	1,502	1,498	1,465	1,493
16/03/19	1,500	1,500	1,489	1,497		1,497	1,504	1,498	1,466	1,493
17/03/19	1,500	1,500	1,489	1,497		1,498	1,504	1,498	1,466	1,493
18/03/19	1,500	1,500	1,489	1,497		1,498	1,504	1,498	1,466	1,493
19/03/19	1,500	1,501	1,490	1,497		1,497	1,504	1,498	1,466	1,493
20/03/19	1,500	1,502	1,491	1,498		1,497	1,505	1,499	1,465	1,494
21/03/19	1,501	1,501	1,491	1,497		1,497	1,505	1,498	1,465	1,494
22/03/19	1,501	1,502	1,492	1,500		1,499	1,507	1,500	1,465	1,495
23/03/19	1,500	1,502	1,494	1,503		1,500	1,509	1,500	1,465	1,495
24/03/19	1,500	1,502	1,494	1,503		1,500	1,508	1,500	1,466	1,495
25/03/19	1,500	1,503	1,494	1,503		1,500	1,508	1,501	1,466	1,496
26/03/19	1,500	1,502	1,495	1,502		1,500	1,508	1,500	1,467	1,496
27/03/19	1,500	1,504	1,494	1,501		1,500	1,508	1,500	1,468	1,496
28/03/19	1,500	1,505	1,496	1,501		1,500	1,510	1,501	1,467	1,496
29/03/19	1,500	1,505	1,496	1,501		1,501	1,509	1,501	1,467	1,496
30/03/19	1,501	1,505	1,495	1,500		1,501	1,509	1,501	1,467	1,496
31/03/19	1,500	1,505	1,495	1,500		1,500	1,509	1,501	1,466	1,496
01/04/19	1,501	1,506	1,495	1,500		1,501	1,508	1,501	1,467	1,496
02/04/19	1,500	1,505	1,495	1,499		1,502	1,509	1,501	1,466	1,496
03/04/19	1,500	1,506	1,495	1,499		1,502	1,510	1,501	1,467	1,496
04/04/19	1,500	1,506	1,494	1,500		1,502	1,510	1,501	1,468	1,496
05/04/19	1,500	1,506	1,494	1,500		1,502	1,510	1,501	1,468	1,496

QUOTAZIONI E PREZZI GIORNALIERI – 01.01.2019 – 31.12.2019

Data	AGIP ENI	API IP	ESSO	Q8	EX SHELL	TAMOIL	EX TOTALERG	MEDIA MARCHI	NO-LOGO	MEDIA RETE
06/04/19	1,500	1,506	1,494	1,500		1,502	1,510	1,501	1,468	1,496
07/04/19	1,500	1,507	1,494	1,505		1,504	1,511	1,502	1,467	1,497
08/04/19	1,500	1,507	1,494	1,505		1,504	1,511	1,502	1,468	1,497
09/04/19	1,503	1,509	1,496	1,505		1,505	1,512	1,504	1,468	1,499
10/04/19	1,506	1,510	1,498	1,505		1,506	1,513	1,506	1,469	1,500
11/04/19	1,507	1,508	1,499	1,510		1,507	1,513	1,507	1,471	1,502
12/04/19	1,508	1,510	1,501	1,514		1,507	1,514	1,509	1,472	1,503
13/04/19	1,508	1,512	1,502	1,515		1,510	1,516	1,510	1,473	1,504
14/04/19	1,508	1,512	1,503	1,515		1,510	1,517	1,510	1,475	1,505
15/04/19	1,509	1,513	1,503	1,515		1,511	1,517	1,511	1,475	1,505
16/04/19	1,509	1,514	1,504	1,514		1,513	1,517	1,511	1,477	1,506
17/04/19	1,508	1,515	1,505	1,514		1,513	1,518	1,511	1,477	1,506
18/04/19	1,511	1,515	1,505	1,512		1,514	1,517	1,512	1,477	1,506
19/04/19	1,515	1,516	1,506	1,517		1,515	1,518	1,514	1,478	1,509
20/04/19	1,516	1,516	1,508	1,517		1,515	1,519	1,515	1,479	1,510
21/04/19	1,517	1,517	1,507	1,517		1,516	1,520	1,515	1,479	1,510
22/04/19	1,517	1,516	1,508	1,518		1,515	1,520	1,515	1,479	1,510
23/04/19	1,518	1,515	1,509	1,518		1,514	1,520	1,516	1,481	1,511
24/04/19	1,520	1,517	1,510	1,519		1,515	1,523	1,517	1,483	1,512
25/04/19	1,524	1,522	1,511	1,524		1,518	1,527	1,521	1,483	1,516
26/04/19	1,525	1,523	1,513	1,525		1,518	1,528	1,522	1,484	1,517
27/04/19	1,526	1,524	1,516	1,525		1,521	1,529	1,523	1,487	1,518
28/04/19	1,527	1,525	1,518	1,525		1,520	1,529	1,524	1,487	1,519
29/04/19	1,527	1,525	1,518	1,525		1,522	1,529	1,524	1,488	1,519
30/04/19	1,527	1,526	1,519	1,524		1,524	1,529	1,525	1,489	1,519
01/05/19	1,527	1,526	1,520	1,523		1,523	1,530	1,525	1,489	1,519
02/05/19	1,524	1,524	1,520	1,523		1,522	1,528	1,523	1,490	1,518
03/05/19	1,523	1,525	1,520	1,522		1,523	1,529	1,523	1,490	1,518
04/05/19	1,521	1,525	1,520	1,522		1,523	1,529	1,523	1,491	1,518
05/05/19	1,521	1,524	1,520	1,522		1,522	1,528	1,522	1,490	1,518
06/05/19	1,521	1,525	1,520	1,522		1,522	1,528	1,522	1,491	1,518
07/05/19	1,520	1,524	1,518	1,522		1,524	1,530	1,522	1,492	1,518
08/05/19	1,520	1,524	1,518	1,523		1,523	1,531	1,522	1,492	1,518

QUOTAZIONI E PREZZI GIORNALIERI – 01.01.2019 – 31.12.2019

Data	AGIP ENI	API IP	ESSO	Q8	EX SHELL	TAMOIL	EX TOTALERG	MEDIA MARCHI	NO-LOGO	MEDIA RETE
09/05/19	1,520	1,524	1,517	1,522		1,521	1,531	1,522	1,492	1,517
10/05/19	1,520	1,522	1,517	1,521		1,521	1,531	1,521	1,492	1,517
11/05/19	1,520	1,521	1,517	1,520		1,521	1,530	1,521	1,491	1,516
12/05/19	1,519	1,521	1,517	1,519		1,520	1,529	1,520	1,491	1,516
13/05/19	1,520	1,521	1,516	1,519		1,520	1,530	1,520	1,491	1,516
14/05/19	1,519	1,521	1,517	1,519		1,518	1,527	1,519	1,491	1,515
15/05/19	1,519	1,521	1,515	1,518		1,519	1,527	1,519	1,490	1,515
16/05/19	1,520	1,521	1,516	1,516		1,519	1,526	1,519	1,491	1,515
17/05/19	1,522	1,521	1,516	1,521		1,524	1,527	1,521	1,491	1,517
18/05/19	1,525	1,523	1,518	1,523		1,528	1,528	1,524	1,492	1,519
19/05/19	1,526	1,523	1,520	1,523		1,527	1,529	1,524	1,492	1,520
20/05/19	1,527	1,523	1,521	1,528		1,528	1,529	1,526	1,493	1,521
21/05/19	1,528	1,524	1,522	1,529		1,529	1,530	1,527	1,495	1,522
22/05/19	1,528	1,525	1,524	1,529		1,530	1,530	1,527	1,496	1,523
23/05/19	1,528	1,525	1,524	1,528		1,530	1,530	1,528	1,497	1,524
24/05/19	1,529	1,525	1,524	1,525		1,527	1,529	1,526	1,497	1,522
25/05/19	1,528	1,524	1,523	1,521		1,524	1,528	1,524	1,497	1,520
26/05/19	1,527	1,524	1,524	1,521		1,522	1,528	1,524	1,497	1,520
27/05/19	1,527	1,524	1,523	1,521		1,523	1,528	1,524	1,498	1,520
28/05/19	1,524	1,522	1,521	1,517		1,521	1,527	1,522	1,497	1,518
29/05/19	1,522	1,522	1,520	1,515		1,519	1,528	1,520	1,494	1,517
30/05/19	1,521	1,522	1,518	1,514		1,520	1,528	1,520	1,494	1,516
31/05/19	1,520	1,521	1,517	1,514		1,518	1,528	1,519	1,492	1,515
01/06/19	1,519	1,522	1,516	1,511		1,517	1,527	1,518	1,491	1,514
02/06/19	1,519	1,521	1,515	1,511		1,514	1,526	1,517	1,490	1,513
03/06/19	1,518	1,521	1,515	1,510		1,515	1,526	1,517	1,490	1,513
04/06/19	1,515	1,519	1,512	1,507		1,512	1,524	1,514	1,488	1,510
05/06/19	1,512	1,515	1,510	1,503		1,511	1,520	1,511	1,485	1,507
06/06/19	1,507	1,513	1,508	1,500		1,509	1,517	1,508	1,482	1,504
07/06/19	1,503	1,509	1,505	1,496		1,507	1,513	1,504	1,478	1,500
08/06/19	1,500	1,508	1,503	1,493		1,503	1,510	1,502	1,475	1,498
09/06/19	1,498	1,506	1,501	1,492		1,504	1,509	1,500	1,473	1,496
10/06/19	1,498	1,506	1,501	1,492		1,505	1,509	1,500	1,473	1,496

QUOTAZIONI E PREZZI GIORNALIERI – 01.01.2019 – 31.12.2019

Data	AGIP ENI	API IP	ESSO	Q8	EX SHELL	TAMOIL	EX TOTALERG	MEDIA MARCHI	NO-LOGO	MEDIA RETE
11/06/19	1,495	1,504	1,498	1,489		1,501	1,509	1,498	1,470	1,493
12/06/19	1,494	1,502	1,495	1,487		1,500	1,507	1,496	1,468	1,492
13/06/19	1,493	1,501	1,493	1,486		1,497	1,506	1,495	1,467	1,490
14/06/19	1,492	1,498	1,491	1,484		1,493	1,504	1,492	1,466	1,488
15/06/19	1,492	1,497	1,489	1,482		1,492	1,501	1,491	1,464	1,487
16/06/19	1,491	1,495	1,488	1,481		1,491	1,500	1,490	1,463	1,486
17/06/19	1,491	1,495	1,487	1,481		1,491	1,500	1,490	1,463	1,486
18/06/19	1,491	1,494	1,486	1,479		1,487	1,499	1,488	1,460	1,484
19/06/19	1,490	1,492	1,485	1,477		1,486	1,497	1,487	1,459	1,483
20/06/19	1,490	1,490	1,483	1,476		1,485	1,496	1,486	1,458	1,482
21/06/19	1,490	1,490	1,481	1,476		1,485	1,495	1,485	1,456	1,481
22/06/19	1,490	1,490	1,481	1,476		1,484	1,495	1,485	1,455	1,481
23/06/19	1,489	1,490	1,481	1,476		1,484	1,494	1,485	1,455	1,481
24/06/19	1,489	1,490	1,481	1,476		1,484	1,495	1,485	1,456	1,481
25/06/19	1,489	1,490	1,480	1,475		1,483	1,495	1,485	1,455	1,480
26/06/19	1,489	1,490	1,479	1,474		1,481	1,494	1,484	1,453	1,479
27/06/19	1,489	1,489	1,478	1,474		1,481	1,493	1,484	1,453	1,479
28/06/19	1,489	1,489	1,478	1,474		1,481	1,494	1,484	1,453	1,479
29/06/19	1,489	1,488	1,477	1,473		1,481	1,494	1,483	1,453	1,479
30/06/19	1,489	1,488	1,477	1,473		1,481	1,493	1,483	1,452	1,478
01/07/19	1,489	1,488	1,477	1,473		1,483	1,493	1,483	1,453	1,479
02/07/19	1,489	1,491	1,477	1,476		1,481	1,495	1,484	1,454	1,480
03/07/19	1,489	1,492	1,477	1,477		1,482	1,497	1,485	1,455	1,481
04/07/19	1,489	1,492	1,478	1,476		1,482	1,498	1,485	1,455	1,481
05/07/19	1,489	1,491	1,478	1,475		1,481	1,497	1,485	1,454	1,480
06/07/19	1,488	1,492	1,478	1,475		1,478	1,496	1,484	1,453	1,480
07/07/19	1,488	1,492	1,478	1,475		1,478	1,496	1,484	1,452	1,480
08/07/19	1,489	1,492	1,478	1,475		1,478	1,497	1,485	1,453	1,480
09/07/19	1,489	1,491	1,478	1,474		1,478	1,497	1,484	1,453	1,480
10/07/19	1,489	1,492	1,477	1,474		1,478	1,498	1,484	1,452	1,480
11/07/19	1,489	1,493	1,478	1,474		1,478	1,500	1,485	1,452	1,480
12/07/19	1,491	1,496	1,480	1,484		1,483	1,501	1,489	1,453	1,484
13/07/19	1,494	1,498	1,485	1,486		1,488	1,504	1,492	1,454	1,486

QUOTAZIONI E PREZZI GIORNALIERI – 01.01.2019 – 31.12.2019

Data	AGIP ENI	API IP	ESSO	Q8	EX SHELL	TAMOIL	EX TOTALERG	MEDIA MARCHI	NO-LOGO	MEDIA RETE
14/07/19	1,495	1,500	1,486	1,486		1,487	1,505	1,493	1,455	1,487
15/07/19	1,496	1,501	1,486	1,486		1,488	1,505	1,493	1,455	1,488
16/07/19	1,497	1,501	1,487	1,486		1,490	1,506	1,494	1,457	1,489
17/07/19	1,497	1,501	1,487	1,484		1,488	1,505	1,493	1,457	1,488
18/07/19	1,497	1,502	1,487	1,484		1,488	1,507	1,494	1,458	1,489
19/07/19	1,497	1,501	1,487	1,482		1,486	1,507	1,493	1,459	1,488
20/07/19	1,494	1,500	1,485	1,478		1,484	1,506	1,491	1,458	1,486
21/07/19	1,492	1,499	1,484	1,478		1,482	1,506	1,489	1,458	1,485
22/07/19	1,492	1,499	1,484	1,478		1,483	1,505	1,489	1,458	1,485
23/07/19	1,490	1,498	1,483	1,476		1,481	1,504	1,488	1,457	1,483
24/07/19	1,489	1,498	1,482	1,476		1,481	1,504	1,487	1,457	1,483
25/07/19	1,488	1,497	1,482	1,476		1,480	1,502	1,487	1,456	1,482
26/07/19	1,488	1,497	1,481	1,476		1,480	1,503	1,487	1,456	1,482
27/07/19	1,488	1,496	1,481	1,476		1,480	1,503	1,486	1,456	1,482
28/07/19	1,487	1,496	1,482	1,476		1,480	1,503	1,486	1,456	1,482
29/07/19	1,487	1,496	1,482	1,476		1,480	1,502	1,486	1,456	1,482
30/07/19	1,487	1,496	1,480	1,475		1,480	1,502	1,486	1,455	1,481
31/07/19	1,487	1,496	1,480	1,474		1,481	1,503	1,486	1,456	1,481
01/08/19	1,487	1,497	1,479	1,477		1,481	1,503	1,486	1,456	1,482
02/08/19	1,488	1,497	1,481	1,478		1,481	1,504	1,487	1,456	1,483
03/08/19	1,487	1,496	1,481	1,476		1,480	1,503	1,486	1,456	1,482
04/08/19	1,487	1,495	1,480	1,476		1,479	1,503	1,486	1,456	1,481
05/08/19	1,486	1,496	1,480	1,476		1,480	1,503	1,486	1,456	1,481
06/08/19	1,482	1,493	1,481	1,474		1,477	1,501	1,483	1,458	1,480
07/08/19	1,479	1,491	1,478	1,472		1,475	1,500	1,481	1,455	1,477
08/08/19	1,476	1,490	1,476	1,471		1,473	1,499	1,479	1,454	1,476
09/08/19	1,472	1,487	1,474	1,463		1,471	1,496	1,475	1,453	1,472
10/08/19	1,469	1,485	1,472	1,462		1,468	1,493	1,473	1,448	1,469
11/08/19	1,467	1,484	1,471	1,461		1,467	1,492	1,472	1,446	1,468
12/08/19	1,467	1,484	1,471	1,462		1,467	1,492	1,472	1,446	1,468
13/08/19	1,465	1,483	1,469	1,460		1,464	1,491	1,470	1,444	1,466
14/08/19	1,463	1,482	1,467	1,459		1,462	1,490	1,469	1,445	1,465
15/08/19	1,462	1,481	1,464	1,459		1,461	1,489	1,467	1,443	1,464

QUOTAZIONI E PREZZI GIORNALIERI – 01.01.2019 – 31.12.2019

Data	AGIP ENI	API IP	ESSO	Q8	EX SHELL	TAMOIL	EX TOTALERG	MEDIA MARCHI	NO-LOGO	MEDIA RETE
16/08/19	1,462	1,479	1,464	1,458		1,460	1,489	1,467	1,443	1,463
17/08/19	1,462	1,479	1,463	1,457		1,457	1,489	1,466	1,444	1,463
18/08/19	1,462	1,479	1,462	1,456		1,454	1,489	1,465	1,444	1,462
19/08/19	1,462	1,479	1,462	1,456		1,457	1,489	1,466	1,445	1,462
20/08/19	1,461	1,479	1,460	1,455		1,456	1,488	1,465	1,443	1,461
21/08/19	1,461	1,479	1,460	1,455		1,456	1,488	1,465	1,441	1,461
22/08/19	1,461	1,478	1,461	1,454		1,456	1,486	1,464	1,441	1,461
23/08/19	1,460	1,478	1,459	1,454		1,457	1,485	1,464	1,440	1,460
24/08/19	1,460	1,478	1,459	1,454		1,457	1,485	1,464	1,440	1,460
25/08/19	1,460	1,478	1,459	1,453		1,457	1,484	1,464	1,440	1,460
26/08/19	1,460	1,478	1,459	1,454		1,457	1,484	1,464	1,440	1,460
27/08/19	1,459	1,477	1,457	1,454		1,457	1,484	1,463	1,439	1,459
28/08/19	1,459	1,477	1,456	1,454		1,455	1,483	1,463	1,439	1,459
29/08/19	1,459	1,477	1,458	1,454		1,455	1,486	1,463	1,438	1,459
30/08/19	1,459	1,476	1,458	1,458		1,456	1,487	1,464	1,437	1,460
31/08/19	1,459	1,476	1,457	1,458		1,457	1,485	1,464	1,437	1,460
01/09/19	1,459	1,475	1,457	1,458		1,456	1,484	1,463	1,436	1,459
02/09/19	1,459	1,476	1,457	1,458		1,457	1,485	1,464	1,437	1,460
03/09/19	1,459	1,474	1,457	1,457		1,457	1,484	1,463	1,436	1,459
04/09/19	1,459	1,471	1,457	1,455		1,457	1,481	1,462	1,436	1,458
05/09/19	1,459	1,469	1,455	1,455		1,455	1,479	1,461	1,437	1,457
06/09/19	1,461	1,469	1,455	1,460		1,456	1,479	1,463	1,436	1,459
07/09/19	1,465	1,468	1,455	1,465		1,459	1,478	1,465	1,437	1,461
08/09/19	1,466	1,468	1,455	1,465		1,460	1,479	1,465	1,437	1,461
09/09/19	1,466	1,468	1,455	1,465		1,459	1,479	1,465	1,437	1,461
10/09/19	1,466	1,468	1,457	1,465		1,459	1,480	1,465	1,438	1,461
11/09/19	1,467	1,469	1,459	1,471		1,460	1,479	1,467	1,439	1,463
12/09/19	1,469	1,469	1,460	1,471		1,464	1,479	1,468	1,440	1,464
13/09/19	1,473	1,469	1,462	1,471		1,464	1,479	1,470	1,442	1,466
14/09/19	1,474	1,470	1,463	1,470		1,465	1,480	1,470	1,442	1,466
15/09/19	1,475	1,469	1,464	1,469		1,465	1,480	1,470	1,442	1,466
16/09/19	1,475	1,470	1,465	1,469		1,465	1,480	1,471	1,442	1,466
17/09/19	1,476	1,469	1,466	1,488		1,469	1,481	1,475	1,443	1,470

QUOTAZIONI E PREZZI GIORNALIERI – 01.01.2019 – 31.12.2019

Data	AGIP ENI	API IP	ESSO	Q8	EX SHELL	TAMOIL	EX TOTALERG	MEDIA MARCHI	NO-LOGO	MEDIA RETE
18/09/19	1,482	1,484	1,474	1,492		1,485	1,489	1,484	1,448	1,479
19/09/19	1,490	1,487	1,483	1,493		1,490	1,493	1,489	1,454	1,484
20/09/19	1,493	1,489	1,486	1,493		1,490	1,502	1,491	1,458	1,486
21/09/19	1,494	1,490	1,487	1,493		1,491	1,503	1,492	1,460	1,488
22/09/19	1,494	1,491	1,487	1,493		1,491	1,504	1,493	1,461	1,488
23/09/19	1,495	1,491	1,487	1,493		1,492	1,504	1,493	1,462	1,488
24/09/19	1,496	1,492	1,488	1,492		1,492	1,506	1,494	1,463	1,489
25/09/19	1,496	1,492	1,487	1,490		1,492	1,506	1,493	1,464	1,489
26/09/19	1,496	1,493	1,488	1,488		1,491	1,507	1,493	1,464	1,488
27/09/19	1,495	1,492	1,487	1,487		1,490	1,506	1,492	1,464	1,488
28/09/19	1,494	1,491	1,486	1,486		1,490	1,507	1,491	1,464	1,487
29/09/19	1,493	1,490	1,486	1,487		1,490	1,506	1,491	1,464	1,487
30/09/19	1,493	1,491	1,486	1,487		1,490	1,506	1,491	1,465	1,487
01/10/19	1,490	1,490	1,486	1,486		1,489	1,506	1,490	1,464	1,486
02/10/19	1,490	1,491	1,484	1,485		1,488	1,505	1,489	1,463	1,485
03/10/19	1,489	1,490	1,483	1,483		1,485	1,504	1,488	1,462	1,484
04/10/19	1,489	1,489	1,482	1,482		1,484	1,503	1,487	1,462	1,483
05/10/19	1,488	1,489	1,481	1,481		1,482	1,503	1,486	1,460	1,482
06/10/19	1,487	1,489	1,481	1,480		1,482	1,503	1,486	1,460	1,482
07/10/19	1,486	1,489	1,481	1,480		1,482	1,503	1,485	1,460	1,482
08/10/19	1,483	1,488	1,479	1,479		1,478	1,502	1,483	1,460	1,480
09/10/19	1,482	1,487	1,479	1,479		1,477	1,501	1,483	1,459	1,479
10/10/19	1,481	1,486	1,477	1,478		1,476	1,499	1,482	1,458	1,478
11/10/19	1,481	1,486	1,476	1,478		1,476	1,499	1,481	1,458	1,478
12/10/19	1,480	1,486	1,476	1,477		1,475	1,498	1,481	1,457	1,477
13/10/19	1,480	1,485	1,475	1,477		1,475	1,497	1,480	1,457	1,477
14/10/19	1,480	1,485	1,475	1,477		1,475	1,497	1,480	1,457	1,477
15/10/19	1,480	1,485	1,475	1,476		1,474	1,498	1,480	1,456	1,477
16/10/19	1,480	1,483	1,473	1,476		1,473	1,496	1,479	1,456	1,476
17/10/19	1,479	1,483	1,474	1,476		1,472	1,496	1,479	1,456	1,475
18/10/19	1,479	1,483	1,473	1,475		1,472	1,495	1,478	1,455	1,475
19/10/19	1,479	1,482	1,473	1,474		1,471	1,496	1,478	1,455	1,475
20/10/19	1,479	1,482	1,473	1,473		1,471	1,495	1,478	1,455	1,474

QUOTAZIONI E PREZZI GIORNALIERI – 01.01.2019 – 31.12.2019

Data	AGIP ENI	API IP	ESSO	Q8	EX SHELL	TAMOIL	EX TOTALERG	MEDIA MARCHI	NO-LOGO	MEDIA RETE
21/10/19	1,479	1,482	1,472	1,473		1,472	1,495	1,478	1,455	1,474
22/10/19	1,479	1,481	1,471	1,472		1,471	1,493	1,477	1,453	1,473
23/10/19	1,479	1,480	1,471	1,471		1,470	1,494	1,477	1,453	1,473
24/10/19	1,479	1,479	1,470	1,471		1,471	1,495	1,476	1,453	1,473
25/10/19	1,478	1,478	1,470	1,471		1,471	1,494	1,476	1,452	1,472
26/10/19	1,478	1,480	1,470	1,470		1,472	1,494	1,476	1,451	1,472
27/10/19	1,477	1,480	1,470	1,471		1,472	1,494	1,476	1,452	1,473
28/10/19	1,478	1,479	1,470	1,472		1,471	1,493	1,476	1,452	1,473
29/10/19	1,478	1,479	1,470	1,476		1,469	1,494	1,477	1,452	1,473
30/10/19	1,477	1,481	1,469	1,477		1,469	1,495	1,477	1,452	1,473
31/10/19	1,477	1,482	1,470	1,477		1,469	1,495	1,477	1,452	1,474
01/11/19	1,477	1,482	1,470	1,476		1,469	1,495	1,477	1,452	1,473
02/11/19	1,477	1,481	1,470	1,476		1,469	1,495	1,477	1,452	1,473
03/11/19	1,478	1,481	1,471	1,476		1,470	1,495	1,477	1,451	1,473
04/11/19	1,478	1,481	1,471	1,475		1,470	1,495	1,477	1,452	1,473
05/11/19	1,477	1,481	1,470	1,475		1,472	1,494	1,477	1,453	1,473
06/11/19	1,477	1,483	1,470	1,481		1,477	1,495	1,479	1,454	1,475
07/11/19	1,477	1,484	1,470	1,482		1,478	1,496	1,480	1,454	1,476
08/11/19	1,477	1,484	1,471	1,481		1,476	1,496	1,480	1,456	1,476
09/11/19	1,477	1,484	1,471	1,480		1,474	1,496	1,479	1,453	1,475
10/11/19	1,477	1,484	1,472	1,480		1,475	1,496	1,479	1,453	1,475
11/11/19	1,477	1,484	1,472	1,480		1,475	1,496	1,479	1,453	1,475
12/11/19	1,477	1,483	1,471	1,479		1,472	1,496	1,479	1,452	1,475
13/11/19	1,478	1,483	1,471	1,478		1,472	1,496	1,478	1,452	1,475
14/11/19	1,477	1,483	1,470	1,476		1,471	1,495	1,477	1,452	1,474
15/11/19	1,478	1,483	1,470	1,476		1,471	1,495	1,478	1,452	1,474
16/11/19	1,478	1,483	1,469	1,475		1,471	1,496	1,477	1,452	1,474
17/11/19	1,478	1,483	1,468	1,475		1,471	1,496	1,477	1,451	1,473
18/11/19	1,478	1,483	1,468	1,476		1,470	1,496	1,477	1,451	1,474
19/11/19	1,478	1,482	1,468	1,478		1,470	1,496	1,478	1,452	1,474
20/11/19	1,477	1,481	1,468	1,477		1,470	1,495	1,477	1,451	1,473
21/11/19	1,477	1,480	1,468	1,475		1,469	1,495	1,476	1,451	1,473
22/11/19	1,477	1,480	1,469	1,476		1,469	1,495	1,477	1,451	1,473

QUOTAZIONI E PREZZI GIORNALIERI – 01.01.2019 – 31.12.2019

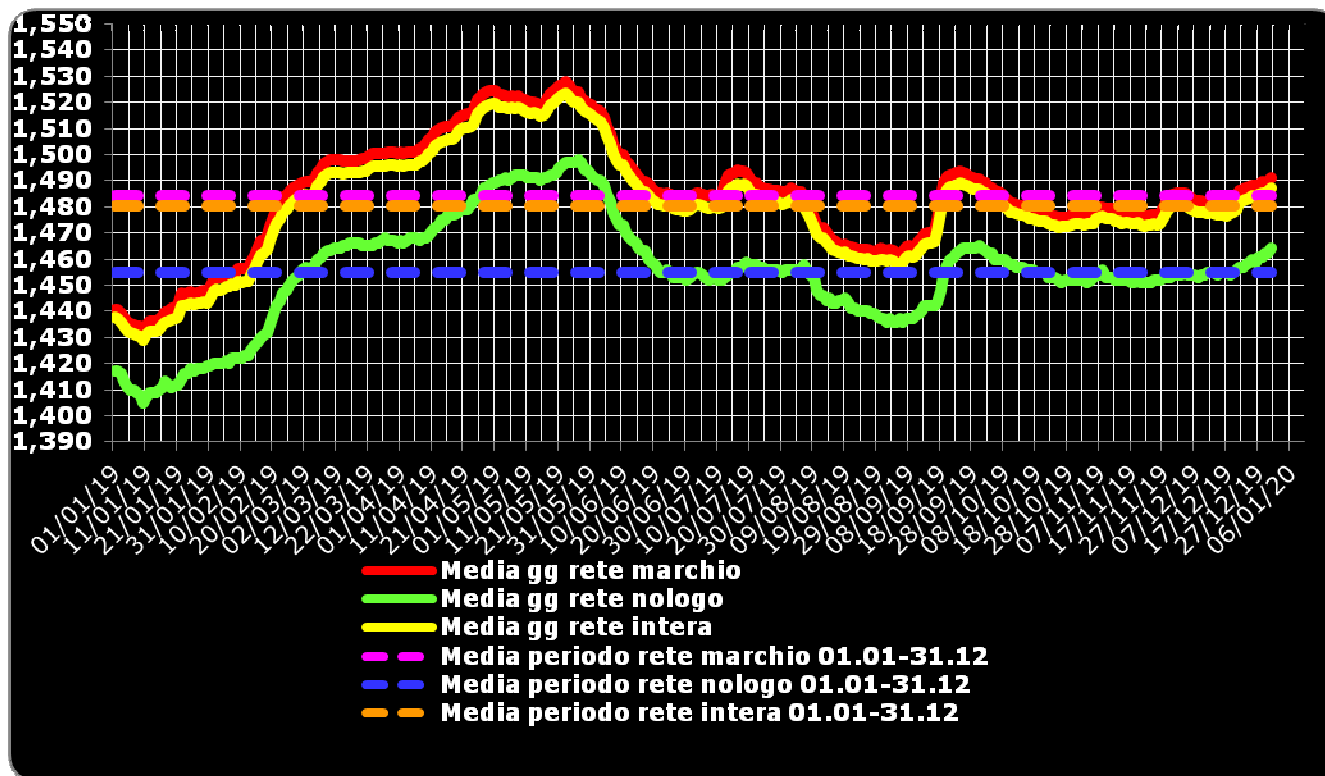
Data	AGIP ENI	API IP	ESSO	Q8	EX SHELL	TAMOIL	EX TOTALERG	MEDIA MARCHI	NO-LOGO	MEDIA RETE
23/11/19	1,477	1,482	1,468	1,476		1,470	1,495	1,477	1,451	1,473
24/11/19	1,476	1,483	1,469	1,475		1,471	1,495	1,477	1,452	1,473
25/11/19	1,476	1,483	1,469	1,475		1,471	1,495	1,477	1,452	1,473
26/11/19	1,479	1,482	1,468	1,474		1,472	1,494	1,477	1,452	1,473
27/11/19	1,483	1,484	1,468	1,478		1,473	1,496	1,480	1,453	1,476
28/11/19	1,486	1,486	1,471	1,479		1,475	1,497	1,482	1,453	1,478
29/11/19	1,491	1,487	1,473	1,478		1,479	1,498	1,484	1,453	1,480
30/11/19	1,492	1,488	1,475	1,478		1,479	1,500	1,485	1,454	1,481
01/12/19	1,493	1,488	1,475	1,478		1,479	1,500	1,485	1,454	1,481
02/12/19	1,493	1,488	1,475	1,478		1,479	1,500	1,485	1,454	1,481
03/12/19	1,494	1,488	1,475	1,477		1,477	1,502	1,485	1,454	1,481
04/12/19	1,493	1,489	1,475	1,477		1,477	1,502	1,485	1,455	1,481
05/12/19	1,492	1,489	1,474	1,476		1,475	1,502	1,484	1,454	1,480
06/12/19	1,489	1,489	1,474	1,475		1,474	1,502	1,483	1,454	1,479
07/12/19	1,488	1,488	1,473	1,475		1,475	1,501	1,483	1,454	1,478
08/12/19	1,487	1,488	1,473	1,475		1,475	1,501	1,482	1,453	1,478
09/12/19	1,487	1,487	1,473	1,475		1,476	1,501	1,482	1,454	1,478
10/12/19	1,487	1,487	1,472	1,475		1,475	1,500	1,482	1,454	1,478
11/12/19	1,486	1,486	1,473	1,475		1,475	1,498	1,481	1,455	1,478
12/12/19	1,486	1,485	1,473	1,478		1,475	1,497	1,482	1,455	1,478
13/12/19	1,487	1,483	1,472	1,478		1,475	1,496	1,481	1,455	1,478
14/12/19	1,486	1,483	1,472	1,478		1,473	1,496	1,481	1,454	1,477
15/12/19	1,486	1,483	1,473	1,478		1,473	1,496	1,481	1,455	1,477
16/12/19	1,486	1,483	1,473	1,478		1,473	1,496	1,481	1,455	1,477
17/12/19	1,486	1,482	1,472	1,477		1,471	1,497	1,480	1,455	1,477
18/12/19	1,486	1,482	1,472	1,482		1,476	1,497	1,482	1,454	1,478
19/12/19	1,486	1,482	1,474	1,483		1,476	1,496	1,482	1,455	1,478
20/12/19	1,488	1,483	1,475	1,482		1,478	1,496	1,483	1,456	1,479
21/12/19	1,492	1,484	1,477	1,488		1,480	1,497	1,486	1,457	1,482
22/12/19	1,493	1,485	1,476	1,488		1,481	1,497	1,487	1,457	1,482
23/12/19	1,493	1,485	1,477	1,489		1,481	1,497	1,487	1,458	1,483
24/12/19	1,494	1,486	1,478	1,488		1,482	1,498	1,488	1,459	1,483
25/12/19	1,494	1,486	1,480	1,488		1,482	1,501	1,488	1,460	1,484

QUOTAZIONI E PREZZI GIORNALIERI – 01.01.2019 – 31.12.2019

Data	AGIP ENI	API IP	ESSO	Q8	EX SHELL	TAMOIL	EX TOTALERG	MEDIA MARCHI	NO- LOGO	MEDIA RETE
26/12/19	1,494	1,486	1,480	1,487		1,482	1,502	1,488	1,459	1,484
27/12/19	1,495	1,486	1,481	1,487		1,482	1,500	1,488	1,461	1,485
28/12/19	1,494	1,487	1,481	1,493		1,484	1,503	1,490	1,461	1,485
29/12/19	1,494	1,487	1,480	1,493		1,484	1,503	1,489	1,462	1,485
30/12/19	1,494	1,487	1,481	1,494		1,485	1,503	1,490	1,462	1,486
31/12/19	1,498	1,488	1,482	1,493		1,486	1,501	1,491	1,464	1,487
MEDIA	1,485	1,490	1,478	1,481		1,484	1,495	1,484	1,455	1,480



Grafico prezzi gasolio self media rete di marchio, rete no-logo e rete intera - Euro/litro



SEZIONE 2.4 – PREZZI ITALIA: RETE DI MARCHIO SERVITO – MEDIA RETE DI MARCHIO, RETE NO-LOGO E RETE GENERALE – GASOLIO – EURO/LITRO

Data	AGIP ENI	API IP	ESSO	Q8	EX SHELL	TAMOIL	EX TOTALERG	MEDIA MARCHI	NO-LOGO	MEDIA RETE
01/01/19	1,587	1,678	1,582	1,624	1,379	1,577	1,622	1,607	1,458	1,578
02/01/19	1,586	1,676	1,582	1,623	1,379	1,578	1,621	1,606	1,458	1,577
03/01/19	1,585	1,675	1,578	1,619	1,399	1,578	1,618	1,604	1,455	1,575
04/01/19	1,584	1,670	1,576	1,622	1,399	1,576	1,612	1,603	1,453	1,573
05/01/19	1,584	1,666	1,574	1,621	1,399	1,577	1,610	1,601	1,451	1,572
06/01/19	1,584	1,667	1,574	1,618	1,399	1,575	1,611	1,601	1,450	1,572
07/01/19	1,584	1,667	1,574	1,618	1,399	1,576	1,613	1,601	1,449	1,572
08/01/19	1,585	1,667	1,573	1,614	1,399	1,575	1,611	1,601	1,449	1,572
09/01/19	1,583	1,667	1,572	1,613	1,399	1,576	1,608	1,600	1,447	1,570
10/01/19	1,585	1,667	1,571	1,615	1,399	1,576	1,609	1,601	1,446	1,571
11/01/19	1,587	1,667	1,570	1,611	1,399	1,576	1,612	1,601	1,447	1,572
12/01/19	1,588	1,666	1,573	1,612	1,399	1,574	1,611	1,601	1,448	1,572
13/01/19	1,588	1,665	1,572	1,613	1,399	1,573	1,611	1,601	1,448	1,572
14/01/19	1,589	1,667	1,573	1,614	1,399	1,572	1,611	1,602	1,448	1,573
15/01/19	1,590	1,668	1,573	1,619	1,399	1,574	1,609	1,603	1,449	1,574
16/01/19	1,594	1,667	1,575	1,618	1,399	1,572	1,610	1,604	1,451	1,575
17/01/19	1,596	1,670	1,578	1,620	1,399	1,575	1,610	1,606	1,453	1,578
18/01/19	1,596	1,670	1,576	1,621	1,399	1,579	1,610	1,606	1,451	1,577
19/01/19	1,598	1,670	1,576	1,621	1,399	1,581	1,610	1,607	1,451	1,577
20/01/19	1,600	1,670	1,575	1,622	1,399	1,580	1,609	1,607	1,451	1,578
21/01/19	1,602	1,671	1,576	1,622	1,399	1,581	1,610	1,608	1,452	1,579
22/01/19	1,604	1,670	1,578	1,622	1,399	1,583	1,614	1,610	1,452	1,580
23/01/19	1,605	1,675	1,578	1,624	1,399	1,586	1,615	1,612	1,453	1,582
24/01/19	1,606	1,676	1,579	1,623	1,399	1,589	1,614	1,612	1,455	1,582
25/01/19	1,606	1,675	1,582	1,625	1,399	1,589	1,614	1,613	1,457	1,584
26/01/19	1,607	1,674	1,580	1,628	1,399	1,590	1,614	1,613	1,456	1,584
27/01/19	1,607	1,673	1,582	1,628	1,399	1,591	1,614	1,614	1,456	1,583
28/01/19	1,607	1,674	1,582	1,628	1,399	1,592	1,616	1,614	1,457	1,584
29/01/19	1,606	1,679	1,583	1,625	1,399	1,591	1,612	1,614	1,458	1,583

QUOTAZIONI E PREZZI GIORNALIERI – 01.01.2019 – 31.12.2019

Data	AGIP ENI	API IP	ESSO	Q8	EX SHELL	TAMOIL	EX TOTALERG	MEDIA MARCHI	NO-LOGO	MEDIA RETE
30/01/19	1,607	1,672	1,585	1,624	1,399	1,592	1,613	1,614	1,458	1,583
31/01/19	1,609	1,673	1,583	1,627	1,399	1,591	1,615	1,615	1,459	1,584
01/02/19	1,612	1,677	1,585	1,631	1,399	1,590	1,617	1,617	1,459	1,586
02/02/19	1,614	1,678	1,585	1,632	1,399	1,592	1,621	1,619	1,460	1,589
03/02/19	1,614	1,677	1,584	1,632	1,399	1,592	1,621	1,619	1,458	1,588
04/02/19	1,614	1,678	1,583	1,632	1,399	1,591	1,620	1,618	1,459	1,589
05/02/19	1,612	1,677	1,585	1,631	1,399	1,590	1,617	1,617	1,459	1,586
06/02/19	1,614	1,678	1,585	1,632	1,399	1,592	1,621	1,619	1,460	1,589
07/02/19	1,614	1,677	1,584	1,632	1,399	1,592	1,621	1,619	1,458	1,588
08/02/19	1,614	1,678	1,583	1,632	1,399	1,591	1,620	1,618	1,459	1,589
09/02/19	1,615	1,678	1,584	1,636	1,399	1,592	1,622	1,620	1,459	1,589
10/02/19	1,616	1,680	1,585	1,637	1,399	1,594	1,621	1,621	1,458	1,590
11/02/19	1,616	1,678	1,587	1,637	1,574	1,596	1,620	1,621	1,460	1,591
12/02/19	1,616	1,677	1,587	1,637	1,574	1,597	1,619	1,621	1,460	1,589
13/02/19	1,617	1,674	1,589	1,639	1,574	1,597	1,620	1,620	1,460	1,588
14/02/19	1,617	1,673	1,589	1,637	1,574	1,597	1,620	1,620	1,460	1,588
15/02/19	1,617	1,673	1,590	1,637	1,574	1,597	1,621	1,621	1,460	1,589
16/02/19	1,616	1,672	1,589	1,637	1,574	1,593	1,623	1,620	1,462	1,589
17/02/19	1,622	1,674	1,591	1,639	1,574	1,594	1,627	1,623	1,464	1,593
18/02/19	1,623	1,678	1,592	1,642	1,574	1,599	1,630	1,625	1,465	1,595
19/02/19	1,625	1,682	1,596	1,642	1,574	1,601	1,629	1,627	1,467	1,597
20/02/19	1,629	1,685	1,598	1,646	1,574	1,601	1,630	1,630	1,468	1,599
21/02/19	1,630	1,687	1,600	1,647	1,574	1,602	1,632	1,631	1,469	1,600
22/02/19	1,630	1,686	1,600	1,649	1,574	1,603	1,631	1,632	1,470	1,601
23/02/19	1,632	1,689	1,608	1,649	1,574	1,609	1,634	1,635	1,473	1,604
24/02/19	1,638	1,687	1,615	1,651	1,574	1,614	1,635	1,638	1,477	1,607
25/02/19	1,641	1,688	1,617	1,656	1,399	1,614	1,635	1,640	1,479	1,609
26/02/19	1,644	1,688	1,617	1,657	1,574	1,616	1,638	1,642	1,481	1,611
27/02/19	1,649	1,688	1,617	1,658	1,574	1,617	1,642	1,645	1,483	1,613
28/02/19	1,650	1,689	1,617	1,659	1,574	1,618	1,643	1,646	1,485	1,614
01/03/19	1,655	1,696	1,621	1,673	1,409	1,614	1,649	1,652	1,491	1,620
02/03/19	1,655	1,698	1,620	1,674	1,409	1,614	1,650	1,652	1,492	1,619
03/03/19	1,655	1,699	1,621	1,673	1,579	1,613	1,649	1,652	1,492	1,618

QUOTAZIONI E PREZZI GIORNALIERI – 01.01.2019 – 31.12.2019

Data	AGIP ENI	API IP	ESSO	Q8	EX SHELL	TAMOIL	EX TOTALERG	MEDIA MARCHI	NO-LOGO	MEDIA RETE
04/03/19	1,656	1,700	1,622	1,674	1,579	1,614	1,650	1,653	1,492	1,619
05/03/19	1,657	1,701	1,623	1,670	1,584	1,613	1,651	1,653	1,496	1,622
06/03/19	1,661	1,702	1,624	1,669	1,584	1,612	1,653	1,655	1,497	1,625
07/03/19	1,662	1,705	1,623	1,675	1,584	1,614	1,658	1,657	1,497	1,627
08/03/19	1,662	1,708	1,625	1,677	1,584	1,616	1,659	1,659	1,499	1,629
09/03/19	1,663	1,710	1,627	1,678	1,597	1,615	1,660	1,660	1,499	1,630
10/03/19	1,663	1,709	1,629	1,680	1,597	1,616	1,661	1,660	1,498	1,630
11/03/19	1,663	1,709	1,629	1,681	1,597	1,614	1,662	1,660	1,499	1,630
12/03/19	1,663	1,711	1,631	1,681	1,597	1,610	1,663	1,661	1,499	1,630
13/03/19	1,663	1,712	1,629	1,680	1,597	1,610	1,664	1,660	1,500	1,628
14/03/19	1,664	1,708	1,631	1,677	1,597	1,610	1,667	1,660	1,501	1,627
15/03/19	1,664	1,705	1,632	1,675	1,597	1,609	1,666	1,659	1,501	1,628
16/03/19	1,665	1,706	1,628	1,675	1,419	1,608	1,664	1,659	1,501	1,627
17/03/19	1,665	1,706	1,627	1,671	1,419	1,608	1,665	1,658	1,501	1,627
18/03/19	1,664	1,707	1,627	1,671	1,419	1,608	1,664	1,658	1,501	1,627
19/03/19	1,665	1,708	1,629	1,676	1,425	1,607	1,664	1,659	1,502	1,629
20/03/19	1,665	1,707	1,632	1,678	1,425	1,606	1,664	1,660	1,501	1,629
21/03/19	1,665	1,706	1,631	1,680	1,425	1,607	1,662	1,659	1,502	1,629
22/03/19	1,665	1,710	1,632	1,682	1,425	1,609	1,666	1,661	1,501	1,630
23/03/19	1,665	1,710	1,636	1,684	1,425	1,609	1,667	1,662	1,502	1,632
24/03/19	1,665	1,709	1,635	1,682	1,425	1,610	1,667	1,662	1,501	1,631
25/03/19	1,665	1,709	1,635	1,682	1,425	1,609	1,668	1,662	1,502	1,631
26/03/19	1,664	1,709	1,634	1,682	1,439	1,609	1,666	1,661	1,503	1,631
27/03/19	1,665	1,709	1,633	1,677	1,439	1,608	1,666	1,661	1,504	1,631
28/03/19	1,664	1,708	1,635	1,679	1,439	1,607	1,667	1,661	1,504	1,631
29/03/19	1,665	1,709	1,635	1,681	1,439	1,608	1,668	1,661	1,503	1,631
30/03/19	1,665	1,709	1,635	1,679	1,439	1,608	1,669	1,661	1,502	1,631
31/03/19	1,664	1,711	1,637	1,678	1,439	1,609	1,669	1,662	1,502	1,631
01/04/19	1,665	1,711	1,636	1,678	1,439	1,608	1,670	1,662	1,503	1,632
02/04/19	1,665	1,711	1,637	1,680	1,439	1,610	1,670	1,663	1,502	1,632
03/04/19	1,664	1,712	1,636	1,681	1,439	1,611	1,669	1,663	1,504	1,632
04/04/19	1,665	1,711	1,636	1,681	1,439	1,610	1,668	1,662	1,504	1,632
05/04/19	1,665	1,711	1,636	1,681	1,439	1,610	1,668	1,662	1,504	1,632

QUOTAZIONI E PREZZI GIORNALIERI – 01.01.2019 – 31.12.2019

Data	AGIP ENI	API IP	ESSO	Q8	EX SHELL	TAMOIL	EX TOTALERG	MEDIA MARCHI	NO- LOGO	MEDIA RETE
06/04/19	1,665	1,711	1,636	1,681	1,439	1,610	1,668	1,662	1,504	1,632
07/04/19	1,665	1,710	1,635	1,683	1,439	1,609	1,668	1,662	1,504	1,632
08/04/19	1,665	1,711	1,635	1,684	1,439	1,608	1,668	1,663	1,505	1,632
09/04/19	1,667	1,714	1,637	1,685	1,439	1,609	1,669	1,664	1,504	1,633
10/04/19	1,671	1,715	1,640	1,685	1,439	1,613	1,670	1,667	1,506	1,636
11/04/19	1,672	1,713	1,641	1,685	1,449	1,614	1,671	1,667	1,506	1,636
12/04/19	1,673	1,715	1,643	1,685	1,449	1,614	1,671	1,668	1,506	1,637
13/04/19	1,673	1,718	1,644	1,687	1,449	1,617	1,675	1,670	1,508	1,639
14/04/19	1,673	1,719	1,646	1,687	1,449	1,617	1,676	1,671	1,510	1,639
15/04/19	1,673	1,720	1,645	1,688	1,449	1,618	1,676	1,671	1,511	1,640
16/04/19	1,673	1,721	1,646	1,686	1,449	1,620	1,677	1,671	1,513	1,641
17/04/19	1,673	1,721	1,646	1,688	1,449	1,620	1,677	1,672	1,513	1,639
18/04/19	1,675	1,720	1,646	1,689	1,449	1,625	1,675	1,672	1,514	1,640
19/04/19	1,680	1,720	1,647	1,690	1,449	1,626	1,678	1,674	1,514	1,643
20/04/19	1,682	1,720	1,650	1,690	1,449	1,626	1,679	1,675	1,516	1,644
21/04/19	1,682	1,720	1,649	1,690	1,449	1,627	1,678	1,675	1,515	1,644
22/04/19	1,682	1,720	1,649	1,692	1,449	1,626	1,679	1,675	1,516	1,644
23/04/19	1,684	1,723	1,650	1,691	1,449	1,628	1,681	1,677	1,517	1,647
24/04/19	1,686	1,725	1,650	1,698	1,449	1,628	1,686	1,680	1,520	1,650
25/04/19	1,690	1,731	1,652	1,697	1,449	1,631	1,688	1,683	1,520	1,652
26/04/19	1,691	1,734	1,654	1,700	1,449	1,632	1,689	1,685	1,521	1,654
27/04/19	1,692	1,732	1,657	1,700	1,449	1,633	1,688	1,685	1,524	1,655
28/04/19	1,692	1,732	1,660	1,700	1,449	1,633	1,685	1,685	1,523	1,654
29/04/19	1,692	1,731	1,661	1,700	1,449	1,633	1,686	1,685	1,524	1,654
30/04/19	1,692	1,731	1,660	1,700	1,449	1,635	1,686	1,686	1,524	1,654
01/05/19	1,691	1,731	1,661	1,700	1,449	1,635	1,686	1,686	1,524	1,654
02/05/19	1,692	1,723	1,661	1,700		1,635	1,685	1,683	1,526	1,651
03/05/19	1,689	1,726	1,659	1,698	1,449	1,635	1,686	1,683	1,526	1,651
04/05/19	1,687	1,730	1,660	1,704	1,449	1,634	1,687	1,684	1,527	1,652
05/05/19	1,686	1,732	1,660	1,704	1,449	1,633	1,688	1,684	1,527	1,653
06/05/19	1,687	1,732	1,659	1,703	1,449	1,632	1,689	1,684	1,528	1,654
07/05/19	1,687	1,732	1,659	1,701	1,449	1,635	1,691	1,685	1,529	1,655
08/05/19	1,686	1,733	1,658	1,701	1,449	1,636	1,689	1,685	1,528	1,655

QUOTAZIONI E PREZZI GIORNALIERI – 01.01.2019 – 31.12.2019

Data	AGIP ENI	API IP	ESSO	Q8	EX SHELL	TAMOIL	EX TOTALERG	MEDIA MARCHI	NO-LOGO	MEDIA RETE
09/05/19	1,686	1,731	1,657	1,703	1,449	1,635	1,689	1,684	1,529	1,654
10/05/19	1,686	1,729	1,658	1,702	1,449	1,634	1,687	1,683	1,528	1,653
11/05/19	1,687	1,728	1,660	1,700	1,449	1,635	1,687	1,684	1,527	1,653
12/05/19	1,687	1,728	1,660	1,700	1,449	1,634	1,686	1,683	1,526	1,653
13/05/19	1,687	1,730	1,659	1,700	1,449	1,634	1,687	1,684	1,527	1,653
14/05/19	1,686	1,730	1,660	1,699	1,449	1,632	1,685	1,683	1,527	1,653
15/05/19	1,687	1,731	1,658	1,701	1,449	1,631	1,687	1,683	1,527	1,652
16/05/19	1,687	1,732	1,658	1,700	1,449	1,630	1,685	1,683	1,528	1,652
17/05/19	1,689	1,729	1,658	1,701	1,449	1,631	1,686	1,684	1,527	1,653
18/05/19	1,692	1,732	1,661	1,702	1,449	1,635	1,683	1,686	1,527	1,656
19/05/19	1,692	1,735	1,662	1,701	1,449	1,636	1,684	1,687	1,528	1,657
20/05/19	1,693	1,735	1,663	1,702	1,449	1,636	1,684	1,687	1,529	1,657
21/05/19	1,693	1,732	1,663	1,701	1,449	1,639	1,685	1,687	1,531	1,658
22/05/19	1,694	1,735	1,666	1,703	1,449	1,640	1,685	1,689	1,533	1,660
23/05/19	1,695	1,734	1,665	1,704	1,459	1,641	1,685	1,689	1,533	1,660
24/05/19	1,695	1,734	1,665	1,703	1,459	1,640	1,685	1,689	1,534	1,659
25/05/19	1,694	1,732	1,665	1,702	1,459	1,637	1,687	1,688	1,535	1,657
26/05/19	1,693	1,729	1,667	1,701	1,459	1,637	1,685	1,687	1,535	1,656
27/05/19	1,693	1,729	1,667	1,700	1,459	1,636	1,685	1,687	1,535	1,656
28/05/19	1,691	1,730	1,665	1,702	1,459	1,635	1,683	1,686	1,534	1,656
29/05/19	1,689	1,729	1,663	1,701	1,459	1,635	1,684	1,685	1,532	1,655
30/05/19	1,688	1,729	1,662	1,699	1,459	1,634	1,685	1,684	1,532	1,655
31/05/19	1,687	1,729	1,662	1,703	1,459	1,633	1,685	1,684	1,531	1,655
01/06/19	1,687	1,726	1,661	1,700	1,459	1,631	1,684	1,683	1,529	1,653
02/06/19	1,685	1,726	1,660	1,698	1,439	1,629	1,684	1,681	1,526	1,651
03/06/19	1,685	1,726	1,659	1,698	1,439	1,629	1,684	1,681	1,527	1,651
04/06/19	1,681	1,724	1,657	1,696	1,439	1,627	1,684	1,679	1,525	1,649
05/06/19	1,678	1,724	1,655	1,695	1,439	1,627	1,682	1,678	1,522	1,648
06/06/19	1,674	1,722	1,651	1,691	1,439	1,622	1,678	1,674	1,519	1,644
07/06/19	1,670	1,722	1,648	1,687	1,439	1,621	1,672	1,671	1,515	1,640
08/06/19	1,667	1,718	1,645	1,686	1,439	1,618	1,668	1,668	1,514	1,637
09/06/19	1,665	1,718	1,644	1,686	1,439	1,617	1,666	1,666	1,511	1,636
10/06/19	1,665	1,717	1,643	1,687	1,439	1,618	1,666	1,666	1,511	1,636

QUOTAZIONI E PREZZI GIORNALIERI – 01.01.2019 – 31.12.2019

Data	AGIP ENI	API IP	ESSO	Q8	EX SHELL	TAMOIL	EX TOTALERG	MEDIA MARCHI	NO-LOGO	MEDIA RETE
11/06/19	1,662	1,713	1,642	1,680	1,439	1,614	1,664	1,663	1,509	1,632
12/06/19	1,660	1,709	1,640	1,682	1,439	1,614	1,661	1,661	1,507	1,631
13/06/19	1,660	1,707	1,638	1,681	1,439	1,613	1,661	1,661	1,506	1,630
14/06/19	1,660	1,705	1,637	1,677	1,439	1,610	1,659	1,659	1,505	1,628
15/06/19	1,659	1,702	1,634	1,673	1,439	1,611	1,660	1,657	1,504	1,627
16/06/19	1,658	1,703	1,632	1,673	1,439	1,612	1,658	1,657	1,503	1,626
17/06/19	1,659	1,703	1,632	1,673	1,439	1,612	1,658	1,657	1,503	1,626
18/06/19	1,659	1,703	1,631	1,671	1,439	1,610	1,657	1,656	1,501	1,625
19/06/19	1,658	1,701	1,629	1,668	1,439	1,609	1,656	1,654	1,499	1,624
20/06/19	1,658	1,701	1,628	1,668	1,439	1,609	1,656	1,654	1,499	1,623
21/06/19	1,657	1,698	1,625	1,668	1,439	1,609	1,654	1,652	1,497	1,621
22/06/19	1,657	1,698	1,625	1,670	1,439	1,605	1,652	1,652	1,497	1,621
23/06/19	1,657	1,697	1,627	1,668	1,439	1,605	1,651	1,652	1,497	1,620
24/06/19	1,658	1,700	1,626	1,668	1,439	1,605	1,653	1,653	1,497	1,621
25/06/19	1,658	1,700	1,626	1,665	1,439	1,605	1,656	1,652	1,495	1,620
26/06/19	1,657	1,703	1,624	1,665	1,439	1,604	1,656	1,652	1,494	1,619
27/06/19	1,657	1,703	1,624	1,668	1,439	1,604	1,657	1,653	1,494	1,620
28/06/19	1,658	1,702	1,625	1,665	1,439	1,604	1,658	1,653	1,493	1,620
29/06/19	1,657	1,700	1,624	1,665	1,439	1,605	1,655	1,651	1,493	1,619
30/06/19	1,657	1,700	1,623	1,664	1,439	1,604	1,655	1,651	1,494	1,619
01/07/19	1,658	1,698	1,623	1,664	1,439	1,605	1,654	1,651	1,495	1,619
02/07/19	1,658	1,702	1,624	1,668	1,439	1,604	1,656	1,653	1,495	1,621
03/07/19	1,657	1,703	1,622	1,672	1,439	1,605	1,657	1,653	1,495	1,622
04/07/19	1,658	1,702	1,622	1,666	1,439	1,606	1,658	1,653	1,496	1,622
05/07/19	1,658	1,703	1,623	1,668	1,439	1,602	1,659	1,654	1,495	1,623
06/07/19	1,658	1,705	1,623	1,667	1,439	1,600	1,660	1,654	1,495	1,623
07/07/19	1,658	1,707	1,623	1,666	1,439	1,600	1,661	1,654	1,494	1,623
08/07/19	1,658	1,706	1,623	1,667	1,439	1,598	1,662	1,654	1,493	1,623
09/07/19	1,658	1,702	1,624	1,667	1,439	1,600	1,656	1,652	1,493	1,621
10/07/19	1,657	1,700	1,624	1,665	1,439	1,599	1,655	1,651	1,492	1,620
11/07/19	1,657	1,703	1,625	1,667	1,439	1,598	1,657	1,653	1,493	1,621
12/07/19	1,659	1,706	1,624	1,668	1,439	1,601	1,658	1,654	1,494	1,623
13/07/19	1,662	1,709	1,631	1,673	1,439	1,610	1,660	1,659	1,495	1,627

QUOTAZIONI E PREZZI GIORNALIERI – 01.01.2019 – 31.12.2019

Data	AGIP ENI	API IP	ESSO	Q8	EX SHELL	TAMOIL	EX TOTALERG	MEDIA MARCHI	NO-LOGO	MEDIA RETE
14/07/19	1,663	1,708	1,633	1,672	1,439	1,608	1,660	1,659	1,495	1,627
15/07/19	1,664	1,709	1,632	1,674	1,439	1,608	1,662	1,660	1,495	1,627
16/07/19	1,664	1,709	1,633	1,673	1,439	1,610	1,667	1,661	1,497	1,629
17/07/19	1,665	1,711	1,632	1,673	1,439	1,611	1,663	1,661	1,496	1,629
18/07/19	1,665	1,710	1,632	1,672	1,439	1,611	1,665	1,661	1,497	1,629
19/07/19	1,664	1,710	1,633	1,673	1,439	1,611	1,666	1,661	1,497	1,629
20/07/19	1,662	1,709	1,629	1,669	1,439	1,609	1,665	1,659	1,496	1,627
21/07/19	1,661	1,707	1,629	1,669	1,439	1,607	1,662	1,657	1,496	1,625
22/07/19	1,661	1,707	1,630	1,669	1,439	1,608	1,662	1,658	1,496	1,626
23/07/19	1,659	1,705	1,630	1,667	1,439	1,605	1,659	1,656	1,497	1,625
24/07/19	1,657	1,706	1,629	1,668	1,439	1,607	1,662	1,655	1,496	1,624
25/07/19	1,656	1,704	1,628	1,669	1,439	1,606	1,663	1,655	1,495	1,624
26/07/19	1,656	1,705	1,626	1,668	1,439	1,606	1,663	1,654	1,496	1,624
27/07/19	1,656	1,707	1,628	1,669	1,439	1,606	1,658	1,655	1,496	1,624
28/07/19	1,655	1,708	1,628	1,667	1,439	1,607	1,658	1,654	1,496	1,623
29/07/19	1,655	1,707	1,628	1,668	1,439	1,605	1,659	1,654	1,496	1,623
30/07/19	1,655	1,707	1,625	1,669	1,439	1,606	1,662	1,654	1,495	1,623
31/07/19	1,656	1,703	1,624	1,665	1,439	1,606	1,660	1,653	1,497	1,622
01/08/19	1,657	1,707	1,626	1,667	1,439	1,606	1,661	1,655	1,498	1,624
02/08/19	1,656	1,708	1,628	1,667	1,439	1,605	1,661	1,655	1,497	1,624
03/08/19	1,656	1,705	1,627	1,673	1,439	1,607	1,663	1,655	1,496	1,623
04/08/19	1,656	1,704	1,625	1,673	1,439	1,607	1,662	1,655	1,497	1,623
05/08/19	1,656	1,705	1,625	1,673	1,439	1,607	1,662	1,655	1,497	1,623
06/08/19	1,652	1,707	1,627	1,673	1,439	1,602	1,663	1,654	1,499	1,624
07/08/19	1,648	1,705	1,623	1,673	1,439	1,601	1,661	1,651	1,496	1,622
08/08/19	1,645	1,703	1,621	1,672	1,439	1,600	1,660	1,650	1,495	1,620
09/08/19	1,640	1,701	1,619	1,670	1,439	1,597	1,656	1,646	1,493	1,617
10/08/19	1,637	1,699	1,618	1,669	1,439	1,593	1,655	1,644	1,489	1,614
11/08/19	1,635	1,699	1,616	1,667	1,439	1,593	1,653	1,643	1,487	1,613
12/08/19	1,635	1,697	1,616	1,666	1,439	1,592	1,652	1,643	1,487	1,612
13/08/19	1,632	1,697	1,614	1,661	1,439	1,588	1,650	1,640	1,486	1,610
14/08/19	1,631	1,696	1,614	1,658	1,439	1,587	1,650	1,639	1,486	1,609
15/08/19	1,630	1,693	1,611	1,660	1,439	1,584	1,649	1,637	1,486	1,607

QUOTAZIONI E PREZZI GIORNALIERI – 01.01.2019 – 31.12.2019

Data	AGIP ENI	API IP	ESSO	Q8	EX SHELL	TAMOIL	EX TOTALERG	MEDIA MARCHI	NO-LOGO	MEDIA RETE
16/08/19	1,631	1,693	1,611	1,660	1,439	1,584	1,650	1,637	1,485	1,606
17/08/19	1,632	1,686	1,609	1,658	1,439	1,582	1,651	1,635	1,486	1,605
18/08/19	1,632	1,688	1,610	1,655	1,439	1,582	1,648	1,634	1,486	1,604
19/08/19	1,633	1,688	1,610	1,656	1,439	1,583	1,650	1,635	1,486	1,605
20/08/19	1,632	1,687	1,608	1,660	1,439	1,580	1,651	1,635	1,482	1,602
21/08/19	1,632	1,687	1,608	1,664	1,439	1,580	1,647	1,635	1,480	1,603
22/08/19	1,631	1,686	1,610	1,663	1,439	1,581	1,647	1,635	1,481	1,603
23/08/19	1,630	1,686	1,605	1,663	1,429	1,581	1,645	1,634	1,481	1,602
24/08/19	1,630	1,685	1,604	1,664	1,429	1,581	1,646	1,634	1,482	1,602
25/08/19	1,630	1,686	1,604	1,663	1,429	1,581	1,644	1,634	1,482	1,601
26/08/19	1,630	1,686	1,604	1,664	1,429	1,579	1,643	1,634	1,483	1,602
27/08/19	1,629	1,685	1,603	1,663	1,429	1,581	1,645	1,633	1,481	1,602
28/08/19	1,629	1,682	1,603	1,662	1,429	1,581	1,642	1,632	1,481	1,601
29/08/19	1,629	1,684	1,604	1,659	1,429	1,580	1,641	1,633	1,480	1,601
30/08/19	1,629	1,684	1,607	1,655	1,429	1,581	1,642	1,633	1,481	1,602
31/08/19	1,629	1,684	1,604	1,657	1,429	1,583	1,642	1,632	1,480	1,601
01/09/19	1,628	1,685	1,605	1,657	1,429	1,583	1,643	1,633	1,481	1,601
02/09/19	1,629	1,684	1,606	1,657	1,429	1,583	1,643	1,633	1,480	1,601
03/09/19	1,629	1,685	1,606	1,655	1,419	1,564	1,643	1,631	1,481	1,600
04/09/19	1,629	1,684	1,604	1,658	1,419	1,563	1,641	1,631	1,481	1,600
05/09/19	1,629	1,683	1,603	1,659	1,419	1,562	1,639	1,630	1,478	1,600
06/09/19	1,631	1,685	1,603	1,661	1,419	1,562	1,637	1,631	1,478	1,602
07/09/19	1,634	1,685	1,605	1,660	1,419	1,564	1,635	1,632	1,479	1,604
08/09/19	1,634	1,684	1,603	1,659	1,419	1,564	1,636	1,632	1,478	1,603
09/09/19	1,635	1,685	1,603	1,660	1,419	1,563	1,636	1,633	1,479	1,604
10/09/19	1,635	1,685	1,604	1,662	1,419	1,563	1,635	1,633	1,480	1,604
11/09/19	1,636	1,687	1,606	1,663	1,419	1,563	1,635	1,634	1,482	1,605
12/09/19	1,637	1,687	1,606	1,665	1,419	1,567	1,635	1,635	1,482	1,606
13/09/19	1,641	1,688	1,608	1,666	1,419	1,567	1,636	1,637	1,483	1,608
14/09/19	1,643	1,689	1,608	1,665	1,419	1,567	1,638	1,638	1,483	1,608
15/09/19	1,643	1,687	1,611	1,663	1,419	1,567	1,637	1,638	1,483	1,607
16/09/19	1,643	1,688	1,611	1,665	1,419	1,567	1,638	1,638	1,483	1,608
17/09/19	1,644	1,690	1,612	1,670	1,419	1,571	1,639	1,640	1,485	1,610

QUOTAZIONI E PREZZI GIORNALIERI – 01.01.2019 – 31.12.2019

Data	AGIP ENI	API IP	ESSO	Q8	EX SHELL	TAMOIL	EX TOTALERG	MEDIA MARCHI	NO-LOGO	MEDIA RETE
18/09/19	1,650	1,692	1,618	1,675	1,419	1,584	1,648	1,646	1,488	1,616
19/09/19	1,658	1,697	1,628	1,676	1,469	1,588	1,652	1,652	1,494	1,622
20/09/19	1,660	1,698	1,631	1,680	1,469	1,589	1,656	1,655	1,498	1,625
21/09/19	1,662	1,699	1,633	1,682	1,469	1,592	1,656	1,657	1,500	1,627
22/09/19	1,661	1,700	1,632	1,681	1,469	1,592	1,657	1,657	1,500	1,626
23/09/19	1,662	1,699	1,633	1,683	1,469	1,592	1,658	1,657	1,500	1,627
24/09/19	1,664	1,701	1,634	1,680	1,469	1,592	1,658	1,658	1,502	1,628
25/09/19	1,665	1,700	1,635	1,679	1,439	1,593	1,655	1,658	1,502	1,627
26/09/19	1,664	1,700	1,634	1,680	1,439	1,593	1,650	1,657	1,503	1,625
27/09/19	1,665	1,696	1,636	1,681	1,439	1,589	1,651	1,656	1,504	1,625
28/09/19	1,664	1,695	1,632	1,683	1,439	1,590	1,654	1,655	1,504	1,624
29/09/19	1,663	1,696	1,632	1,683	1,439	1,590	1,654	1,655	1,504	1,624
30/09/19	1,663	1,696	1,632	1,684	1,439	1,590	1,655	1,655	1,504	1,624
01/10/19	1,660	1,695	1,632	1,677	1,439	1,590	1,658	1,654	1,504	1,624
02/10/19	1,660	1,696	1,631	1,677	1,439	1,588	1,659	1,654	1,504	1,624
03/10/19	1,659	1,697	1,627	1,676	1,459	1,589	1,656	1,653	1,504	1,624
04/10/19	1,659	1,698	1,627	1,675	1,459	1,588	1,657	1,653	1,503	1,624
05/10/19	1,658	1,699	1,628	1,675	1,459	1,585	1,656	1,653	1,502	1,623
06/10/19	1,656	1,698	1,627	1,672	1,459	1,585	1,655	1,651	1,501	1,622
07/10/19	1,656	1,698	1,627	1,671	1,459	1,585	1,653	1,651	1,501	1,622
08/10/19	1,653	1,698	1,625	1,671	1,459	1,580	1,652	1,649	1,502	1,620
09/10/19	1,651	1,699	1,624	1,669	1,459	1,580	1,653	1,648	1,501	1,619
10/10/19	1,650	1,697	1,622	1,667	1,459	1,579	1,652	1,647	1,500	1,618
11/10/19	1,649	1,696	1,621	1,666	1,439	1,578	1,652	1,646	1,498	1,617
12/10/19	1,649	1,696	1,621	1,666	1,439	1,578	1,653	1,646	1,497	1,616
13/10/19	1,649	1,695	1,622	1,662	1,439	1,578	1,652	1,646	1,497	1,616
14/10/19	1,649	1,695	1,621	1,662	1,439	1,578	1,653	1,645	1,497	1,616
15/10/19	1,649	1,695	1,621	1,658	1,439	1,576	1,653	1,645	1,496	1,615
16/10/19	1,649	1,695	1,619	1,663	1,439	1,575	1,650	1,645	1,495	1,614
17/10/19	1,649	1,697	1,619	1,663	1,439	1,574	1,649	1,645	1,495	1,614
18/10/19	1,649	1,694	1,618	1,663	1,439	1,573	1,649	1,644	1,495	1,613
19/10/19	1,649	1,694	1,618	1,665	1,439	1,571	1,649	1,643	1,495	1,614
20/10/19	1,649	1,694	1,618	1,664	1,439	1,573	1,648	1,643	1,495	1,613

QUOTAZIONI E PREZZI GIORNALIERI – 01.01.2019 – 31.12.2019

Data	AGIP ENI	API IP	ESSO	Q8	EX SHELL	TAMOIL	EX TOTALERG	MEDIA MARCHI	NO-LOGO	MEDIA RETE
21/10/19	1,649	1,693	1,619	1,665	1,439	1,573	1,647	1,644	1,495	1,613
22/10/19	1,649	1,691	1,618	1,666	1,439	1,574	1,647	1,643	1,495	1,613
23/10/19	1,649	1,690	1,618	1,664	1,439	1,575	1,648	1,643	1,495	1,613
24/10/19	1,648	1,691	1,617	1,663	1,439	1,576	1,648	1,643	1,494	1,612
25/10/19	1,648	1,692	1,617	1,667	1,439	1,575	1,647	1,643	1,493	1,614
26/10/19	1,648	1,692	1,618	1,664	1,439	1,573	1,646	1,643	1,493	1,613
27/10/19	1,648	1,692	1,618	1,667	1,439	1,572	1,645	1,643	1,493	1,613
28/10/19	1,649	1,692	1,618	1,666	1,439	1,571	1,645	1,643	1,492	1,613
29/10/19	1,649	1,695	1,618	1,669	1,439	1,570	1,645	1,644	1,493	1,614
30/10/19	1,649	1,694	1,617	1,673	1,439	1,571	1,649	1,645	1,492	1,614
31/10/19	1,649	1,694	1,620	1,671	1,439	1,569	1,648	1,645	1,494	1,614
01/11/19	1,648	1,691	1,619	1,670	1,439	1,568	1,648	1,643	1,494	1,612
02/11/19	1,648	1,691	1,620	1,672	1,439	1,568	1,647	1,642	1,494	1,613
03/11/19	1,648	1,691	1,620	1,671	1,439	1,568	1,644	1,642	1,494	1,613
04/11/19	1,649	1,691	1,618	1,668	1,439	1,569	1,644	1,642	1,494	1,613
05/11/19	1,648	1,691	1,620	1,664	1,439	1,572	1,644	1,642	1,493	1,613
06/11/19	1,648	1,695	1,618	1,668	1,439	1,575	1,644	1,643	1,494	1,614
07/11/19	1,648	1,695	1,619	1,673	1,439	1,576	1,646	1,645	1,493	1,615
08/11/19	1,648	1,695	1,619	1,671	1,439	1,576	1,649	1,646	1,495	1,616
09/11/19	1,648	1,694	1,619	1,671	1,439	1,576	1,647	1,645	1,493	1,615
10/11/19	1,647	1,693	1,620	1,671	1,439	1,576	1,648	1,645	1,493	1,614
11/11/19	1,648	1,694	1,620	1,673	1,439	1,576	1,648	1,645	1,493	1,615
12/11/19	1,648	1,694	1,619	1,674	1,439	1,572	1,647	1,645	1,492	1,615
13/11/19	1,648	1,691	1,619	1,669	1,439	1,573	1,644	1,643	1,493	1,613
14/11/19	1,648	1,689	1,618	1,669	1,439	1,571	1,647	1,642	1,494	1,613
15/11/19	1,648	1,688	1,618	1,671	1,439	1,571	1,645	1,642	1,493	1,613
16/11/19	1,648	1,687	1,619	1,669	1,439	1,571	1,648	1,643	1,494	1,614
17/11/19	1,648	1,688	1,619	1,669	1,439	1,572	1,649	1,643	1,493	1,614
18/11/19	1,648	1,689	1,619	1,667	1,439	1,571	1,647	1,643	1,493	1,614
19/11/19	1,647	1,689	1,619	1,664	1,439	1,574	1,647	1,642	1,495	1,614
20/11/19	1,647	1,690	1,619	1,667	1,439	1,573	1,648	1,643	1,493	1,613
21/11/19	1,647	1,690	1,619	1,669	1,439	1,575	1,646	1,643	1,493	1,614
22/11/19	1,647	1,689	1,620	1,670	1,439	1,574	1,646	1,643	1,493	1,614

QUOTAZIONI E PREZZI GIORNALIERI – 01.01.2019 – 31.12.2019

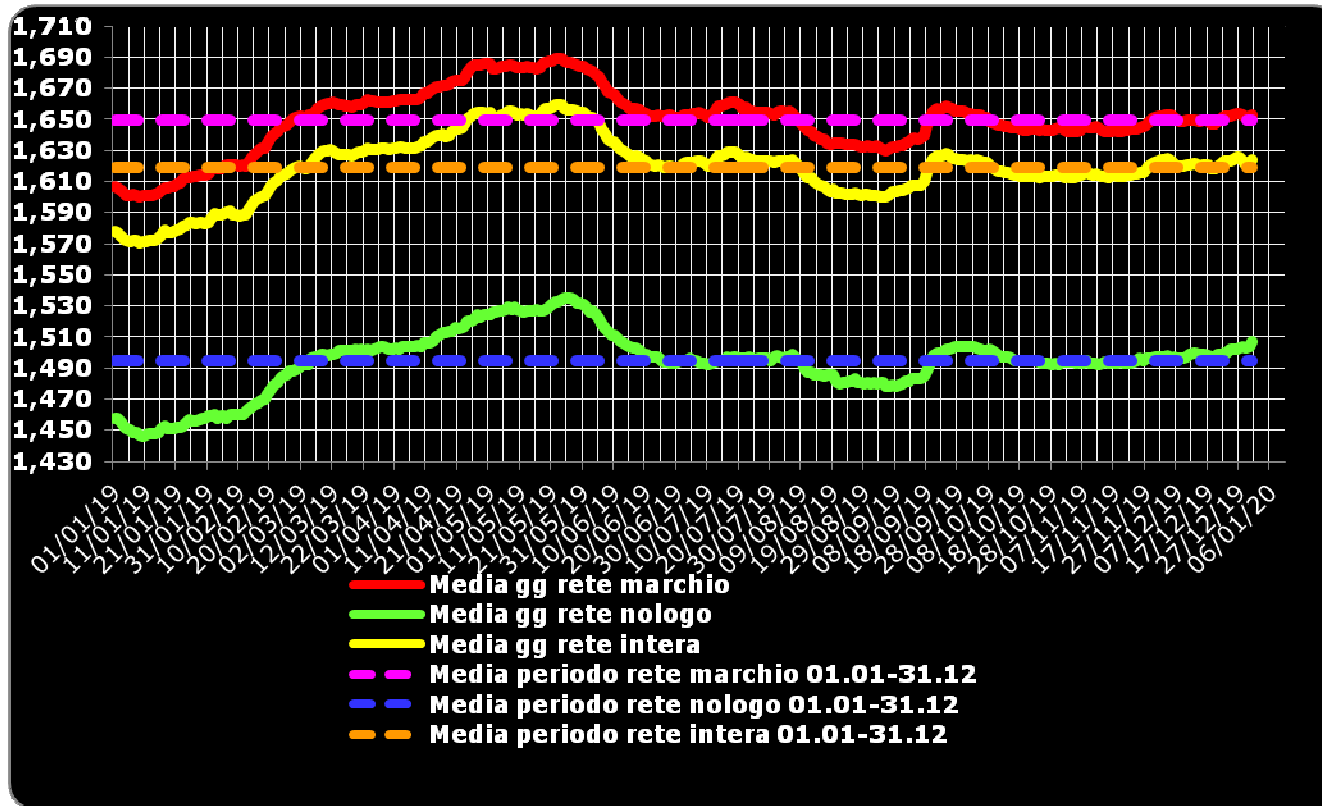
Data	AGIP ENI	API IP	ESSO	Q8	EX SHELL	TAMOIL	EX TOTALERG	MEDIA MARCHI	NO-LOGO	MEDIA RETE
23/11/19	1,647	1,692	1,620	1,671	1,439	1,572	1,647	1,644	1,494	1,615
24/11/19	1,647	1,694	1,620	1,668	1,439	1,573	1,647	1,644	1,495	1,615
25/11/19	1,647	1,693	1,621	1,669	1,439	1,573	1,649	1,645	1,496	1,616
26/11/19	1,649	1,695	1,618	1,670	1,439	1,574	1,650	1,645	1,495	1,616
27/11/19	1,653	1,695	1,617	1,667	1,439	1,573	1,651	1,646	1,496	1,617
28/11/19	1,656	1,696	1,619	1,669	1,429	1,577	1,651	1,648	1,496	1,620
29/11/19	1,660	1,698	1,621	1,671	1,429	1,579	1,649	1,650	1,496	1,622
30/11/19	1,662	1,698	1,623	1,669	1,429	1,580	1,649	1,651	1,497	1,623
01/12/19	1,662	1,700	1,625	1,671	1,429	1,580	1,647	1,652	1,497	1,623
02/12/19	1,663	1,700	1,625	1,671	1,429	1,579	1,647	1,652	1,497	1,624
03/12/19	1,663	1,702	1,626	1,669	1,429	1,580	1,646	1,653	1,497	1,624
04/12/19	1,662	1,700	1,627	1,671	1,429	1,580	1,647	1,653	1,498	1,625
05/12/19	1,661	1,701	1,627	1,671	1,439	1,578	1,648	1,652	1,496	1,623
06/12/19	1,659	1,702	1,626	1,669	1,439	1,578	1,650	1,652	1,497	1,621
07/12/19	1,658	1,697	1,624	1,672	1,439	1,576	1,650	1,650	1,496	1,620
08/12/19	1,658	1,696	1,623	1,672	1,439	1,576	1,648	1,649	1,496	1,620
09/12/19	1,658	1,696	1,623	1,672	1,439	1,576	1,648	1,649	1,496	1,620
10/12/19	1,657	1,698	1,623	1,671	1,439	1,576	1,649	1,649	1,497	1,621
11/12/19	1,656	1,699	1,624	1,668	1,439	1,579	1,649	1,650	1,499	1,621
12/12/19	1,657	1,698	1,624	1,667	1,439	1,577	1,650	1,650	1,500	1,622
13/12/19	1,657	1,698	1,624	1,668	1,439	1,578	1,650	1,650	1,500	1,622
14/12/19	1,657	1,694	1,624	1,669	1,439	1,576	1,651	1,649	1,499	1,620
15/12/19	1,657	1,695	1,624	1,673	1,439	1,576	1,651	1,649	1,499	1,621
16/12/19	1,657	1,695	1,624	1,674	1,439	1,576	1,652	1,650	1,499	1,621
17/12/19	1,657	1,696	1,624	1,674	1,439	1,573	1,652	1,649	1,498	1,621
18/12/19	1,656	1,694	1,620	1,671	1,439	1,573	1,650	1,647	1,497	1,618
19/12/19	1,656	1,692	1,624	1,669	1,439	1,573	1,651	1,647	1,497	1,618
20/12/19	1,659	1,692	1,626	1,669	1,439	1,576	1,649	1,649	1,499	1,620
21/12/19	1,662	1,694	1,626	1,670	1,439	1,576	1,648	1,650	1,499	1,622
22/12/19	1,663	1,696	1,629	1,670	1,439	1,577	1,649	1,652	1,500	1,623
23/12/19	1,663	1,697	1,628	1,669	1,439	1,578	1,647	1,652	1,500	1,623
24/12/19	1,664	1,697	1,628	1,666	1,439	1,579	1,651	1,652	1,502	1,624
25/12/19	1,664	1,698	1,629	1,667	1,439	1,579	1,652	1,653	1,502	1,624

QUOTAZIONI E PREZZI GIORNALIERI – 01.01.2019 – 31.12.2019

Data	AGIP ENI	API IP	ESSO	Q8	EX SHELL	TAMOIL	EX TOTALERG	MEDIA MARCHI	NO- LOGO	MEDIA RETE
26/12/19	1,665	1,702	1,629	1,666	1,439	1,579	1,653	1,654	1,502	1,626
27/12/19	1,665	1,700	1,629	1,668	1,439	1,579	1,652	1,653	1,503	1,626
28/12/19	1,665	1,697	1,629	1,670	1,439	1,581	1,653	1,653	1,504	1,623
29/12/19	1,664	1,696	1,629	1,669	1,439	1,582	1,652	1,651	1,503	1,621
30/12/19	1,665	1,696	1,630	1,669	1,439	1,583	1,654	1,652	1,504	1,622
31/12/19	1,667	1,694	1,631	1,668	1,459	1,583	1,656	1,653	1,507	1,624
MEDIA	1,652	1,700	1,623	1,669	1,445	1,597	1,653	1,650	1,494	1,619



Grafico prezzi gasolio servito media rete di marchio, rete no-logo e rete intera - Euro/litro



SEZIONE 3 – PREZZI ITALIA: EXTRARETE – BENZINA E GASOLIO – €/LITRO

Data	BENZINA				GASOLIO			
	NORD	CENTRO	SUD	MEDIA ITALIA	NORD	CENTRO	SUD	MEDIA ITALIA
01/01/19	1,307	1,309	1,320	1,312	1,256	1,266	1,274	1,265
02/01/19	1,307	1,309	1,320	1,312	1,256	1,266	1,274	1,265
03/01/19	1,305	1,307	1,321	1,311	1,243	1,257	1,262	1,254
04/01/19	1,328	1,330	1,344	1,334	1,266	1,281	1,286	1,278
05/01/19	1,328	1,330	1,344	1,334	1,266	1,281	1,286	1,278
06/01/19	1,328	1,330	1,344	1,334	1,266	1,281	1,286	1,278
07/01/19	1,328	1,330	1,344	1,334	1,266	1,281	1,286	1,278
08/01/19	1,329	1,333	1,340	1,334	1,277	1,286	1,293	1,285
09/01/19	1,334	1,339	1,345	1,339	1,288	1,298	1,305	1,297
10/01/19	1,331	1,334	1,338	1,334	1,291	1,301	1,305	1,299
11/01/19	1,347	1,349	1,353	1,350	1,304	1,313	1,318	1,311
12/01/19	1,347	1,349	1,353	1,350	1,304	1,313	1,318	1,311
13/01/19	1,347	1,349	1,353	1,350	1,304	1,313	1,318	1,311
14/01/19	1,347	1,349	1,353	1,350	1,304	1,313	1,318	1,311
15/01/19	1,347	1,350	1,358	1,352	1,305	1,316	1,326	1,316
16/01/19	1,344	1,347	1,354	1,349	1,309	1,319	1,329	1,319
17/01/19	1,345	1,349	1,358	1,351	1,302	1,313	1,321	1,312
18/01/19	1,346	1,349	1,358	1,351	1,316	1,328	1,334	1,326
19/01/19	1,346	1,349	1,358	1,351	1,316	1,328	1,334	1,326
20/01/19	1,346	1,349	1,358	1,351	1,316	1,328	1,334	1,326
21/01/19	1,346	1,349	1,358	1,351	1,316	1,328	1,334	1,326
22/01/19	1,358	1,362	1,370	1,363	1,320	1,330	1,337	1,329
23/01/19	1,358	1,361	1,370	1,363	1,321	1,331	1,338	1,330
24/01/19	1,349	1,351	1,357	1,352	1,314	1,325	1,332	1,323
25/01/19	1,345	1,347	1,353	1,349	1,317	1,327	1,334	1,326
26/01/19	1,345	1,347	1,353	1,349	1,317	1,327	1,334	1,326
27/01/19	1,345	1,347	1,353	1,349	1,317	1,327	1,334	1,326
28/01/19	1,345	1,347	1,353	1,349	1,317	1,327	1,334	1,326
29/01/19	1,352	1,354	1,359	1,355	1,316	1,326	1,330	1,324

QUOTAZIONI E PREZZI GIORNALIERI – 01.01.2019 – 31.12.2019

Data	BENZINA				GASOLIO			
	NORD	CENTRO	SUD	MEDIA ITALIA	NORD	CENTRO	SUD	MEDIA ITALIA
30/01/19	1,333	1,335	1,341	1,337	1,301	1,310	1,315	1,309
31/01/19	1,343	1,348	1,354	1,348	1,315	1,326	1,332	1,324
01/02/19	1,351	1,357	1,363	1,357	1,321	1,332	1,338	1,330
02/02/19	1,351	1,357	1,363	1,357	1,321	1,332	1,338	1,330
03/02/19	1,351	1,357	1,363	1,357	1,321	1,332	1,338	1,330
04/02/19	1,351	1,357	1,363	1,357	1,321	1,332	1,338	1,330
05/02/19	1,349	1,352	1,360	1,354	1,320	1,329	1,335	1,328
06/02/19	1,354	1,357	1,365	1,359	1,326	1,335	1,341	1,334
07/02/19	1,353	1,357	1,362	1,357	1,325	1,335	1,342	1,334
08/02/19	1,359	1,363	1,368	1,364	1,330	1,340	1,347	1,339
09/02/19	1,359	1,363	1,368	1,364	1,330	1,340	1,347	1,339
10/02/19	1,359	1,363	1,368	1,364	1,330	1,340	1,347	1,339
11/02/19	1,359	1,363	1,368	1,364	1,330	1,340	1,347	1,339
12/02/19	1,359	1,365	1,369	1,364	1,333	1,343	1,346	1,341
13/02/19	1,362	1,367	1,371	1,367	1,330	1,338	1,341	1,337
14/02/19	1,368	1,374	1,379	1,374	1,335	1,344	1,351	1,343
15/02/19	1,374	1,380	1,385	1,379	1,346	1,355	1,362	1,354
16/02/19	1,374	1,380	1,385	1,379	1,346	1,355	1,362	1,354
17/02/19	1,374	1,380	1,385	1,379	1,346	1,355	1,362	1,354
18/02/19	1,374	1,380	1,385	1,379	1,346	1,355	1,362	1,354
19/02/19	1,393	1,398	1,404	1,398	1,363	1,373	1,380	1,372
20/02/19	1,394	1,400	1,405	1,400	1,362	1,371	1,379	1,371
21/02/19	1,391	1,399	1,407	1,399	1,358	1,367	1,376	1,367
22/02/19	1,400	1,408	1,415	1,408	1,361	1,371	1,379	1,370
23/02/19	1,400	1,408	1,415	1,408	1,361	1,371	1,379	1,370
24/02/19	1,400	1,408	1,415	1,408	1,361	1,371	1,379	1,370
25/02/19	1,400	1,408	1,415	1,408	1,361	1,371	1,379	1,370
26/02/19	1,411	1,415	1,420	1,415	1,365	1,374	1,380	1,373
27/02/19	1,392	1,396	1,402	1,396	1,351	1,360	1,365	1,358
28/02/19	1,396	1,401	1,409	1,402	1,358	1,368	1,376	1,367
01/03/19	1,403	1,408	1,416	1,409	1,365	1,374	1,382	1,374
02/03/19	1,403	1,408	1,416	1,409	1,365	1,374	1,382	1,374

QUOTAZIONI E PREZZI GIORNALIERI – 01.01.2019 – 31.12.2019

Data	BENZINA				GASOLIO			
	NORD	CENTRO	SUD	MEDIA ITALIA	NORD	CENTRO	SUD	MEDIA ITALIA
03/03/19	1,403	1,408	1,416	1,409	1,365	1,374	1,382	1,374
04/03/19	1,403	1,408	1,416	1,409	1,365	1,374	1,382	1,374
05/03/19	1,403	1,410	1,415	1,410	1,359	1,369	1,374	1,367
06/03/19	1,413	1,421	1,426	1,420	1,366	1,376	1,382	1,375
07/03/19	1,415	1,423	1,425	1,421	1,362	1,373	1,379	1,371
08/03/19	1,415	1,424	1,426	1,422	1,363	1,374	1,380	1,372
09/03/19	1,415	1,424	1,426	1,422	1,363	1,374	1,380	1,372
10/03/19	1,415	1,424	1,426	1,422	1,363	1,374	1,380	1,372
11/03/19	1,415	1,424	1,426	1,422	1,363	1,374	1,380	1,372
12/03/19	1,413	1,422	1,428	1,421	1,354	1,365	1,371	1,363
13/03/19	1,432	1,440	1,446	1,439	1,359	1,370	1,376	1,368
14/03/19	1,427	1,434	1,440	1,434	1,355	1,364	1,370	1,363
15/03/19	1,432	1,438	1,444	1,438	1,355	1,364	1,371	1,363
16/03/19	1,432	1,438	1,444	1,438	1,355	1,364	1,371	1,363
17/03/19	1,432	1,438	1,444	1,438	1,355	1,364	1,371	1,363
18/03/19	1,432	1,438	1,444	1,438	1,355	1,364	1,371	1,363
19/03/19	1,429	1,435	1,441	1,435	1,352	1,360	1,365	1,359
20/03/19	1,435	1,441	1,447	1,441	1,348	1,357	1,362	1,356
21/03/19	1,432	1,440	1,449	1,440	1,351	1,362	1,368	1,360
22/03/19	1,443	1,451	1,460	1,452	1,359	1,371	1,377	1,369
23/03/19	1,443	1,451	1,460	1,452	1,359	1,371	1,377	1,369
24/03/19	1,443	1,451	1,460	1,452	1,359	1,371	1,377	1,369
25/03/19	1,443	1,451	1,460	1,452	1,359	1,371	1,377	1,369
26/03/19	1,448	1,455	1,462	1,455	1,344	1,353	1,358	1,352
27/03/19	1,452	1,458	1,466	1,459	1,351	1,361	1,365	1,359
28/03/19	1,457	1,466	1,471	1,465	1,354	1,363	1,368	1,362
29/03/19	1,454	1,463	1,468	1,462	1,355	1,365	1,369	1,363
30/03/19	1,454	1,463	1,468	1,462	1,355	1,365	1,369	1,363
31/03/19	1,454	1,463	1,468	1,462	1,355	1,365	1,369	1,363
01/04/19	1,454	1,463	1,468	1,462	1,355	1,365	1,369	1,363
02/04/19	1,465	1,473	1,478	1,472	1,354	1,363	1,368	1,362
03/04/19	1,469	1,478	1,483	1,477	1,355	1,365	1,369	1,363

QUOTAZIONI E PREZZI GIORNALIERI – 01.01.2019 – 31.12.2019

Data	BENZINA				GASOLIO			
	NORD	CENTRO	SUD	MEDIA ITALIA	NORD	CENTRO	SUD	MEDIA ITALIA
04/04/19	1,474	1,481	1,493	1,483	1,363	1,372	1,383	1,373
05/04/19	1,479	1,486	1,498	1,488	1,372	1,380	1,391	1,381
06/04/19	1,479	1,486	1,498	1,488	1,372	1,380	1,391	1,381
07/04/19	1,479	1,486	1,498	1,488	1,372	1,380	1,391	1,381
08/04/19	1,479	1,486	1,498	1,488	1,372	1,380	1,391	1,381
09/04/19	1,485	1,491	1,498	1,491	1,365	1,375	1,381	1,374
10/04/19	1,490	1,495	1,502	1,496	1,372	1,382	1,388	1,381
11/04/19	1,487	1,495	1,499	1,493	1,367	1,377	1,383	1,376
12/04/19	1,501	1,509	1,514	1,508	1,372	1,382	1,388	1,380
13/04/19	1,501	1,509	1,514	1,508	1,372	1,382	1,388	1,380
14/04/19	1,501	1,509	1,514	1,508	1,372	1,382	1,388	1,380
15/04/19	1,501	1,509	1,514	1,508	1,372	1,382	1,388	1,380
16/04/19	1,495	1,505	1,512	1,504	1,373	1,383	1,388	1,381
17/04/19	1,484	1,493	1,500	1,492	1,370	1,380	1,385	1,379
18/04/19	1,486	1,497	1,503	1,495	1,374	1,385	1,391	1,384
19/04/19	1,493	1,505	1,510	1,503	1,377	1,388	1,394	1,387
20/04/19	1,493	1,505	1,510	1,503	1,377	1,388	1,394	1,387
21/04/19	1,493	1,505	1,510	1,503	1,377	1,388	1,394	1,387
22/04/19	1,493	1,505	1,510	1,503	1,377	1,388	1,394	1,387
23/04/19	1,496	1,500	1,509	1,502	1,379	1,389	1,394	1,387
24/04/19	1,497	1,502	1,511	1,503	1,380	1,390	1,395	1,388
25/04/19	1,497	1,502	1,511	1,503	1,380	1,390	1,395	1,388
26/04/19	1,508	1,513	1,522	1,514	1,388	1,398	1,403	1,396
27/04/19	1,508	1,513	1,522	1,514	1,388	1,398	1,403	1,396
28/04/19	1,508	1,513	1,522	1,514	1,388	1,398	1,403	1,396
29/04/19	1,508	1,513	1,522	1,514	1,388	1,398	1,403	1,396
30/04/19	1,499	1,505	1,509	1,504	1,374	1,385	1,390	1,383
01/05/19	1,499	1,505	1,509	1,504	1,374	1,385	1,390	1,383
02/05/19	1,498	1,506	1,513	1,505	1,380	1,391	1,398	1,390
03/05/19	1,495	1,504	1,510	1,503	1,382	1,393	1,399	1,391
04/05/19	1,495	1,504	1,510	1,503	1,382	1,393	1,399	1,391
05/05/19	1,495	1,504	1,510	1,503	1,382	1,393	1,399	1,391

QUOTAZIONI E PREZZI GIORNALIERI – 01.01.2019 – 31.12.2019

Data	BENZINA				GASOLIO			
	NORD	CENTRO	SUD	MEDIA ITALIA	NORD	CENTRO	SUD	MEDIA ITALIA
06/05/19	1,495	1,504	1,510	1,503	1,382	1,393	1,399	1,391
07/05/19	1,488	1,494	1,502	1,495	1,391	1,401	1,408	1,400
08/05/19	1,485	1,491	1,501	1,492	1,389	1,398	1,406	1,398
09/05/19	1,466	1,473	1,484	1,474	1,378	1,391	1,396	1,388
10/05/19	1,468	1,475	1,485	1,476	1,382	1,394	1,400	1,392
11/05/19	1,468	1,475	1,485	1,476	1,382	1,394	1,400	1,392
12/05/19	1,468	1,475	1,485	1,476	1,382	1,394	1,400	1,392
13/05/19	1,468	1,475	1,485	1,476	1,382	1,394	1,400	1,392
14/05/19	1,473	1,481	1,485	1,480	1,379	1,392	1,396	1,389
15/05/19	1,470	1,479	1,484	1,478	1,381	1,394	1,398	1,391
16/05/19	1,469	1,480	1,486	1,479	1,379	1,393	1,400	1,391
17/05/19	1,481	1,492	1,498	1,490	1,394	1,407	1,414	1,405
18/05/19	1,481	1,492	1,498	1,490	1,394	1,407	1,414	1,405
19/05/19	1,481	1,492	1,498	1,490	1,394	1,407	1,414	1,405
20/05/19	1,481	1,492	1,498	1,490	1,394	1,407	1,414	1,405
21/05/19	1,493	1,502	1,512	1,502	1,398	1,410	1,418	1,408
22/05/19	1,499	1,507	1,518	1,508	1,393	1,407	1,413	1,404
23/05/19	1,496	1,504	1,514	1,505	1,391	1,401	1,407	1,399
24/05/19	1,487	1,495	1,504	1,495	1,379	1,388	1,395	1,387
25/05/19	1,487	1,495	1,504	1,495	1,379	1,388	1,395	1,387
26/05/19	1,487	1,495	1,504	1,495	1,379	1,388	1,395	1,387
27/05/19	1,487	1,495	1,504	1,495	1,379	1,388	1,395	1,387
28/05/19	1,469	1,476	1,480	1,475	1,353	1,366	1,369	1,363
29/05/19	1,468	1,475	1,479	1,474	1,355	1,368	1,371	1,365
30/05/19	1,478	1,484	1,491	1,485	1,365	1,377	1,380	1,374
31/05/19	1,466	1,473	1,480	1,473	1,356	1,368	1,371	1,365
01/06/19	1,466	1,473	1,480	1,473	1,356	1,368	1,371	1,365
02/06/19	1,466	1,473	1,480	1,473	1,356	1,368	1,371	1,365
03/06/19	1,466	1,473	1,480	1,473	1,356	1,368	1,371	1,365
04/06/19	1,433	1,440	1,451	1,441	1,329	1,338	1,346	1,338
05/06/19	1,413	1,419	1,432	1,422	1,312	1,322	1,329	1,321
06/06/19	1,409	1,416	1,427	1,417	1,308	1,318	1,324	1,317

QUOTAZIONI E PREZZI GIORNALIERI – 01.01.2019 – 31.12.2019

Data	BENZINA				GASOLIO			
	NORD	CENTRO	SUD	MEDIA ITALIA	NORD	CENTRO	SUD	MEDIA ITALIA
07/06/19	1,399	1,407	1,417	1,407	1,291	1,301	1,307	1,300
08/06/19	1,399	1,407	1,417	1,407	1,291	1,301	1,307	1,300
09/06/19	1,399	1,407	1,417	1,407	1,291	1,301	1,307	1,300
10/06/19	1,399	1,407	1,417	1,407	1,291	1,301	1,307	1,300
11/06/19	1,411	1,421	1,425	1,419	1,303	1,316	1,321	1,313
12/06/19	1,415	1,423	1,429	1,422	1,304	1,316	1,321	1,314
13/06/19	1,416	1,429	1,430	1,425	1,303	1,316	1,319	1,313
14/06/19	1,408	1,421	1,423	1,417	1,295	1,308	1,311	1,305
15/06/19	1,408	1,421	1,423	1,417	1,295	1,308	1,311	1,305
16/06/19	1,408	1,421	1,423	1,417	1,295	1,308	1,311	1,305
17/06/19	1,408	1,421	1,423	1,417	1,295	1,308	1,311	1,305
18/06/19	1,413	1,421	1,429	1,421	1,307	1,319	1,326	1,317
19/06/19	1,408	1,415	1,424	1,416	1,302	1,315	1,322	1,313
20/06/19	1,412	1,422	1,431	1,422	1,309	1,321	1,330	1,320
21/06/19	1,404	1,415	1,426	1,415	1,307	1,318	1,327	1,317
22/06/19	1,404	1,415	1,426	1,415	1,307	1,318	1,327	1,317
23/06/19	1,404	1,415	1,426	1,415	1,307	1,318	1,327	1,317
24/06/19	1,404	1,415	1,426	1,415	1,307	1,318	1,327	1,317
25/06/19	1,426	1,437	1,444	1,436	1,324	1,337	1,344	1,335
26/06/19	1,416	1,427	1,434	1,425	1,314	1,327	1,334	1,325
27/06/19	1,426	1,437	1,450	1,438	1,324	1,336	1,346	1,335
28/06/19	1,443	1,454	1,469	1,455	1,335	1,346	1,357	1,346
29/06/19	1,443	1,454	1,469	1,455	1,335	1,346	1,357	1,346
30/06/19	1,443	1,454	1,469	1,455	1,335	1,346	1,357	1,346
01/07/19	1,443	1,454	1,469	1,455	1,335	1,346	1,357	1,346
02/07/19	1,444	1,452	1,464	1,453	1,330	1,343	1,349	1,340
03/07/19	1,441	1,451	1,462	1,451	1,327	1,340	1,346	1,338
04/07/19	1,436	1,446	1,454	1,445	1,318	1,329	1,338	1,328
05/07/19	1,444	1,454	1,463	1,454	1,316	1,328	1,336	1,327
06/07/19	1,444	1,454	1,463	1,454	1,316	1,328	1,336	1,327
07/07/19	1,444	1,454	1,463	1,454	1,316	1,328	1,336	1,327
08/07/19	1,444	1,454	1,463	1,454	1,316	1,328	1,336	1,327

QUOTAZIONI E PREZZI GIORNALIERI – 01.01.2019 – 31.12.2019

Data	BENZINA				GASOLIO			
	NORD	CENTRO	SUD	MEDIA ITALIA	NORD	CENTRO	SUD	MEDIA ITALIA
09/07/19	1,448	1,460	1,469	1,459	1,321	1,332	1,343	1,332
10/07/19	1,456	1,469	1,478	1,468	1,326	1,337	1,348	1,337
11/07/19	1,455	1,473	1,480	1,470	1,325	1,340	1,347	1,337
12/07/19	1,471	1,488	1,496	1,485	1,342	1,357	1,365	1,354
13/07/19	1,471	1,488	1,496	1,485	1,342	1,357	1,365	1,354
14/07/19	1,471	1,488	1,496	1,485	1,342	1,357	1,365	1,354
15/07/19	1,471	1,488	1,496	1,485	1,342	1,357	1,365	1,354
16/07/19	1,477	1,491	1,496	1,488	1,345	1,360	1,366	1,357
17/07/19	1,463	1,477	1,482	1,474	1,341	1,356	1,362	1,353
18/07/19	1,463	1,474	1,484	1,473	1,341	1,354	1,361	1,352
19/07/19	1,445	1,456	1,466	1,456	1,325	1,338	1,345	1,336
20/07/19	1,445	1,456	1,466	1,456	1,325	1,338	1,345	1,336
21/07/19	1,445	1,456	1,466	1,456	1,325	1,338	1,345	1,336
22/07/19	1,445	1,456	1,466	1,456	1,325	1,338	1,345	1,336
23/07/19	1,442	1,451	1,462	1,452	1,325	1,336	1,342	1,334
24/07/19	1,446	1,455	1,466	1,456	1,332	1,343	1,350	1,342
25/07/19	1,448	1,459	1,466	1,458	1,333	1,346	1,354	1,344
26/07/19	1,457	1,468	1,476	1,467	1,340	1,354	1,362	1,352
27/07/19	1,457	1,468	1,476	1,467	1,340	1,354	1,362	1,352
28/07/19	1,457	1,468	1,476	1,467	1,340	1,354	1,362	1,352
29/07/19	1,457	1,468	1,476	1,467	1,340	1,354	1,362	1,352
30/07/19	1,451	1,460	1,473	1,461	1,332	1,345	1,353	1,343
31/07/19	1,452	1,460	1,474	1,462	1,335	1,349	1,357	1,347
01/08/19	1,452	1,464	1,474	1,463	1,338	1,353	1,360	1,350
02/08/19	1,462	1,474	1,484	1,473	1,347	1,362	1,369	1,359
03/08/19	1,462	1,474	1,484	1,473	1,347	1,362	1,369	1,359
04/08/19	1,462	1,474	1,484	1,473	1,347	1,362	1,369	1,359
05/08/19	1,462	1,474	1,484	1,473	1,347	1,362	1,369	1,359
06/08/19	1,433	1,443	1,452	1,443	1,327	1,340	1,347	1,338
07/08/19	1,415	1,426	1,434	1,425	1,311	1,324	1,332	1,322
08/08/19	1,409	1,414	1,424	1,416	1,308	1,319	1,326	1,318
09/08/19	1,382	1,388	1,398	1,390	1,282	1,293	1,299	1,292

QUOTAZIONI E PREZZI GIORNALIERI – 01.01.2019 – 31.12.2019

Data	BENZINA				GASOLIO			
	NORD	CENTRO	SUD	MEDIA ITALIA	NORD	CENTRO	SUD	MEDIA ITALIA
10/08/19	1,382	1,388	1,398	1,390	1,282	1,293	1,299	1,292
11/08/19	1,382	1,388	1,398	1,390	1,282	1,293	1,299	1,292
12/08/19	1,382	1,388	1,398	1,390	1,282	1,293	1,299	1,292
13/08/19	1,401	1,407	1,416	1,408	1,303	1,314	1,320	1,312
14/08/19	1,402	1,408	1,418	1,409	1,303	1,314	1,320	1,312
15/08/19	1,418	1,424	1,434	1,425	1,320	1,331	1,337	1,329
16/08/19	1,392	1,398	1,408	1,399	1,308	1,319	1,325	1,317
17/08/19	1,392	1,398	1,408	1,399	1,308	1,319	1,325	1,317
18/08/19	1,392	1,398	1,408	1,399	1,308	1,319	1,325	1,317
19/08/19	1,391	1,397	1,407	1,398	1,309	1,320	1,326	1,318
20/08/19	1,393	1,399	1,409	1,401	1,313	1,324	1,330	1,322
21/08/19	1,392	1,398	1,408	1,399	1,313	1,324	1,330	1,322
22/08/19	1,393	1,399	1,409	1,401	1,316	1,327	1,333	1,326
23/08/19	1,403	1,409	1,419	1,410	1,324	1,335	1,341	1,333
24/08/19	1,403	1,409	1,419	1,410	1,324	1,335	1,341	1,333
25/08/19	1,403	1,409	1,419	1,410	1,324	1,335	1,341	1,333
26/08/19	1,405	1,412	1,421	1,413	1,319	1,330	1,336	1,328
27/08/19	1,399	1,405	1,425	1,410	1,308	1,322	1,333	1,321
28/08/19	1,397	1,402	1,423	1,407	1,306	1,320	1,331	1,319
29/08/19	1,398	1,410	1,419	1,409	1,306	1,321	1,327	1,318
30/08/19	1,413	1,424	1,434	1,424	1,321	1,337	1,343	1,334
31/08/19	1,413	1,424	1,434	1,424	1,321	1,337	1,343	1,334
01/09/19	1,413	1,424	1,434	1,424	1,321	1,337	1,343	1,334
02/09/19	1,413	1,424	1,434	1,424	1,321	1,337	1,343	1,334
03/09/19	1,403	1,414	1,423	1,413	1,317	1,329	1,338	1,328
04/09/19	1,386	1,396	1,405	1,396	1,315	1,327	1,336	1,326
05/09/19	1,386	1,396	1,405	1,396	1,312	1,327	1,333	1,324
06/09/19	1,399	1,410	1,418	1,409	1,329	1,346	1,352	1,342
07/09/19	1,399	1,410	1,418	1,409	1,329	1,346	1,352	1,342
08/09/19	1,399	1,410	1,418	1,409	1,329	1,346	1,352	1,342
09/09/19	1,399	1,410	1,418	1,409	1,329	1,346	1,352	1,342
10/09/19	1,400	1,416	1,423	1,413	1,328	1,344	1,357	1,343

QUOTAZIONI E PREZZI GIORNALIERI – 01.01.2019 – 31.12.2019

Data	BENZINA				GASOLIO			
	NORD	CENTRO	SUD	MEDIA ITALIA	NORD	CENTRO	SUD	MEDIA ITALIA
11/09/19	1,408	1,425	1,433	1,422	1,344	1,361	1,373	1,359
12/09/19	1,418	1,428	1,437	1,428	1,353	1,366	1,371	1,364
13/09/19	1,416	1,427	1,435	1,426	1,343	1,357	1,363	1,354
14/09/19	1,416	1,427	1,435	1,426	1,343	1,357	1,363	1,354
15/09/19	1,416	1,427	1,435	1,426	1,343	1,357	1,363	1,354
16/09/19	1,416	1,427	1,435	1,426	1,343	1,357	1,363	1,354
17/09/19	1,418	1,432	1,435	1,429	1,340	1,354	1,363	1,352
18/09/19	1,468	1,482	1,485	1,479	1,392	1,405	1,415	1,404
19/09/19	1,457	1,467	1,473	1,466	1,368	1,379	1,387	1,378
20/09/19	1,446	1,456	1,462	1,455	1,358	1,369	1,377	1,368
21/09/19	1,446	1,456	1,462	1,455	1,358	1,369	1,377	1,368
22/09/19	1,446	1,456	1,462	1,455	1,358	1,369	1,377	1,368
23/09/19	1,446	1,456	1,462	1,455	1,358	1,369	1,377	1,368
24/09/19	1,452	1,465	1,468	1,462	1,364	1,377	1,387	1,376
25/09/19	1,450	1,462	1,466	1,459	1,360	1,373	1,384	1,373
26/09/19	1,435	1,445	1,456	1,445	1,355	1,366	1,375	1,365
27/09/19	1,422	1,432	1,443	1,432	1,346	1,358	1,366	1,357
28/09/19	1,422	1,432	1,443	1,432	1,346	1,358	1,366	1,357
29/09/19	1,422	1,432	1,443	1,432	1,346	1,358	1,366	1,357
30/09/19	1,422	1,432	1,443	1,432	1,346	1,358	1,366	1,357
01/10/19	1,438	1,443	1,453	1,445	1,355	1,366	1,374	1,365
02/10/19	1,432	1,436	1,446	1,438	1,347	1,358	1,365	1,357
03/10/19	1,430	1,437	1,446	1,438	1,349	1,357	1,363	1,356
04/10/19	1,415	1,421	1,430	1,422	1,331	1,340	1,346	1,339
05/10/19	1,415	1,421	1,430	1,422	1,331	1,340	1,346	1,339
06/10/19	1,415	1,421	1,430	1,422	1,331	1,340	1,346	1,339
07/10/19	1,415	1,421	1,430	1,422	1,331	1,340	1,346	1,339
08/10/19	1,428	1,437	1,442	1,436	1,333	1,345	1,356	1,345
09/10/19	1,424	1,432	1,438	1,432	1,340	1,351	1,362	1,351
10/10/19	1,416	1,424	1,432	1,424	1,333	1,345	1,358	1,345
11/10/19	1,418	1,426	1,434	1,426	1,346	1,357	1,370	1,358
12/10/19	1,418	1,426	1,434	1,426	1,346	1,357	1,370	1,358

QUOTAZIONI E PREZZI GIORNALIERI – 01.01.2019 – 31.12.2019

Data	BENZINA				GASOLIO			
	NORD	CENTRO	SUD	MEDIA ITALIA	NORD	CENTRO	SUD	MEDIA ITALIA
13/10/19	1,418	1,426	1,434	1,426	1,346	1,357	1,370	1,358
14/10/19	1,418	1,426	1,434	1,426	1,346	1,357	1,370	1,358
15/10/19	1,414	1,423	1,425	1,421	1,348	1,355	1,368	1,357
16/10/19	1,394	1,403	1,405	1,401	1,333	1,341	1,354	1,343
17/10/19	1,402	1,410	1,415	1,409	1,341	1,351	1,361	1,351
18/10/19	1,402	1,411	1,416	1,410	1,342	1,352	1,362	1,352
19/10/19	1,402	1,411	1,416	1,410	1,342	1,352	1,362	1,352
20/10/19	1,402	1,411	1,416	1,410	1,342	1,352	1,362	1,352
21/10/19	1,402	1,411	1,416	1,410	1,342	1,352	1,362	1,352
22/10/19	1,402	1,407	1,414	1,407	1,340	1,349	1,355	1,348
23/10/19	1,392	1,398	1,405	1,399	1,332	1,342	1,348	1,341
24/10/19	1,401	1,408	1,419	1,410	1,345	1,355	1,362	1,354
25/10/19	1,405	1,415	1,425	1,415	1,343	1,354	1,360	1,352
26/10/19	1,405	1,415	1,425	1,415	1,343	1,354	1,360	1,352
27/10/19	1,405	1,415	1,425	1,415	1,343	1,354	1,360	1,352
28/10/19	1,405	1,415	1,425	1,415	1,343	1,354	1,360	1,352
29/10/19	1,418	1,429	1,436	1,428	1,352	1,358	1,368	1,359
30/10/19	1,418	1,429	1,436	1,428	1,346	1,353	1,363	1,354
31/10/19	1,424	1,435	1,442	1,434	1,347	1,354	1,363	1,355
01/11/19	1,424	1,435	1,442	1,434	1,347	1,354	1,363	1,355
02/11/19	1,424	1,435	1,442	1,434	1,347	1,354	1,363	1,355
03/11/19	1,424	1,435	1,442	1,434	1,347	1,354	1,363	1,355
04/11/19	1,424	1,435	1,442	1,434	1,347	1,354	1,363	1,355
05/11/19	1,426	1,432	1,440	1,432	1,340	1,349	1,355	1,348
06/11/19	1,440	1,445	1,454	1,446	1,351	1,359	1,366	1,358
07/11/19	1,439	1,442	1,448	1,443	1,346	1,352	1,361	1,353
08/11/19	1,435	1,440	1,444	1,440	1,344	1,350	1,358	1,351
09/11/19	1,435	1,440	1,444	1,440	1,344	1,350	1,358	1,351
10/11/19	1,435	1,440	1,444	1,440	1,344	1,350	1,358	1,351
11/11/19	1,435	1,440	1,444	1,440	1,344	1,350	1,358	1,351
12/11/19	1,432	1,434	1,441	1,436	1,337	1,347	1,351	1,345
13/11/19	1,424	1,426	1,434	1,428	1,343	1,354	1,357	1,351

QUOTAZIONI E PREZZI GIORNALIERI – 01.01.2019 – 31.12.2019

Data	BENZINA				GASOLIO			
	NORD	CENTRO	SUD	MEDIA ITALIA	NORD	CENTRO	SUD	MEDIA ITALIA
14/11/19	1,426	1,427	1,439	1,431	1,338	1,347	1,354	1,346
15/11/19	1,434	1,436	1,446	1,439	1,338	1,347	1,354	1,346
16/11/19	1,434	1,436	1,446	1,439	1,338	1,347	1,354	1,346
17/11/19	1,434	1,436	1,446	1,439	1,338	1,347	1,354	1,346
18/11/19	1,434	1,436	1,446	1,439	1,338	1,347	1,354	1,346
19/11/19	1,434	1,437	1,445	1,439	1,347	1,354	1,362	1,354
20/11/19	1,419	1,423	1,431	1,424	1,331	1,338	1,346	1,338
21/11/19	1,426	1,431	1,443	1,433	1,330	1,337	1,344	1,337
22/11/19	1,443	1,449	1,459	1,451	1,336	1,343	1,351	1,343
23/11/19	1,443	1,449	1,459	1,451	1,336	1,343	1,351	1,343
24/11/19	1,443	1,449	1,459	1,451	1,336	1,343	1,351	1,343
25/11/19	1,443	1,449	1,459	1,451	1,336	1,343	1,351	1,343
26/11/19	1,448	1,452	1,458	1,452	1,342	1,350	1,358	1,350
27/11/19	1,447	1,451	1,457	1,452	1,348	1,356	1,363	1,356
28/11/19	1,446	1,452	1,460	1,453	1,353	1,363	1,369	1,362
29/11/19	1,438	1,444	1,452	1,445	1,352	1,362	1,368	1,361
30/11/19	1,438	1,444	1,452	1,445	1,352	1,362	1,368	1,361
01/12/19	1,438	1,444	1,452	1,445	1,352	1,362	1,368	1,361
02/12/19	1,438	1,444	1,452	1,445	1,352	1,362	1,368	1,361
03/12/19	1,421	1,421	1,434	1,425	1,343	1,351	1,354	1,349
04/12/19	1,417	1,417	1,430	1,421	1,340	1,349	1,352	1,347
05/12/19	1,407	1,415	1,421	1,414	1,332	1,341	1,344	1,339
06/12/19	1,419	1,427	1,432	1,426	1,340	1,350	1,353	1,348
07/12/19	1,419	1,427	1,432	1,426	1,340	1,350	1,353	1,348
08/12/19	1,419	1,427	1,432	1,426	1,340	1,350	1,353	1,348
09/12/19	1,419	1,427	1,432	1,426	1,340	1,350	1,353	1,348
10/12/19	1,419	1,421	1,429	1,423	1,349	1,355	1,360	1,354
11/12/19	1,421	1,423	1,432	1,425	1,348	1,354	1,365	1,355
12/12/19	1,424	1,425	1,430	1,426	1,351	1,356	1,360	1,356
13/12/19	1,412	1,415	1,419	1,415	1,338	1,345	1,349	1,344
14/12/19	1,412	1,415	1,419	1,415	1,338	1,345	1,349	1,344
15/12/19	1,412	1,415	1,419	1,415	1,338	1,345	1,349	1,344

QUOTAZIONI E PREZZI GIORNALIERI – 01.01.2019 – 31.12.2019

Data	BENZINA				GASOLIO			
	NORD	CENTRO	SUD	MEDIA ITALIA	NORD	CENTRO	SUD	MEDIA ITALIA
16/12/19	1,412	1,415	1,419	1,415	1,338	1,345	1,349	1,344
17/12/19	1,421	1,426	1,432	1,426	1,349	1,358	1,366	1,358
18/12/19	1,429	1,435	1,440	1,435	1,361	1,371	1,379	1,370
19/12/19	1,429	1,432	1,438	1,433	1,365	1,373	1,379	1,372
20/12/19	1,429	1,434	1,438	1,434	1,365	1,372	1,379	1,372
21/12/19	1,429	1,434	1,438	1,434	1,365	1,372	1,379	1,372
22/12/19	1,429	1,434	1,438	1,434	1,365	1,372	1,379	1,372
23/12/19	1,429	1,434	1,438	1,434	1,365	1,372	1,379	1,372
24/12/19	1,437	1,440	1,447	1,441	1,369	1,378	1,384	1,377
25/12/19	1,437	1,440	1,447	1,441	1,369	1,378	1,384	1,377
26/12/19	1,437	1,440	1,447	1,441	1,369	1,378	1,384	1,377
27/12/19	1,443	1,446	1,453	1,447	1,373	1,381	1,388	1,381
28/12/19	1,443	1,446	1,453	1,447	1,373	1,381	1,388	1,381
29/12/19	1,443	1,446	1,453	1,447	1,373	1,381	1,388	1,381
30/12/19	1,443	1,446	1,453	1,447	1,373	1,381	1,388	1,381
31/12/19	1,449	1,452	1,459	1,453	1,380	1,387	1,397	1,388
MEDIA	1,424	1,432	1,439	1,432	1,341	1,352	1,358	1,350



Grafico prezzi benzina extrarete per aree - Euro/litro

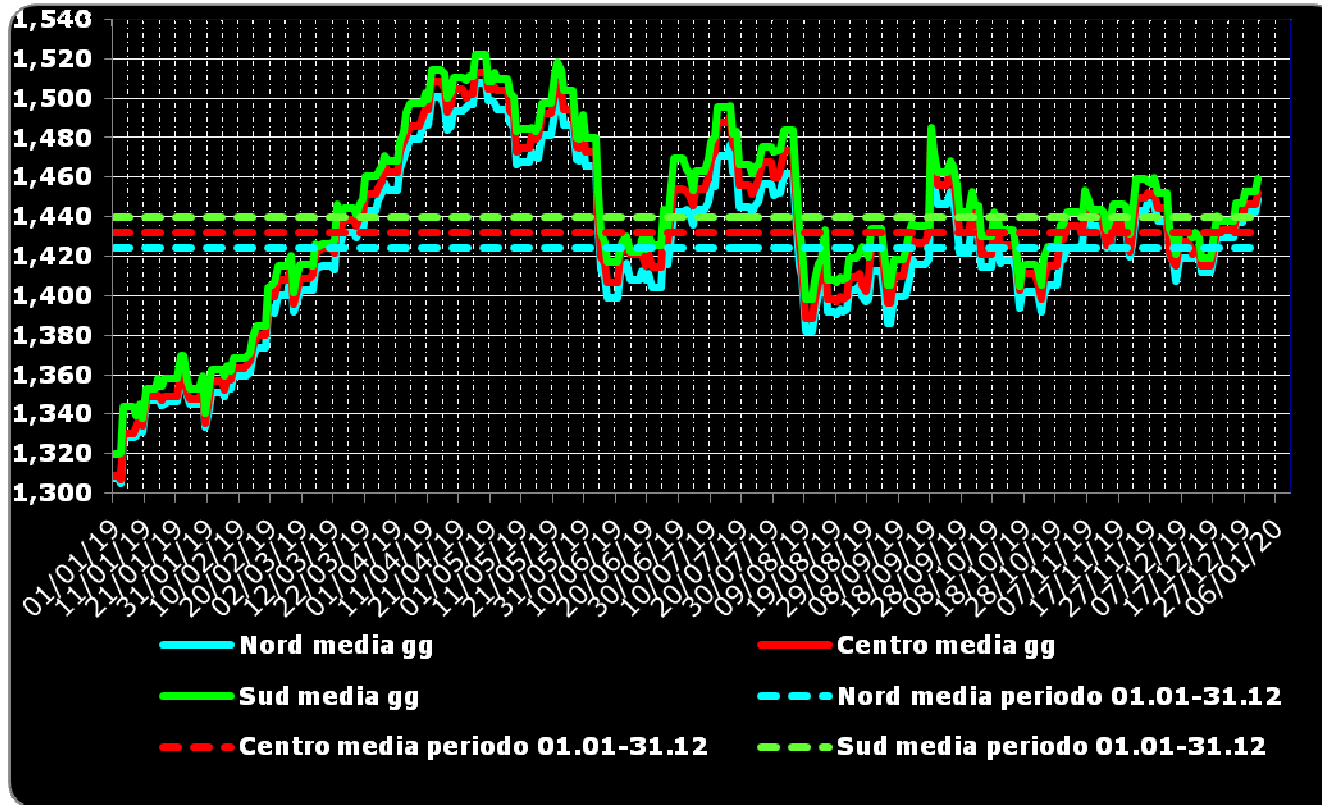
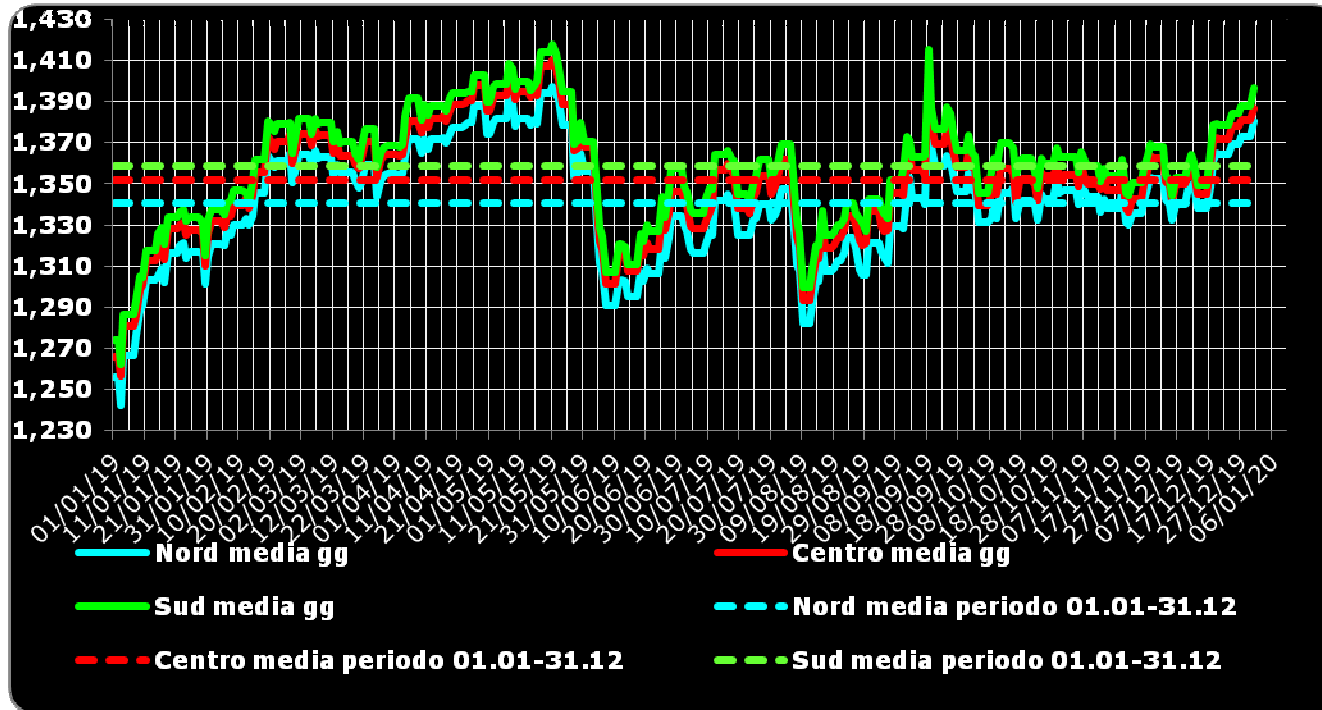


Grafico prezzi gasolio extrarete per aree - Euro/litro



FONTI:

U.S. Energy Information Administration
European Central Bank
Staffetta Quotidiana
Quotidiano Energia
Ministero dello sviluppo economico, DGRME

ELABORAZIONI:

FIGISC/ANISA Confcommercio

