

FIGISC ANISA NEWSLETTER PREZZI

N. 072/NP – 6 MAGGIO 2020
FONDAMENTALI INTERNAZIONALI E
PREZZI ITALIA – GIORNALIERI APRILE 2020
01.01.2020-30.04.2020 – BENZINA E GASOLIO
SEZIONI 1 – 2 – 3

a cura della Segreteria Nazionale

FIGISC/ANISA CONFCOMMERCIO

00153 ROMA

Presidente Nazionale FIGISC:

Presidente Nazionale ANISA:

Segreteria Nazionale:

Segreteria Nazionale FIGISC/ANISA: Telefono: 06 5866351 - Fax 06 58331724

e-mail: figisc@confcommercio.it anisa@confcommercio.it

sito internet: www.figisc.it

Piazza G.G. Belli 2

BRUNO BEARZI

MASSIMO TERZI

PAOLO UNITI



**SEZIONE 1 - FONDAMENTALI DI MERCATO INTERNAZIONALI
GREGGIO BRENT IN DOLLARI ED EURO BARILE – CAMBIO EURO/DOLLARO –
PRODOTTI FINITI CIF MEDITERRANEO DOLLARI TONNELLATA ED EURO
LITRO**

Data	Brent spot dollari barile	Cambio euro/dollaro	Brent spot euro barile	Benzina Cif Med dollari tonnellata	Benzina CIF Med euro litro	Gasolio CIF Med dollari tonnellata	Gasolio CIF Med euro litro
01/01/2020	67,77	1,1234	60,33	610,00	0,40996	622,50	0,46823
02/01/2020	67,05	1,1193	59,90	617,75	0,41669	622,25	0,46976
03/01/2020	69,08	1,1147	61,97	627,25	0,42484	631,00	0,47833
04/01/2020	69,08	1,1147	61,97	627,25	0,42484	631,00	0,47833
05/01/2020	69,08	1,1147	61,97	627,25	0,42484	631,00	0,47833
06/01/2020	70,25	1,1194	62,76	629,75	0,42475	625,25	0,47198
07/01/2020	68,74	1,1172	61,53	619,75	0,41882	625,25	0,47291
08/01/2020	67,31	1,1115	60,56	602,50	0,40926	613,00	0,46602
09/01/2020	66,58	1,1110	59,93	593,50	0,40332	601,25	0,45730
10/01/2020	66,77	1,1091	60,20	603,00	0,41048	599,75	0,45694
11/01/2020	66,77	1,1091	60,20	603,00	0,41048	599,75	0,45694
12/01/2020	66,77	1,1091	60,20	603,00	0,41048	599,75	0,45694
13/01/2020	64,14	1,1126	57,65	597,75	0,40563	583,75	0,44335
14/01/2020	64,45	1,1115	57,98	610,00	0,41435	585,25	0,44493
15/01/2020	63,29	1,1142	56,80	603,00	0,40860	581,00	0,44063
16/01/2020	64,63	1,1169	57,87	605,50	0,40930	581,25	0,43975
17/01/2020	64,05	1,1108	57,66	601,25	0,40866	574,25	0,43684
18/01/2020	64,05	1,1108	57,66	601,25	0,40866	574,25	0,43684
19/01/2020	64,05	1,1108	57,66	601,25	0,40866	574,25	0,43684
20/01/2020	64,63	1,1085	58,30	602,75	0,41053	582,75	0,44423
21/01/2020	63,66	1,1115	57,27	604,50	0,41061	575,00	0,43713
22/01/2020	62,11	1,1088	56,02	589,00	0,40106	558,50	0,42562
23/01/2020	61,26	1,1091	55,23	580,25	0,39499	551,75	0,42037
24/01/2020	59,34	1,1035	53,77	564,50	0,38622	541,75	0,41484

QUOTAZIONI E PREZZI GIORNALIERI – 01.01.2019 – 30.04.2020

Data	Brent spot dollari barile	Cambio euro/dollaro	Brent spot euro barile	Benzina Cif Med dollari tonnellata	Benzina CIF Med euro litro	Gasolio CIF Med dollari tonnellata	Gasolio CIF Med euro litro
25/01/2020	59,34	1,1035	53,77	564,50	0,38622	541,75	0,41484
26/01/2020	59,34	1,1035	53,77	564,50	0,38622	541,75	0,41484
27/01/2020	58,54	1,1025	53,10	546,50	0,37425	519,25	0,39797
28/01/2020	59,37	1,1005	53,95	563,50	0,38659	531,75	0,40830
29/01/2020	59,46	1,1001	54,05	567,50	0,38948	530,75	0,40768
30/01/2020	57,72	1,1029	52,33	556,50	0,38096	517,00	0,39611
31/01/2020	57,77	1,1052	52,27	557,50	0,38085	509,00	0,38916
01/02/2020	57,77	1,1052	52,27	557,50	0,38085	509,00	0,38916
02/02/2020	57,77	1,1052	52,27	557,50	0,38085	509,00	0,38916
03/02/2020	54,00	1,1066	48,80	543,25	0,37064	491,00	0,37493
04/02/2020	53,90	1,1048	48,79	543,75	0,37159	499,75	0,38223
05/02/2020	55,36	1,1023	50,22	554,25	0,37962	515,25	0,39498
06/02/2020	55,18	1,1003	50,15	544,50	0,37362	516,00	0,39627
07/02/2020	54,53	1,0969	49,71	550,00	0,37857	515,25	0,39692
08/02/2020	54,53	1,0969	49,71	550,00	0,37857	515,25	0,39692
09/02/2020	54,53	1,0969	49,71	550,00	0,37857	515,25	0,39692
10/02/2020	53,39	1,0951	48,75	541,50	0,37333	502,50	0,38774
11/02/2020	54,00	1,0901	49,54	538,75	0,37314	504,75	0,39126
12/02/2020	55,54	1,0914	50,89	554,25	0,38341	518,50	0,40144
13/02/2020	56,34	1,0867	51,85	561,25	0,38994	522,75	0,40648
14/02/2020	57,37	1,0842	52,91	558,00	0,38857	523,75	0,40820
15/02/2020	57,37	1,0842	52,91	558,00	0,38857	523,75	0,40820
16/02/2020	57,37	1,0842	52,91	558,00	0,38857	523,75	0,40820
17/02/2020	57,83	1,0835	53,37	560,75	0,39074	520,25	0,40573
18/02/2020	57,35	1,0816	53,02	555,75	0,38794	514,50	0,40195
19/02/2020	59,72	1,0800	55,30	572,50	0,40022	527,00	0,41233
20/02/2020	59,72	1,0790	55,35	576,00	0,40304	528,25	0,41369
21/02/2020	58,60	1,0801	54,25	560,50	0,39179	516,75	0,40427
22/02/2020	58,60	1,0801	54,25	560,50	0,39179	516,75	0,40427
23/02/2020	58,60	1,0801	54,25	560,50	0,39179	516,75	0,40427
24/02/2020	56,04	1,0818	51,80	540,25	0,37705	493,00	0,38509

QUOTAZIONI E PREZZI GIORNALIERI – 01.01.2019 – 30.04.2020

Data	Brent spot dollari barile	Cambio euro/dollaro	Brent spot euro barile	Benzina Cif Med dollari tonnellata	Benzina CIF Med euro litro	Gasolio CIF Med dollari tonnellata	Gasolio CIF Med euro litro
25/02/2020	56,71	1,0840	52,32	535,00	0,37262	492,50	0,38391
26/02/2020	53,43	1,0875	49,13	514,00	0,35685	474,50	0,36869
27/02/2020	52,18	1,0964	47,59	479,25	0,33002	451,75	0,34817
28/02/2020	50,52	1,0977	46,02	466,50	0,32086	447,25	0,34429
29/02/2020	50,52	1,0977	46,02	466,50	0,32086	447,25	0,34429
01/03/2020	51,31	1,0977	46,74	466,50	0,32086	447,25	0,34429
02/03/2020	52,52	1,1122	47,22	476,75	0,32363	461,25	0,35044
03/03/2020	52,24	1,1117	46,99	485,25	0,32955	468,00	0,35573
04/03/2020	51,86	1,1125	46,62	485,00	0,32915	469,75	0,35680
05/03/2020	51,29	1,1187	45,85	490,75	0,33120	463,75	0,35029
06/03/2020	45,60	1,1336	40,23	440,25	0,29322	420,25	0,31326
07/03/2020	45,60	1,1336	40,23	440,25	0,29322	420,25	0,31326
08/03/2020	45,60	1,1336	40,23	440,25	0,29322	420,25	0,31326
09/03/2020	35,33	1,1456	30,84	375,00	0,24714	364,25	0,26867
10/03/2020	36,66	1,1390	32,19	373,00	0,24725	372,75	0,27654
11/03/2020	34,45	1,1336	30,39	365,25	0,24326	378,00	0,28177
12/03/2020	31,05	1,1240	27,62	279,50	0,18774	343,25	0,25805
13/03/2020	33,00	1,1104	29,72	290,00	0,19718	343,00	0,26102
14/03/2020	33,00	1,1104	29,72	290,00	0,19718	343,00	0,26102
15/03/2020	33,00	1,1104	29,72	290,00	0,19718	343,00	0,26102
16/03/2020	28,04	1,1157	25,13	243,50	0,16478	310,00	0,23479
17/03/2020	28,04	1,0982	25,53	240,25	0,16517	304,25	0,23410
18/03/2020	26,93	1,0934	24,63	213,50	0,14742	274,75	0,21233
19/03/2020	23,30	1,0801	21,57	218,25	0,15256	288,25	0,22551
20/03/2020	25,40	1,0707	23,72	224,00	0,15795	295,50	0,23321
21/03/2020	25,40	1,0707	23,72	224,00	0,15795	295,50	0,23321
22/03/2020	25,40	1,0707	23,72	224,00	0,15795	295,50	0,23321
23/03/2020	25,06	1,0783	23,24	179,50	0,12568	283,75	0,22236
24/03/2020	24,50	1,0843	22,60	193,25	0,13456	301,75	0,23516
25/03/2020	25,62	1,0827	23,66	199,50	0,13912	306,00	0,23882
26/03/2020	23,55	1,0981	21,45	216,00	0,14851	304,25	0,23412

QUOTAZIONI E PREZZI GIORNALIERI – 01.01.2019 – 30.04.2020

Data	Brent spot dollari barile	Cambio euro/dollaro	Brent spot euro barile	Benzina Cif Med dollari tonnellata	Benzina CIF Med euro litro	Gasolio CIF Med dollari tonnellata	Gasolio CIF Med euro litro
27/03/2020	22,39	1,0977	20,40	202,50	0,13928	300,50	0,23132
28/03/2020	22,39	1,0977	20,40	202,50	0,13928	300,50	0,23132
29/03/2020	22,39	1,0977	20,40	202,50	0,13928	300,50	0,23132
30/03/2020	19,07	1,1034	17,28	183,00	0,12522	284,50	0,21787
31/03/2020	19,19	1,0956	17,52	195,25	0,13455	289,75	0,22347
01/04/2020	14,97	1,0936	13,69	170,75	0,11788	268,25	0,20727
02/04/2020	20,24	1,0906	18,56	202,50	0,14019	269,50	0,20881
03/04/2020	24,33	1,0785	22,56	225,50	0,15786	297,00	0,23270
04/04/2020	24,33	1,0785	22,56	225,50	0,15786	297,00	0,23270
05/04/2020	24,33	1,0785	22,56	225,50	0,15786	297,00	0,23270
06/04/2020	22,58	1,0791	20,92	215,75	0,15095	294,50	0,23061
07/04/2020	22,10	1,0885	20,30	212,00	0,14705	297,00	0,23056
08/04/2020	25,22	1,0871	23,20	195,50	0,13578	282,75	0,21978
09/04/2020	20,23	1,0867	18,62	194,50	0,13513	273,75	0,21286
10/04/2020	20,23	1,0867	18,62	194,50	0,13513	273,75	0,21286
11/04/2020	20,23	1,0867	18,62	194,50	0,13513	273,75	0,21286
12/04/2020	20,23	1,0867	18,62	194,50	0,13513	273,75	0,21286
13/04/2020	20,23	1,0867	18,62	194,50	0,13513	273,75	0,21286
14/04/2020	21,74	1,0963	19,83	203,25	0,13997	254,25	0,19597
15/04/2020	19,80	1,0903	18,16	203,75	0,14109	238,75	0,18504
16/04/2020	18,69	1,0888	17,17	215,50	0,14943	251,50	0,19519
17/04/2020	19,75	1,0860	18,19	207,50	0,14426	258,25	0,20094
18/04/2020	19,75	1,0860	18,19	207,50	0,14426	258,25	0,20094
19/04/2020	19,75	1,0860	18,19	207,50	0,14426	258,25	0,20094
20/04/2020	17,36	1,0860	15,99	196,00	0,13626	237,25	0,18460
21/04/2020	9,12	1,0837	8,42	147,00	0,10241	192,50	0,15010
22/04/2020	13,77	1,0867	12,67	175,25	0,12176	188,50	0,14657
23/04/2020	15,06	1,0772	13,98	191,50	0,13422	206,75	0,16218
24/04/2020	15,87	1,0800	14,69	177,50	0,12409	187,00	0,14631
25/04/2020	15,87	1,0800	14,69	177,50	0,12409	187,00	0,14631
26/04/2020	15,87	1,0800	14,69	177,50	0,12409	187,00	0,14631

QUOTAZIONI E PREZZI GIORNALIERI – 01.01.2019 – 30.04.2020

Data	Brent spot dollari barile	Cambio euro/dollaro	Brent spot euro barile	Benzina Cif Med dollari tonnellata	Benzina CIF Med euro litro	Gasolio CIF Med dollari tonnellata	Gasolio CIF Med euro litro
27/04/2020	15,17	1,0852	13,98	175,75	0,12227	181,00	0,14094
28/04/2020	15,60	1,0877	14,34	169,75	0,11783	184,00	0,14294
29/04/2020	17,86	1,0842	16,47	201,50	0,14032	202,50	0,15782
30/04/2020	18,11	1,0876	16,65	210,50	0,14613	230,50	0,17908
MEDIA PERIODO	42,94	1,0982	39,00	408,71	0,28027	419,64	0,32224

Grafico del cambio dollaro-euro

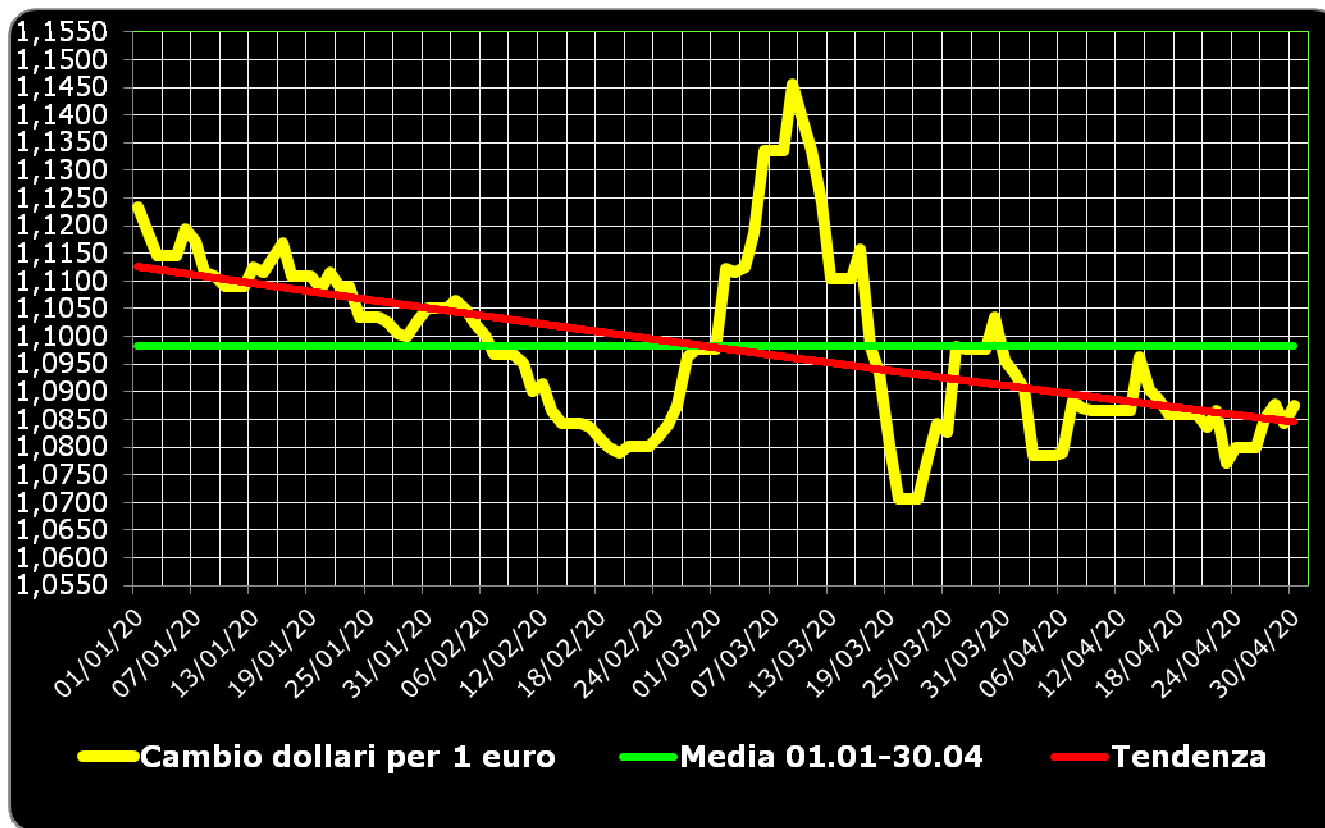


Grafico della quotazione greggio Brent al barile

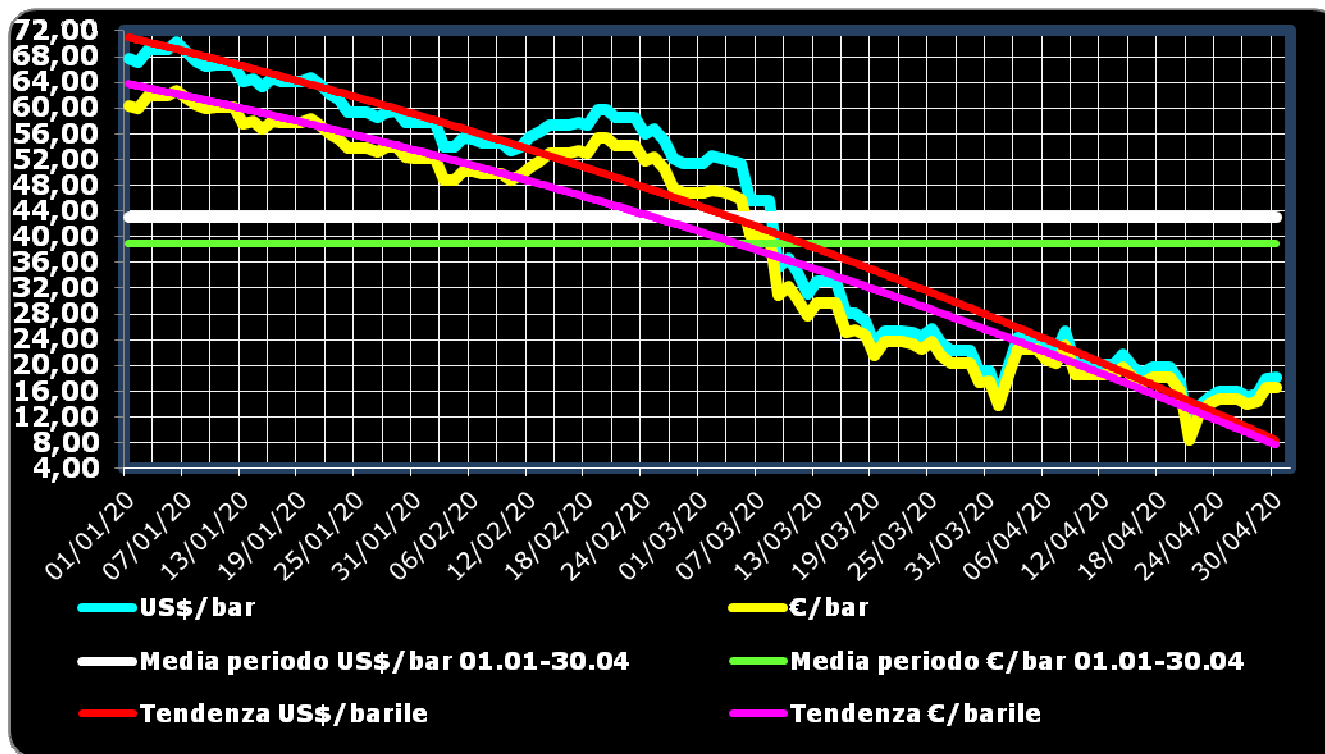
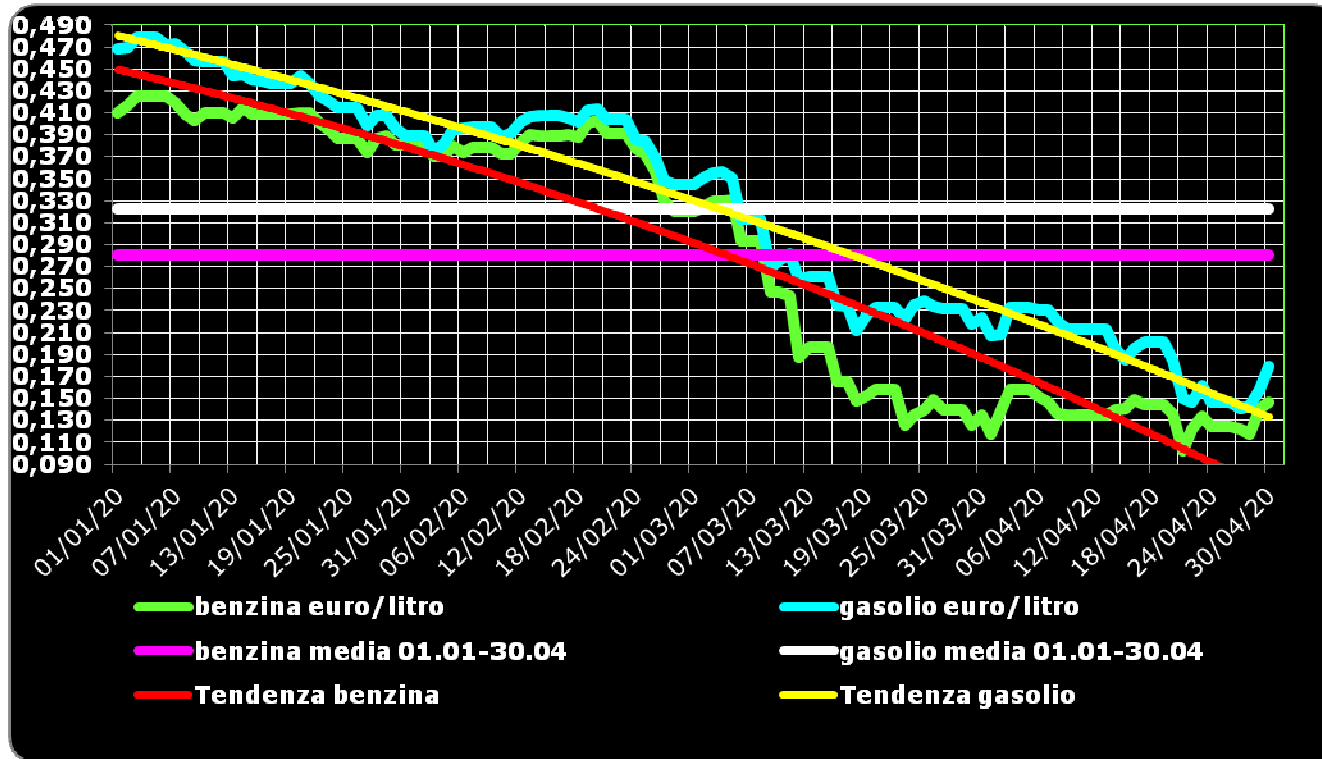


Grafico quotazioni Med cif benzina e gasolio – Euro/litro



SEZIONE 2.1 – PREZZI ITALIA: RETE DI MARCHIO SELF – MEDIA RETE DI MARCHIO, RETE NO-LOGO E RETE GENERALE – BENZINA – EURO/LITRO

Data	AGIP ENI	API IP	ESSO	Q8	EX SHELL	TAMOIL	EX TOTALERG	MEDIA MARCHI	NO-LOGO	MEDIA RETE
01/01/20	1,614	1,597	1,591	1,598		1,586	1,606	1,600	1,567	1,595
02/01/20	1,615	1,597	1,591	1,599		1,586	1,607	1,601	1,567	1,596
03/01/20	1,616	1,602	1,592	1,598		1,589	1,610	1,602	1,568	1,597
04/01/20	1,617	1,603	1,593	1,605		1,604	1,610	1,606	1,570	1,601
05/01/20	1,618	1,603	1,594	1,605		1,604	1,611	1,607	1,571	1,601
06/01/20	1,618	1,603	1,594	1,605		1,604	1,611	1,607	1,572	1,602
07/01/20	1,618	1,604	1,596	1,605		1,604	1,610	1,607	1,573	1,603
08/01/20	1,618	1,605	1,597	1,605		1,603	1,614	1,608	1,574	1,603
09/01/20	1,618	1,606	1,597	1,603		1,601	1,616	1,607	1,575	1,602
10/01/20	1,618	1,606	1,598	1,602		1,599	1,616	1,607	1,575	1,602
11/01/20	1,618	1,606	1,599	1,600		1,596	1,616	1,606	1,576	1,601
12/01/20	1,617	1,606	1,598	1,600		1,596	1,615	1,606	1,576	1,601
13/01/20	1,616	1,606	1,598	1,600		1,597	1,615	1,605	1,576	1,601
14/01/20	1,614	1,606	1,598	1,599		1,596	1,616	1,605	1,576	1,601
15/01/20	1,612	1,606	1,597	1,596		1,595	1,614	1,603	1,576	1,599
16/01/20	1,610	1,606	1,596	1,595		1,594	1,612	1,602	1,575	1,598
17/01/20	1,608	1,605	1,595	1,595		1,593	1,613	1,601	1,574	1,597
18/01/20	1,607	1,605	1,594	1,594		1,592	1,613	1,601	1,573	1,597
19/01/20	1,606	1,604	1,594	1,593		1,592	1,614	1,600	1,572	1,596
20/01/20	1,605	1,604	1,593	1,594		1,592	1,614	1,600	1,573	1,596
21/01/20	1,604	1,604	1,592	1,593		1,591	1,612	1,599	1,573	1,595
22/01/20	1,603	1,602	1,591	1,592		1,590	1,611	1,598	1,573	1,594
23/01/20	1,602	1,602	1,591	1,590		1,591	1,610	1,597	1,573	1,594
24/01/20	1,600	1,599	1,590	1,588		1,590	1,608	1,595	1,572	1,592
25/01/20	1,597	1,599	1,589	1,587		1,587	1,608	1,594	1,571	1,590
26/01/20	1,594	1,599	1,588	1,587		1,587	1,607	1,593	1,570	1,589
27/01/20	1,593	1,599	1,588	1,587		1,587	1,607	1,592	1,570	1,589
28/01/20	1,588	1,596	1,585	1,582		1,583	1,606	1,589	1,568	1,586
29/01/20	1,586	1,593	1,583	1,580		1,581	1,604	1,586	1,566	1,583

QUOTAZIONI E PREZZI GIORNALIERI – 01.01.2019 – 30.04.2020

Data	AGIP ENI	API IP	ESSO	Q8	EX SHELL	TAMOIL	EX TOTALERG	MEDIA MARCHI	NO-LOGO	MEDIA RETE
30/01/20	1,585	1,592	1,581	1,579		1,579	1,602	1,585	1,564	1,582
31/01/20	1,584	1,592	1,579	1,577		1,577	1,601	1,584	1,562	1,581
01/02/20	1,582	1,589	1,577	1,575		1,574	1,599	1,582	1,560	1,578
02/02/20	1,579	1,588	1,577	1,575		1,574	1,598	1,580	1,559	1,577
03/02/20	1,578	1,588	1,576	1,575		1,574	1,598	1,580	1,559	1,577
04/02/20	1,574	1,585	1,574	1,571		1,572	1,597	1,577	1,557	1,574
05/02/20	1,571	1,582	1,573	1,567		1,568	1,594	1,574	1,554	1,571
06/02/20	1,568	1,580	1,571	1,565		1,566	1,590	1,572	1,552	1,569
07/02/20	1,565	1,578	1,568	1,563		1,564	1,588	1,569	1,550	1,566
08/02/20	1,563	1,576	1,564	1,561		1,563	1,584	1,567	1,548	1,564
09/02/20	1,561	1,575	1,562	1,561		1,562	1,583	1,566	1,547	1,563
10/02/20	1,560	1,574	1,562	1,561		1,562	1,584	1,565	1,547	1,562
11/02/20	1,558	1,572	1,559	1,558		1,558	1,581	1,563	1,545	1,560
12/02/20	1,556	1,569	1,557	1,556		1,555	1,579	1,560	1,544	1,558
13/02/20	1,556	1,566	1,555	1,555		1,554	1,578	1,559	1,543	1,557
14/02/20	1,557	1,565	1,554	1,553		1,555	1,577	1,559	1,541	1,556
15/02/20	1,560	1,565	1,553	1,556		1,557	1,575	1,560	1,542	1,557
16/02/20	1,561	1,565	1,552	1,556		1,557	1,575	1,560	1,540	1,557
17/02/20	1,561	1,564	1,551	1,556		1,557	1,575	1,560	1,540	1,557
18/02/20	1,562	1,563	1,551	1,555		1,557	1,573	1,559	1,541	1,557
19/02/20	1,562	1,563	1,550	1,554		1,556	1,573	1,559	1,541	1,556
20/02/20	1,562	1,562	1,550	1,553		1,555	1,573	1,558	1,541	1,556
21/02/20	1,560	1,562	1,550	1,559		1,556	1,574	1,559	1,541	1,557
22/02/20	1,558	1,562	1,550	1,560		1,556	1,572	1,559	1,539	1,556
23/02/20	1,557	1,561	1,551	1,559		1,556	1,572	1,558	1,540	1,556
24/02/20	1,557	1,561	1,551	1,560		1,556	1,572	1,558	1,541	1,556
25/02/20	1,556	1,561	1,550	1,556		1,555	1,574	1,557	1,540	1,555
26/02/20	1,555	1,559	1,550	1,554		1,551	1,573	1,556	1,539	1,553
27/02/20	1,554	1,558	1,548	1,551		1,548	1,571	1,554	1,539	1,552
28/02/20	1,554	1,556	1,548	1,548		1,545	1,569	1,552	1,538	1,550
29/02/20	1,551	1,554	1,545	1,543		1,541	1,567	1,549	1,535	1,547
01/03/20	1,547	1,554	1,544	1,540		1,541	1,566	1,547	1,533	1,545
02/03/20	1,545	1,554	1,544	1,540		1,541	1,566	1,547	1,532	1,544

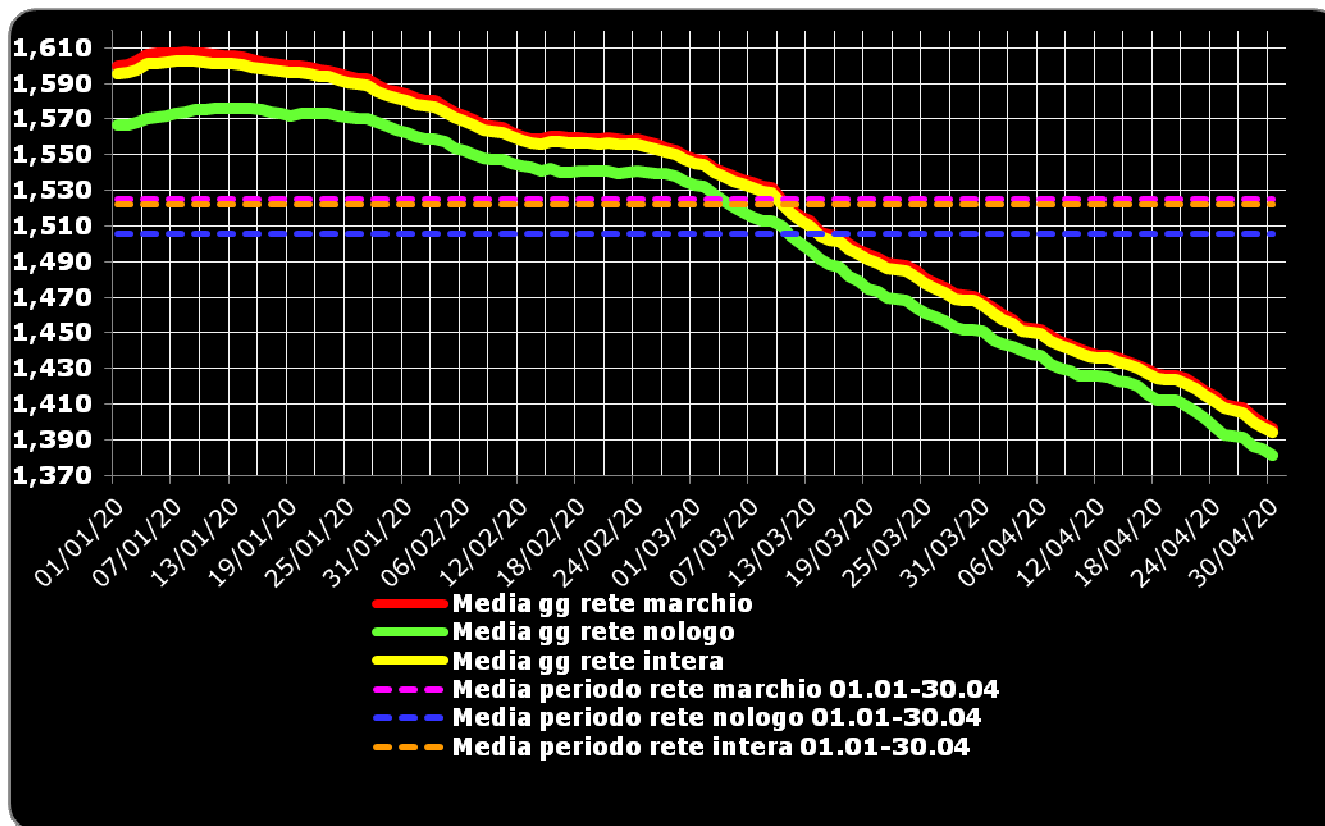
QUOTAZIONI E PREZZI GIORNALIERI – 01.01.2019 – 30.04.2020

Data	AGIP ENI	API IP	ESSO	Q8	EX SHELL	TAMOIL	EX TOTALERG	MEDIA MARCHI	NO-LOGO	MEDIA RETE
03/03/20	1,541	1,550	1,541	1,535		1,536	1,560	1,542	1,528	1,540
04/03/20	1,539	1,547	1,538	1,533		1,534	1,558	1,540	1,524	1,538
05/03/20	1,538	1,543	1,536	1,531		1,530	1,556	1,538	1,521	1,535
06/03/20	1,537	1,542	1,533	1,529		1,528	1,554	1,536	1,518	1,533
07/03/20	1,538	1,539	1,529	1,527		1,525	1,551	1,534	1,515	1,531
08/03/20	1,532	1,539	1,528	1,526		1,524	1,549	1,532	1,513	1,529
09/03/20	1,531	1,538	1,527	1,526		1,524	1,549	1,531	1,513	1,529
10/03/20	1,524	1,532	1,524	1,513		1,522	1,543	1,524	1,510	1,522
11/03/20	1,519	1,525	1,519	1,510		1,515	1,538	1,519	1,504	1,517
12/03/20	1,515	1,522	1,515	1,506		1,507	1,535	1,515	1,500	1,513
13/03/20	1,512	1,520	1,512	1,504		1,505	1,532	1,513	1,496	1,510
14/03/20	1,508	1,516	1,506	1,491		1,499	1,528	1,506	1,491	1,504
15/03/20	1,506	1,515	1,503	1,489		1,499	1,526	1,505	1,488	1,502
16/03/20	1,505	1,515	1,502	1,489		1,499	1,525	1,504	1,487	1,501
17/03/20	1,501	1,511	1,498	1,485		1,491	1,525	1,500	1,482	1,497
18/03/20	1,498	1,508	1,495	1,483		1,486	1,520	1,496	1,479	1,494
19/03/20	1,495	1,505	1,493	1,481		1,482	1,521	1,494	1,475	1,491
20/03/20	1,493	1,502	1,491	1,480		1,480	1,519	1,492	1,473	1,489
21/03/20	1,490	1,500	1,488	1,477		1,478	1,518	1,489	1,470	1,486
22/03/20	1,489	1,500	1,488	1,476		1,477	1,517	1,489	1,469	1,486
23/03/20	1,486	1,500	1,487	1,476		1,476	1,518	1,488	1,468	1,485
24/03/20	1,481	1,498	1,485	1,472		1,473	1,516	1,484	1,464	1,481
25/03/20	1,477	1,491	1,482	1,470		1,471	1,510	1,480	1,461	1,478
26/03/20	1,472	1,490	1,481	1,468		1,468	1,505	1,478	1,459	1,475
27/03/20	1,469	1,489	1,478	1,465		1,465	1,504	1,475	1,457	1,473
28/03/20	1,464	1,486	1,473	1,462		1,463	1,504	1,472	1,453	1,469
29/03/20	1,462	1,485	1,472	1,462		1,463	1,503	1,471	1,452	1,468
30/03/20	1,461	1,486	1,472	1,462		1,463	1,502	1,471	1,452	1,468
31/03/20	1,457	1,484	1,469	1,459		1,459	1,500	1,468	1,451	1,465
01/04/20	1,453	1,480	1,466	1,456		1,455	1,496	1,464	1,446	1,461
02/04/20	1,449	1,477	1,462	1,452		1,451	1,494	1,460	1,444	1,458
03/04/20	1,446	1,474	1,459	1,449		1,448	1,491	1,457	1,442	1,455
04/04/20	1,442	1,469	1,456	1,445		1,445	1,484	1,453	1,440	1,451

QUOTAZIONI E PREZZI GIORNALIERI – 01.01.2019 – 30.04.2020

Data	AGIP ENI	API IP	ESSO	Q8	EX SHELL	TAMOIL	EX TOTALERG	MEDIA MARCHI	NO- LOGO	MEDIA RETE
05/04/20	1,441	1,468	1,455	1,444		1,444	1,483	1,452	1,438	1,450
06/04/20	1,440	1,466	1,454	1,444		1,445	1,482	1,451	1,437	1,449
07/04/20	1,437	1,463	1,451	1,440		1,440	1,478	1,448	1,432	1,446
08/04/20	1,434	1,459	1,449	1,438		1,439	1,477	1,445	1,430	1,443
09/04/20	1,432	1,455	1,448	1,436		1,437	1,474	1,443	1,429	1,441
10/04/20	1,431	1,452	1,446	1,434		1,434	1,471	1,441	1,426	1,439
11/04/20	1,429	1,449	1,443	1,432		1,432	1,473	1,439	1,426	1,437
12/04/20	1,427	1,449	1,442	1,431		1,431	1,472	1,438	1,426	1,436
13/04/20	1,427	1,448	1,442	1,431		1,431	1,472	1,437	1,425	1,436
14/04/20	1,425	1,446	1,441	1,430		1,428	1,472	1,436	1,423	1,434
15/04/20	1,423	1,445	1,438	1,428		1,426	1,471	1,434	1,422	1,432
16/04/20	1,421	1,442	1,436	1,426		1,424	1,468	1,432	1,420	1,430
17/04/20	1,419	1,440	1,434	1,423		1,421	1,466	1,429	1,416	1,427
18/04/20	1,416	1,438	1,431	1,421		1,419	1,460	1,427	1,412	1,424
19/04/20	1,414	1,438	1,430	1,421		1,419	1,457	1,426	1,412	1,424
20/04/20	1,414	1,438	1,430	1,422		1,419	1,456	1,426	1,412	1,424
21/04/20	1,412	1,437	1,428	1,419		1,417	1,454	1,424	1,409	1,422
22/04/20	1,410	1,433	1,426	1,415		1,414	1,450	1,421	1,406	1,419
23/04/20	1,406	1,430	1,423	1,412		1,410	1,446	1,418	1,402	1,415
24/04/20	1,402	1,426	1,420	1,409		1,408	1,443	1,414	1,397	1,412
25/04/20	1,396	1,424	1,416	1,405		1,402	1,442	1,410	1,393	1,408
26/04/20	1,395	1,422	1,416	1,403		1,402	1,442	1,409	1,392	1,406
27/04/20	1,393	1,421	1,415	1,403		1,402	1,439	1,408	1,391	1,405
28/04/20	1,387	1,417	1,411	1,398		1,394	1,435	1,403	1,386	1,400
29/04/20	1,383	1,415	1,407	1,395		1,392	1,430	1,399	1,385	1,397
30/04/20	1,381	1,413	1,404	1,391		1,388	1,425	1,396	1,381	1,394
MEDIA	1,523	1,533	1,523	1,519		1,518	1,546	1,525	1,505	1,522

Grafico prezzi benzina self media rete di marchio, rete no-logo e rete intera - Euro/litro



SEZIONE 2.2 – PREZZI ITALIA: RETE DI MARCHIO SERVITO – MEDIA RETE DI MARCHIO, RETE NO-LOGO E RETE GENERALE – BENZINA – EURO/LITRO

Data	AGIP ENI	API IP	ESSO	Q8	EX SHELL	TAMOIL	EX TOTALERG	MEDIA MARCHI	NO- LOGO	MEDIA RETE
01/01/20	1,781	1,789	1,740	1,751	1,609	1,678	1,757	1,756	1,609	1,728
02/01/20	1,784	1,788	1,740	1,750	1,609	1,678	1,757	1,757	1,609	1,728
03/01/20	1,791	1,793	1,739	1,749	1,619	1,681	1,758	1,761	1,610	1,732
04/01/20	1,794	1,798	1,741	1,752	1,619	1,693	1,759	1,765	1,612	1,736
05/01/20	1,795	1,800	1,742	1,753	1,629	1,693	1,759	1,767	1,612	1,737
06/01/20	1,795	1,800	1,741	1,752	1,629	1,693	1,760	1,766	1,612	1,737
07/01/20	1,797	1,804	1,742	1,756	1,629	1,695	1,763	1,769	1,613	1,740
08/01/20	1,799	1,802	1,741	1,755	1,619	1,698	1,762	1,769	1,615	1,740
09/01/20	1,799	1,802	1,743	1,756	1,619	1,701	1,762	1,770	1,616	1,740
10/01/20	1,799	1,803	1,745	1,757	1,619	1,696	1,762	1,769	1,617	1,738
11/01/20	1,799	1,802	1,745	1,756	1,619	1,694	1,763	1,768	1,617	1,737
12/01/20	1,797	1,800	1,747	1,756	1,619	1,692	1,763	1,767	1,618	1,737
13/01/20	1,797	1,801	1,747	1,755	1,619	1,693	1,763	1,767	1,618	1,738
14/01/20	1,796	1,803	1,747	1,754	1,619	1,692	1,764	1,768	1,618	1,738
15/01/20	1,794	1,804	1,748	1,754	0,000	1,692	1,760	1,767	1,618	1,738
16/01/20	1,792	1,804	1,746	1,754	1,609	1,690	1,760	1,766	1,617	1,737
17/01/20	1,791	1,802	1,747	1,758	1,609	1,691	1,760	1,766	1,615	1,737
18/01/20	1,790	1,798	1,744	1,756	1,609	1,690	1,761	1,764	1,614	1,735
19/01/20	1,789	1,799	1,743	1,755	1,609	1,690	1,762	1,764	1,614	1,735
20/01/20	1,788	1,798	1,743	1,754	1,609	1,690	1,761	1,764	1,615	1,735
21/01/20	1,787	1,798	1,741	1,753	1,609	1,688	1,761	1,763	1,616	1,734
22/01/20	1,786	1,796	1,740	1,752	1,589	1,687	1,761	1,762	1,616	1,733
23/01/20	1,785	1,797	1,740	1,752	1,589	1,687	1,761	1,762	1,615	1,733
24/01/20	1,782	1,797	1,739	1,751	1,589	1,686	1,759	1,760	1,616	1,732
25/01/20	1,779	1,797	1,739	1,749	1,589	1,684	1,758	1,759	1,614	1,730
26/01/20	1,778	1,797	1,738	1,749	1,589	1,683	1,756	1,758	1,614	1,730
27/01/20	1,777	1,798	1,738	1,750	1,589	1,682	1,756	1,758	1,613	1,730
28/01/20	1,772	1,797	1,737	1,749	1,589	1,681	1,757	1,756	1,611	1,728
29/01/20	1,770	1,796	1,734	1,749	1,589	1,679	1,756	1,754	1,608	1,726

QUOTAZIONI E PREZZI GIORNALIERI – 01.01.2019 – 30.04.2020

Data	AGIP ENI	API IP	ESSO	Q8	EX SHELL	TAMOIL	EX TOTALERG	MEDIA MARCHI	NO-LOGO	MEDIA RETE
30/01/20	1,769	1,794	1,731	1,747	1,589	1,677	1,754	1,753	1,606	1,724
31/01/20	1,768	1,793	1,728	1,747	1,589	1,674	1,754	1,751	1,604	1,722
01/02/20	1,766	1,789	1,726	1,746	1,589	1,670	1,751	1,748	1,601	1,719
02/02/20	1,764	1,788	1,727	1,747	1,589	1,669	1,751	1,748	1,600	1,718
03/02/20	1,763	1,786	1,727	1,744	1,589	1,670	1,750	1,747	1,600	1,718
04/02/20	1,759	1,783	1,724	1,742	1,539	1,669	1,748	1,744	1,598	1,715
05/02/20	1,756	1,782	1,724	1,739	1,539	1,668	1,746	1,742	1,597	1,713
06/02/20	1,754	1,781	1,723	1,742	1,539	1,665	1,743	1,741	1,595	1,712
07/02/20	1,752	1,779	1,720	1,740	1,539	1,664	1,740	1,739	1,593	1,710
08/02/20	1,749	1,778	1,717	1,741	1,589	1,662	1,736	1,737	1,592	1,708
09/02/20	1,748	1,776	1,715	1,740	1,589	1,661	1,736	1,735	1,590	1,707
10/02/20	1,747	1,776	1,714	1,740	1,589	1,661	1,737	1,735	1,590	1,707
11/02/20	1,745	1,773	1,711	1,739	1,559	1,657	1,734	1,732	1,589	1,705
12/02/20	1,743	1,771	1,708	1,736	1,559	1,655	1,732	1,730	1,587	1,703
13/02/20	1,742	1,770	1,706	1,734	1,559	1,654	1,733	1,729	1,586	1,701
14/02/20	1,743	1,770	1,706	1,733	1,559	1,655	1,731	1,729	1,585	1,701
15/02/20	1,747	1,768	1,705	1,732	1,559	1,657	1,731	1,730	1,584	1,702
16/02/20	1,748	1,768	1,704	1,730	1,559	1,656	1,729	1,729	1,583	1,702
17/02/20	1,748	1,768	1,704	1,730	1,559	1,656	1,729	1,730	1,583	1,702
18/02/20	1,749	1,767	1,706	1,726	1,559	1,655	1,730	1,730	1,583	1,702
19/02/20	1,750	1,768	1,705	1,728	1,559	1,656	1,726	1,730	1,584	1,701
20/02/20	1,749	1,767	1,705	1,728	1,559	1,655	1,725	1,729	1,584	1,701
21/02/20	1,748	1,767	1,705	1,730	1,559	1,655	1,724	1,729	1,585	1,701
22/02/20	1,746	1,766	1,704	1,731	1,559	1,655	1,724	1,728	1,585	1,700
23/02/20	1,746	1,765	1,705	1,732	1,559	1,655	1,725	1,728	1,585	1,700
24/02/20	1,746	1,765	1,705	1,730	1,559	1,655	1,726	1,728	1,585	1,700
25/02/20	1,744	1,764	1,704	1,731	1,559	1,653	1,722	1,727	1,584	1,699
26/02/20	1,743	1,764	1,702	1,728	1,559	1,651	1,724	1,726	1,584	1,699
27/02/20	1,743	1,763	1,701	1,728	1,559	1,647	1,721	1,725	1,584	1,698
28/02/20	1,743	1,761	1,700	1,728	1,559	1,645	1,723	1,724	1,582	1,697
29/02/20	1,740	1,761	1,697	1,727	1,559	1,640	1,721	1,721	1,579	1,693
01/03/20	1,736	1,762	1,696	1,724	1,559	1,640	1,721	1,720	1,577	1,692
02/03/20	1,735	1,761	1,695	1,722	1,559	1,640	1,719	1,719	1,577	1,691

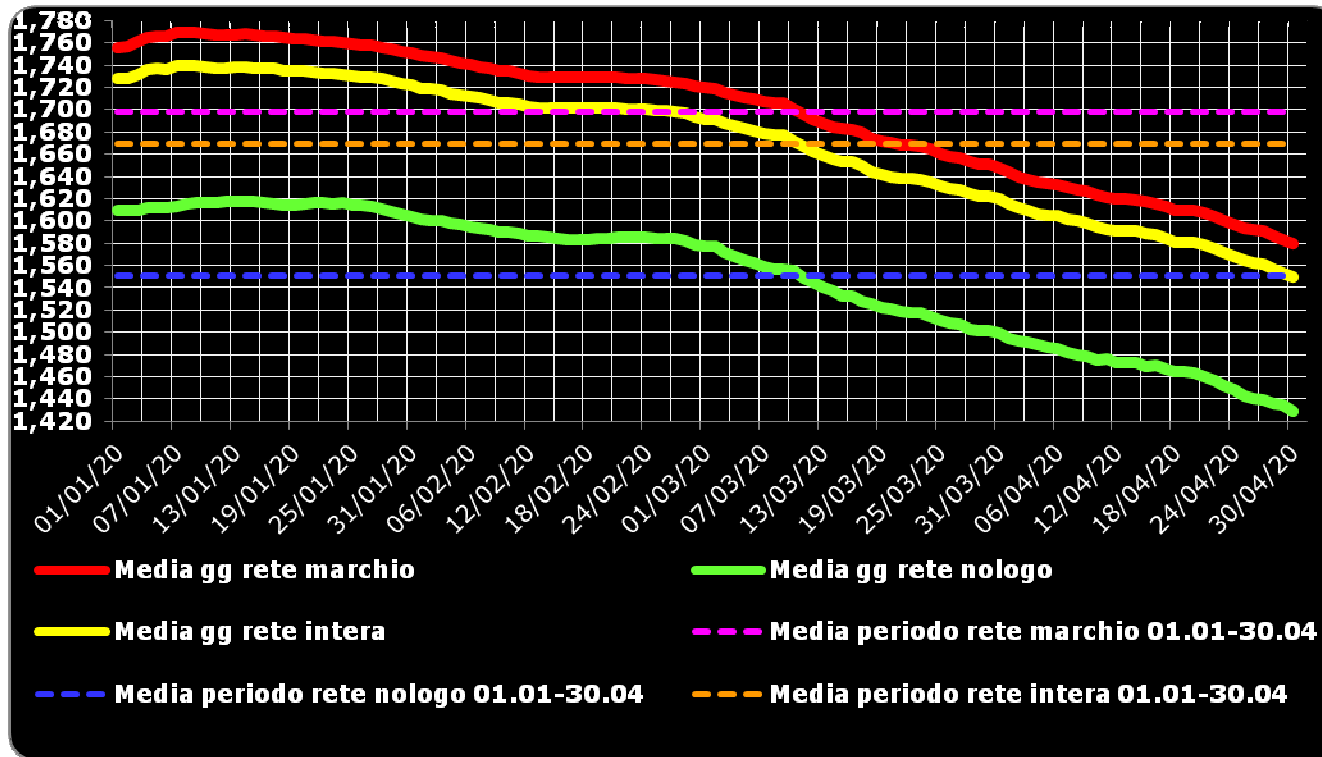
QUOTAZIONI E PREZZI GIORNALIERI – 01.01.2019 – 30.04.2020

Data	AGIP ENI	API IP	ESSO	Q8	EX SHELL	TAMOIL	EX TOTALERG	MEDIA MARCHI	NO-LOGO	MEDIA RETE
03/03/20	1,731	1,757	1,695	1,720	1,559	1,638	1,714	1,716	1,572	1,688
04/03/20	1,728	1,756	1,692	1,718	1,559	1,635	1,711	1,714	1,568	1,685
05/03/20	1,727	1,755	1,689	1,716	1,539	1,630	1,706	1,711	1,565	1,683
06/03/20	1,725	1,754	1,687	1,713	1,539	1,629	1,704	1,710	1,562	1,681
07/03/20	1,723	1,751	1,683	1,712	1,539	1,627	1,703	1,707	1,559	1,679
08/03/20	1,721	1,750	1,683	1,713	1,539	1,626	1,701	1,706	1,557	1,677
09/03/20	1,720	1,750	1,683	1,711	1,539	1,627	1,701	1,706	1,557	1,677
10/03/20	1,715	1,745	1,678	1,706	1,539	1,624	1,697	1,701	1,555	1,672
11/03/20	1,710	1,738	1,674	1,702	1,509	1,618	1,693	1,696	1,549	1,667
12/03/20	1,706	1,735	1,668	1,698	1,509	1,610	1,689	1,691	1,545	1,663
13/03/20	1,703	1,732	1,666	1,693	1,479	1,607	1,686	1,688	1,541	1,659
14/03/20	1,699	1,730	1,661	1,690	1,479	1,604	1,683	1,685	1,537	1,656
15/03/20	1,697	1,729	1,658	1,690	1,479	1,604	1,682	1,683	1,533	1,654
16/03/20	1,696	1,728	1,657	1,688	1,479	1,604	1,683	1,683	1,533	1,653
17/03/20	1,692	1,727	1,655	1,685	1,479	1,599	1,683	1,679	1,528	1,649
18/03/20	1,689	1,720	1,651	1,686	1,479	1,595	1,670	1,674	1,526	1,644
19/03/20	1,686	1,718	1,648	1,684	1,479	1,590	1,672	1,672	1,522	1,641
20/03/20	1,684	1,715	1,646	1,683	1,388	1,588	1,673	1,670	1,521	1,640
21/03/20	1,683	1,714	1,643	1,684	1,388	1,585	1,672	1,669	1,519	1,639
22/03/20	1,681	1,715	1,644	1,681	1,388	1,584	1,669	1,668	1,518	1,638
23/03/20	1,679	1,714	1,644	1,681	1,388	1,583	1,671	1,667	1,517	1,637
24/03/20	1,675	1,712	1,642	1,677	1,399	1,579	1,671	1,664	1,514	1,635
25/03/20	1,670	1,707	1,639	1,675	1,399	1,578	1,666	1,660	1,511	1,631
26/03/20	1,666	1,706	1,637	1,675	1,399	1,578	1,660	1,658	1,508	1,629
27/03/20	1,662	1,706	1,634	1,674	1,399	1,576	1,658	1,656	1,507	1,627
28/03/20	1,657	1,703	1,631	1,674	1,399	1,577	1,657	1,653	1,502	1,624
29/03/20	1,654	1,702	1,630	1,670	1,399	1,576	1,656	1,651	1,501	1,622
30/03/20	1,653	1,703	1,629	1,669	1,399	1,576	1,654	1,651	1,501	1,622
31/03/20	1,649	1,701	1,627	1,668	1,399	1,572	1,654	1,648	1,499	1,620
01/04/20	1,645	1,696	1,625	1,666	1,399	1,566	1,648	1,644	1,494	1,615
02/04/20	1,641	1,689	1,621	1,664	1,399	1,565	1,644	1,640	1,492	1,612
03/04/20	1,638	1,685	1,618	1,662	1,399	1,564	1,641	1,637	1,491	1,609
04/04/20	1,634	1,684	1,615	1,660	1,399	1,561	1,637	1,634	1,489	1,606

QUOTAZIONI E PREZZI GIORNALIERI – 01.01.2019 – 30.04.2020

Data	AGIP ENI	API IP	ESSO	Q8	EX SHELL	TAMOIL	EX TOTALERG	MEDIA MARCHI	NO-LOGO	MEDIA RETE
05/04/20	1,633	1,683	1,614	1,659	1,289	1,559	1,636	1,633	1,486	1,605
06/04/20	1,632	1,682	1,614	1,659	1,289	1,559	1,636	1,633	1,485	1,604
07/04/20	1,629	1,682	1,611	1,654	1,289	1,558	1,628	1,630	1,482	1,602
08/04/20	1,627	1,679	1,608	1,655	1,289	1,557	1,628	1,628	1,480	1,600
09/04/20	1,625	1,681	1,606	1,657	1,289	1,554	1,623	1,627	1,478	1,598
10/04/20	1,624	1,674	1,605	1,649	1,289	1,552	1,621	1,624	1,475	1,595
11/04/20	1,622	1,670	1,604	1,649	1,289	1,548	1,623	1,622	1,476	1,593
12/04/20	1,620	1,668	1,603	1,649	1,289	1,548	1,622	1,620	1,473	1,591
13/04/20	1,620	1,668	1,602	1,647	1,289	1,548	1,623	1,620	1,473	1,591
14/04/20	1,618	1,671	1,604	1,649	1,289	1,539	1,625	1,619	1,473	1,591
15/04/20	1,616	1,669	1,600	1,644	1,289	1,545	1,624	1,618	1,469	1,589
16/04/20	1,613	1,666	1,597	1,640	1,289	1,544	1,622	1,615	1,470	1,587
17/04/20	1,611	1,666	1,594	1,639	1,289	1,538	1,618	1,613	1,467	1,584
18/04/20	1,608	1,663	1,589	1,640	1,289	1,534	1,611	1,610	1,464	1,581
19/04/20	1,607	1,664	1,588	1,639	1,289	1,535	1,611	1,609	1,464	1,581
20/04/20	1,607	1,664	1,588	1,639	1,289	1,535	1,611	1,610	1,463	1,581
21/04/20	1,604	1,662	1,585	1,636	1,289	1,535	1,609	1,607	1,460	1,579
22/04/20	1,602	1,657	1,582	1,630	1,289	1,531	1,604	1,604	1,457	1,575
23/04/20	1,597	1,657	1,580	1,629	1,289	1,528	1,599	1,601	1,452	1,572
24/04/20	1,593	1,651	1,575	1,625	1,289	1,525	1,595	1,597	1,448	1,568
25/04/20	1,589	1,647	1,574	1,621	1,289	1,523	1,593	1,594	1,443	1,564
26/04/20	1,588	1,646	1,573	1,621	1,289	1,522	1,592	1,593	1,440	1,563
27/04/20	1,586	1,645	1,572	1,620	1,289	1,521	1,589	1,591	1,439	1,561
28/04/20	1,580	1,642	1,569	1,616	1,289	1,512	1,586	1,587	1,436	1,557
29/04/20	1,576	1,639	1,567	1,611	1,289	1,513	1,582	1,583	1,435	1,554
30/04/20	1,574	1,633	1,563	1,608	1,289	1,508	1,578	1,580	1,429	1,550
MEDIA	1,711	1,741	1,677	1,705	1,473	1,623	1,698	1,698	1,551	1,670

Grafico prezzi benzina servito media rete di marchio, rete no-logo e rete intera - Euro/litro



SEZIONE 2.3 – PREZZI ITALIA: RETE DI MARCHIO SELF – MEDIA RETE DI MARCHIO, RETE NO-LOGO E RETE GENERALE – GASOLIO – EURO/LITRO

Data	AGIP ENI	API IP	ESSO	Q8	EX SHELL	TAMOIL	EX TOTALERG	MEDIA MARCHI	NO-LOGO	MEDIA RETE
01/01/20	1,502	1,488	1,484	1,493		1,488	1,501	1,493	1,464	1,489
02/01/20	1,503	1,488	1,485	1,493		1,487	1,502	1,493	1,464	1,489
03/01/20	1,504	1,493	1,485	1,492		1,490	1,505	1,495	1,465	1,491
04/01/20	1,505	1,495	1,487	1,499		1,505	1,505	1,499	1,468	1,494
05/01/20	1,506	1,495	1,488	1,499		1,505	1,506	1,499	1,469	1,495
06/01/20	1,506	1,495	1,489	1,499		1,506	1,506	1,500	1,470	1,495
07/01/20	1,506	1,495	1,490	1,499		1,505	1,505	1,500	1,471	1,496
08/01/20	1,506	1,497	1,491	1,499		1,504	1,510	1,500	1,472	1,496
09/01/20	1,506	1,498	1,491	1,498		1,502	1,512	1,500	1,473	1,496
10/01/20	1,506	1,498	1,492	1,497		1,501	1,512	1,500	1,473	1,496
11/01/20	1,506	1,498	1,493	1,495		1,497	1,511	1,499	1,473	1,495
12/01/20	1,506	1,498	1,493	1,495		1,497	1,511	1,499	1,474	1,495
13/01/20	1,506	1,498	1,493	1,495		1,498	1,511	1,499	1,474	1,496
14/01/20	1,506	1,498	1,492	1,494		1,497	1,511	1,499	1,475	1,495
15/01/20	1,505	1,498	1,492	1,491		1,495	1,510	1,498	1,475	1,495
16/01/20	1,503	1,498	1,491	1,491		1,492	1,508	1,497	1,473	1,493
17/01/20	1,502	1,497	1,491	1,490		1,491	1,509	1,496	1,472	1,493
18/01/20	1,500	1,496	1,489	1,489		1,490	1,509	1,495	1,471	1,491
19/01/20	1,500	1,496	1,489	1,488		1,490	1,509	1,495	1,469	1,491
20/01/20	1,499	1,496	1,488	1,489		1,490	1,509	1,494	1,470	1,491
21/01/20	1,498	1,496	1,487	1,488		1,489	1,508	1,494	1,469	1,490
22/01/20	1,497	1,494	1,486	1,487		1,487	1,507	1,492	1,469	1,489
23/01/20	1,496	1,493	1,486	1,485		1,487	1,505	1,491	1,468	1,488
24/01/20	1,495	1,491	1,484	1,482		1,486	1,503	1,489	1,466	1,486
25/01/20	1,491	1,491	1,483	1,481		1,483	1,503	1,488	1,465	1,484
26/01/20	1,489	1,490	1,482	1,480		1,482	1,501	1,486	1,464	1,483
27/01/20	1,487	1,490	1,481	1,480		1,482	1,502	1,486	1,463	1,482
28/01/20	1,483	1,488	1,479	1,476		1,479	1,499	1,483	1,461	1,479
29/01/20	1,481	1,485	1,476	1,473		1,476	1,497	1,480	1,457	1,476

QUOTAZIONI E PREZZI GIORNALIERI – 01.01.2019 – 30.04.2020

Data	AGIP ENI	API IP	ESSO	Q8	EX SHELL	TAMOIL	EX TOTALERG	MEDIA MARCHI	NO-LOGO	MEDIA RETE
30/01/20	1,479	1,484	1,473	1,472		1,474	1,496	1,478	1,455	1,475
31/01/20	1,478	1,483	1,471	1,471		1,472	1,494	1,477	1,452	1,473
01/02/20	1,476	1,480	1,469	1,469		1,467	1,492	1,474	1,449	1,471
02/02/20	1,473	1,479	1,469	1,468		1,467	1,492	1,473	1,448	1,469
03/02/20	1,472	1,479	1,468	1,468		1,467	1,491	1,473	1,447	1,469
04/02/20	1,468	1,475	1,466	1,464		1,465	1,489	1,469	1,444	1,465
05/02/20	1,465	1,473	1,464	1,460		1,460	1,487	1,466	1,441	1,463
06/02/20	1,462	1,470	1,462	1,458		1,457	1,482	1,464	1,438	1,460
07/02/20	1,459	1,467	1,458	1,456		1,455	1,480	1,461	1,435	1,457
08/02/20	1,457	1,465	1,455	1,453		1,453	1,476	1,458	1,432	1,454
09/02/20	1,455	1,464	1,452	1,452		1,453	1,475	1,457	1,431	1,453
10/02/20	1,454	1,464	1,452	1,453		1,452	1,475	1,457	1,431	1,453
11/02/20	1,452	1,461	1,448	1,450		1,448	1,471	1,453	1,430	1,450
12/02/20	1,450	1,458	1,446	1,447		1,446	1,469	1,451	1,429	1,448
13/02/20	1,450	1,455	1,444	1,445		1,443	1,468	1,449	1,426	1,446
14/02/20	1,451	1,454	1,443	1,444		1,445	1,467	1,449	1,424	1,446
15/02/20	1,454	1,454	1,442	1,447		1,446	1,465	1,450	1,425	1,447
16/02/20	1,455	1,453	1,441	1,446		1,445	1,465	1,450	1,424	1,446
17/02/20	1,455	1,453	1,441	1,446		1,446	1,465	1,450	1,424	1,446
18/02/20	1,456	1,452	1,440	1,446		1,445	1,463	1,450	1,423	1,446
19/02/20	1,456	1,451	1,439	1,445		1,444	1,462	1,449	1,424	1,445
20/02/20	1,455	1,450	1,439	1,444		1,443	1,463	1,449	1,424	1,445
21/02/20	1,453	1,450	1,439	1,449		1,444	1,463	1,449	1,424	1,445
22/02/20	1,451	1,449	1,439	1,449		1,444	1,462	1,448	1,422	1,444
23/02/20	1,450	1,448	1,439	1,449		1,444	1,461	1,448	1,422	1,444
24/02/20	1,449	1,448	1,439	1,450		1,444	1,462	1,448	1,422	1,444
25/02/20	1,449	1,448	1,438	1,445		1,442	1,462	1,446	1,421	1,443
26/02/20	1,448	1,446	1,438	1,444		1,439	1,461	1,445	1,420	1,442
27/02/20	1,447	1,446	1,436	1,441		1,435	1,458	1,443	1,419	1,440
28/02/20	1,447	1,444	1,435	1,437		1,432	1,455	1,441	1,417	1,438
29/02/20	1,443	1,441	1,432	1,432		1,429	1,453	1,438	1,415	1,434
01/03/20	1,438	1,441	1,431	1,430		1,428	1,453	1,436	1,412	1,432
02/03/20	1,437	1,441	1,430	1,429		1,428	1,452	1,435	1,411	1,431

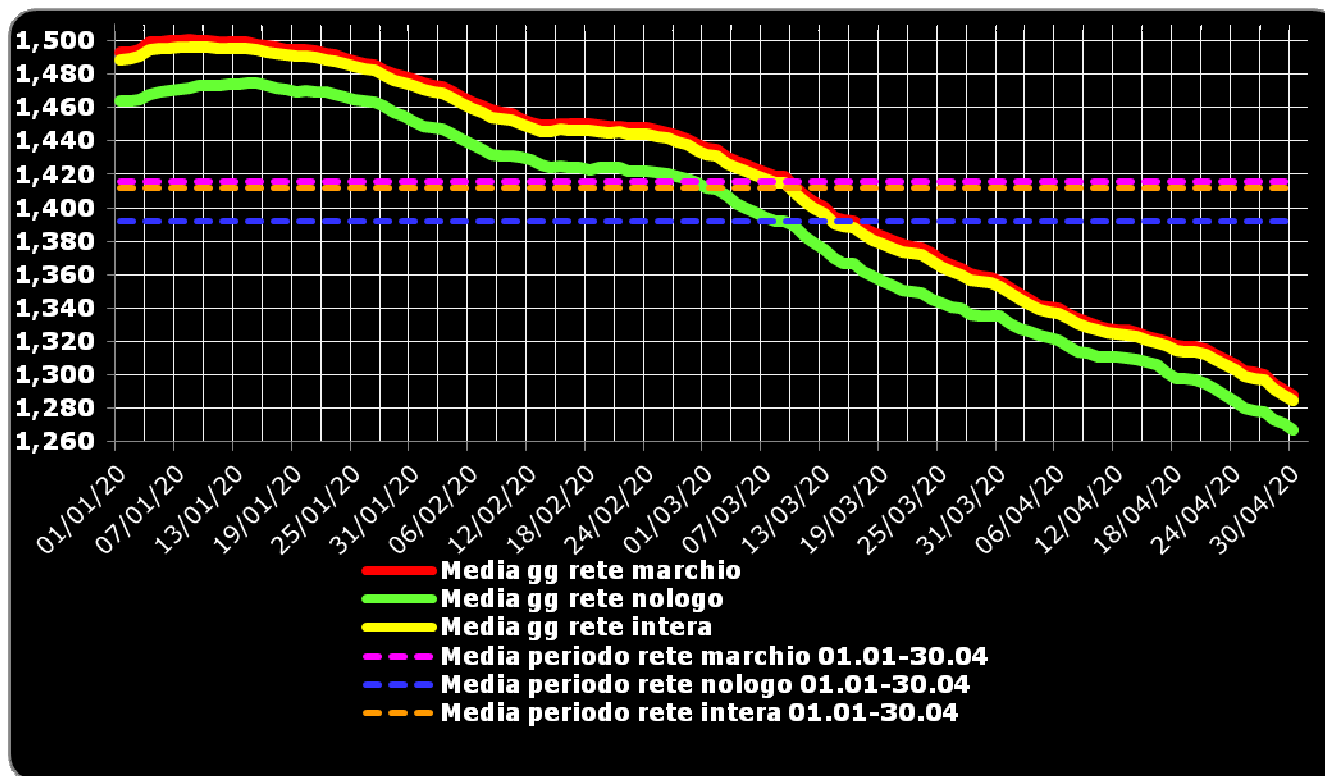
QUOTAZIONI E PREZZI GIORNALIERI – 01.01.2019 – 30.04.2020

Data	AGIP ENI	API IP	ESSO	Q8	EX SHELL	TAMOIL	EX TOTALERG	MEDIA MARCHI	NO-LOGO	MEDIA RETE
03/03/20	1,432	1,436	1,426	1,425		1,423	1,446	1,430	1,407	1,427
04/03/20	1,430	1,434	1,424	1,421		1,420	1,444	1,428	1,403	1,424
05/03/20	1,429	1,429	1,422	1,420		1,417	1,441	1,425	1,400	1,422
06/03/20	1,428	1,428	1,419	1,418		1,415	1,439	1,424	1,397	1,420
07/03/20	1,426	1,426	1,415	1,415		1,411	1,436	1,421	1,394	1,417
08/03/20	1,423	1,425	1,413	1,414		1,410	1,434	1,419	1,392	1,415
09/03/20	1,422	1,425	1,413	1,414		1,410	1,434	1,419	1,392	1,415
10/03/20	1,416	1,419	1,410	1,402		1,409	1,429	1,413	1,389	1,409
11/03/20	1,411	1,412	1,405	1,399		1,401	1,424	1,407	1,383	1,404
12/03/20	1,407	1,409	1,401	1,396		1,394	1,421	1,404	1,379	1,400
13/03/20	1,404	1,407	1,398	1,393		1,391	1,418	1,401	1,375	1,397
14/03/20	1,399	1,403	1,392	1,381		1,386	1,415	1,395	1,370	1,391
15/03/20	1,397	1,401	1,389	1,379		1,385	1,413	1,393	1,367	1,389
16/03/20	1,396	1,401	1,389	1,379		1,385	1,411	1,392	1,367	1,388
17/03/20	1,393	1,398	1,385	1,375		1,378	1,408	1,388	1,362	1,384
18/03/20	1,389	1,395	1,381	1,373		1,373	1,406	1,385	1,359	1,381
19/03/20	1,387	1,392	1,379	1,371		1,369	1,407	1,383	1,356	1,378
20/03/20	1,385	1,389	1,376	1,370		1,366	1,405	1,380	1,354	1,376
21/03/20	1,382	1,386	1,374	1,368		1,365	1,404	1,378	1,351	1,374
22/03/20	1,380	1,386	1,373	1,366		1,364	1,403	1,377	1,350	1,373
23/03/20	1,377	1,386	1,373	1,366		1,363	1,404	1,376	1,349	1,372
24/03/20	1,372	1,384	1,369	1,363		1,360	1,401	1,373	1,345	1,368
25/03/20	1,367	1,377	1,367	1,361		1,358	1,396	1,368	1,343	1,365
26/03/20	1,363	1,376	1,365	1,359		1,356	1,391	1,366	1,341	1,362
27/03/20	1,359	1,375	1,362	1,356		1,353	1,390	1,363	1,340	1,360
28/03/20	1,355	1,373	1,357	1,353		1,351	1,391	1,360	1,336	1,357
29/03/20	1,352	1,372	1,357	1,353		1,351	1,389	1,359	1,335	1,356
30/03/20	1,351	1,372	1,356	1,353		1,351	1,388	1,359	1,335	1,355
31/03/20	1,347	1,370	1,354	1,350		1,347	1,386	1,356	1,335	1,353
01/04/20	1,343	1,367	1,351	1,347		1,343	1,382	1,352	1,331	1,349
02/04/20	1,339	1,363	1,348	1,341		1,340	1,381	1,348	1,328	1,345
03/04/20	1,335	1,361	1,345	1,338		1,337	1,379	1,345	1,326	1,342
04/04/20	1,331	1,356	1,341	1,335		1,335	1,373	1,341	1,324	1,339

QUOTAZIONI E PREZZI GIORNALIERI – 01.01.2019 – 30.04.2020

Data	AGIP ENI	API IP	ESSO	Q8	EX SHELL	TAMOIL	EX TOTALERG	MEDIA MARCHI	NO-LOGO	MEDIA RETE
05/04/20	1,330	1,355	1,340	1,334		1,334	1,371	1,340	1,322	1,338
06/04/20	1,330	1,354	1,339	1,334		1,333	1,370	1,340	1,321	1,337
07/04/20	1,326	1,351	1,336	1,330		1,330	1,366	1,336	1,317	1,334
08/04/20	1,324	1,346	1,334	1,327		1,328	1,366	1,334	1,314	1,331
09/04/20	1,322	1,343	1,332	1,325		1,327	1,361	1,331	1,313	1,329
10/04/20	1,321	1,341	1,330	1,323		1,324	1,358	1,330	1,311	1,327
11/04/20	1,320	1,338	1,328	1,322		1,322	1,360	1,328	1,311	1,326
12/04/20	1,319	1,337	1,327	1,321		1,321	1,359	1,327	1,311	1,325
13/04/20	1,318	1,337	1,327	1,320		1,321	1,360	1,327	1,310	1,324
14/04/20	1,317	1,335	1,328	1,319		1,317	1,359	1,325	1,309	1,323
15/04/20	1,316	1,333	1,324	1,317		1,316	1,358	1,323	1,308	1,321
16/04/20	1,315	1,331	1,322	1,315		1,314	1,356	1,322	1,306	1,319
17/04/20	1,314	1,329	1,320	1,313		1,313	1,355	1,320	1,302	1,317
18/04/20	1,312	1,327	1,317	1,311		1,310	1,349	1,318	1,298	1,315
19/04/20	1,310	1,328	1,316	1,311		1,310	1,345	1,317	1,298	1,314
20/04/20	1,310	1,328	1,316	1,311		1,311	1,345	1,317	1,297	1,314
21/04/20	1,309	1,327	1,314	1,309		1,309	1,343	1,316	1,295	1,313
22/04/20	1,307	1,323	1,313	1,305		1,306	1,340	1,313	1,292	1,310
23/04/20	1,304	1,321	1,310	1,302		1,302	1,336	1,310	1,288	1,307
24/04/20	1,299	1,316	1,307	1,300		1,300	1,333	1,306	1,284	1,303
25/04/20	1,294	1,314	1,304	1,296		1,294	1,332	1,302	1,280	1,299
26/04/20	1,293	1,312	1,303	1,295		1,294	1,332	1,301	1,279	1,298
27/04/20	1,290	1,312	1,303	1,295		1,294	1,330	1,300	1,278	1,297
28/04/20	1,283	1,308	1,298	1,290		1,287	1,325	1,295	1,273	1,292
29/04/20	1,278	1,306	1,295	1,286		1,285	1,320	1,291	1,271	1,288
30/04/20	1,274	1,304	1,292	1,282		1,280	1,315	1,288	1,267	1,285
MEDIA	1,416	1,422	1,412	1,410		1,410	1,436	1,416	1,392	1,412

Grafico prezzi gasolio self media rete di marchio, rete no-logo e rete intera - Euro/litro



SEZIONE 2.4 – PREZZI ITALIA: RETE DI MARCHIO SERVITO – MEDIA RETE DI MARCHIO, RETE NO-LOGO E RETE GENERALE – GASOLIO – EURO/LITRO

Data	AGIP ENI	API IP	ESSO	Q8	EX SHELL	TAMOIL	EX TOTALERG	MEDIA MARCHI	NO-LOGO	MEDIA RETE
01/01/20	1,672	1,695	1,634	1,668	1,459	1,583	1,653	1,655	1,505	1,627
02/01/20	1,675	1,695	1,634	1,666	1,459	1,583	1,653	1,656	1,506	1,628
03/01/20	1,682	1,701	1,634	1,663	1,439	1,585	1,655	1,660	1,507	1,631
04/01/20	1,686	1,706	1,637	1,666	1,439	1,598	1,656	1,665	1,509	1,635
05/01/20	1,687	1,707	1,639	1,663	1,469	1,599	1,656	1,666	1,510	1,636
06/01/20	1,687	1,707	1,638	1,661	1,469	1,599	1,657	1,666	1,510	1,636
07/01/20	1,688	1,713	1,640	1,664	1,469	1,599	1,660	1,668	1,511	1,639
08/01/20	1,690	1,710	1,638	1,664	1,439	1,604	1,659	1,669	1,512	1,639
09/01/20	1,690	1,710	1,639	1,663	1,439	1,608	1,660	1,669	1,513	1,639
10/01/20	1,690	1,711	1,642	1,665	1,439	1,604	1,660	1,669	1,514	1,638
11/01/20	1,690	1,710	1,643	1,663	1,439	1,600	1,660	1,668	1,515	1,637
12/01/20	1,690	1,708	1,644	1,664	1,439	1,598	1,661	1,668	1,516	1,637
13/01/20	1,690	1,709	1,644	1,663	1,439	1,600	1,661	1,668	1,516	1,638
14/01/20	1,690	1,710	1,643	1,660	1,439	1,598	1,662	1,668	1,516	1,638
15/01/20	1,689	1,711	1,644	1,660	0,000	1,597	1,658	1,667	1,517	1,638
16/01/20	1,689	1,711	1,642	1,660	1,469	1,595	1,658	1,667	1,515	1,637
17/01/20	1,688	1,708	1,643	1,661	1,469	1,596	1,658	1,666	1,513	1,637
18/01/20	1,687	1,704	1,640	1,658	1,469	1,593	1,658	1,664	1,512	1,635
19/01/20	1,686	1,705	1,640	1,657	1,469	1,595	1,659	1,664	1,511	1,635
20/01/20	1,685	1,704	1,640	1,656	1,469	1,594	1,658	1,664	1,512	1,634
21/01/20	1,684	1,704	1,638	1,655	1,469	1,592	1,658	1,663	1,512	1,633
22/01/20	1,683	1,702	1,636	1,654	1,449	1,590	1,659	1,662	1,512	1,632
23/01/20	1,682	1,702	1,635	1,653	1,449	1,589	1,659	1,661	1,510	1,631
24/01/20	1,680	1,703	1,635	1,652	1,449	1,589	1,657	1,660	1,510	1,631
25/01/20	1,677	1,702	1,634	1,650	1,449	1,585	1,656	1,658	1,509	1,629
26/01/20	1,675	1,702	1,633	1,651	1,449	1,584	1,654	1,657	1,508	1,628
27/01/20	1,674	1,703	1,633	1,653	1,449	1,584	1,654	1,657	1,507	1,628
28/01/20	1,670	1,703	1,631	1,654	1,449	1,583	1,654	1,656	1,504	1,627
29/01/20	1,667	1,701	1,628	1,655	1,449	1,580	1,653	1,654	1,500	1,624

QUOTAZIONI E PREZZI GIORNALIERI – 01.01.2019 – 30.04.2020

Data	AGIP ENI	API IP	ESSO	Q8	EX SHELL	TAMOIL	EX TOTALERG	MEDIA MARCHI	NO-LOGO	MEDIA RETE
30/01/20	1,666	1,699	1,625	1,654	1,449	1,578	1,650	1,652	1,497	1,621
31/01/20	1,665	1,697	1,622	1,656	1,449	1,575	1,649	1,650	1,495	1,620
01/02/20	1,663	1,694	1,620	1,654	1,449	1,569	1,646	1,647	1,491	1,616
02/02/20	1,660	1,692	1,621	1,655	1,449	1,567	1,646	1,646	1,490	1,615
03/02/20	1,659	1,691	1,621	1,652	1,449	1,569	1,645	1,646	1,489	1,615
04/02/20	1,656	1,687	1,618	1,651	1,409	1,567	1,642	1,642	1,487	1,611
05/02/20	1,652	1,684	1,616	1,647	1,409	1,566	1,640	1,640	1,485	1,609
06/02/20	1,650	1,683	1,615	1,651	1,409	1,563	1,637	1,639	1,481	1,608
07/02/20	1,648	1,681	1,613	1,648	1,409	1,562	1,634	1,637	1,479	1,606
08/02/20	1,646	1,681	1,609	1,649	1,449	1,559	1,630	1,635	1,477	1,604
09/02/20	1,644	1,678	1,607	1,648	1,449	1,559	1,629	1,633	1,476	1,602
10/02/20	1,644	1,678	1,606	1,649	1,449	1,559	1,629	1,633	1,476	1,602
11/02/20	1,641	1,676	1,603	1,648	1,429	1,555	1,626	1,630	1,474	1,600
12/02/20	1,640	1,673	1,599	1,644	1,429	1,552	1,624	1,627	1,472	1,598
13/02/20	1,639	1,672	1,597	1,641	1,429	1,551	1,625	1,626	1,470	1,596
14/02/20	1,640	1,672	1,597	1,640	1,429	1,553	1,623	1,626	1,469	1,596
15/02/20	1,644	1,670	1,596	1,637	1,429	1,554	1,622	1,626	1,468	1,597
16/02/20	1,645	1,670	1,595	1,635	1,429	1,553	1,621	1,626	1,467	1,596
17/02/20	1,645	1,669	1,595	1,636	1,429	1,554	1,621	1,627	1,467	1,596
18/02/20	1,646	1,668	1,596	1,631	1,429	1,551	1,622	1,626	1,467	1,596
19/02/20	1,646	1,669	1,595	1,632	1,429	1,551	1,618	1,626	1,468	1,595
20/02/20	1,645	1,668	1,596	1,633	1,429	1,551	1,616	1,626	1,468	1,595
21/02/20	1,644	1,668	1,595	1,633	1,429	1,551	1,616	1,625	1,468	1,595
22/02/20	1,642	1,666	1,595	1,636	1,429	1,551	1,615	1,624	1,468	1,594
23/02/20	1,641	1,665	1,596	1,636	1,429	1,551	1,616	1,624	1,468	1,594
24/02/20	1,641	1,665	1,595	1,635	1,429	1,552	1,616	1,623	1,468	1,594
25/02/20	1,640	1,664	1,593	1,634	1,429	1,548	1,612	1,622	1,466	1,592
26/02/20	1,638	1,664	1,591	1,633	1,429	1,547	1,613	1,621	1,465	1,592
27/02/20	1,638	1,663	1,590	1,633	1,429	1,542	1,611	1,620	1,464	1,591
28/02/20	1,638	1,660	1,590	1,632	1,429	1,540	1,611	1,618	1,462	1,589
29/02/20	1,635	1,660	1,586	1,632	1,429	1,535	1,609	1,616	1,458	1,585
01/03/20	1,631	1,661	1,584	1,629	1,429	1,535	1,610	1,614	1,456	1,583
02/03/20	1,629	1,661	1,584	1,627	1,429	1,534	1,608	1,613	1,455	1,582

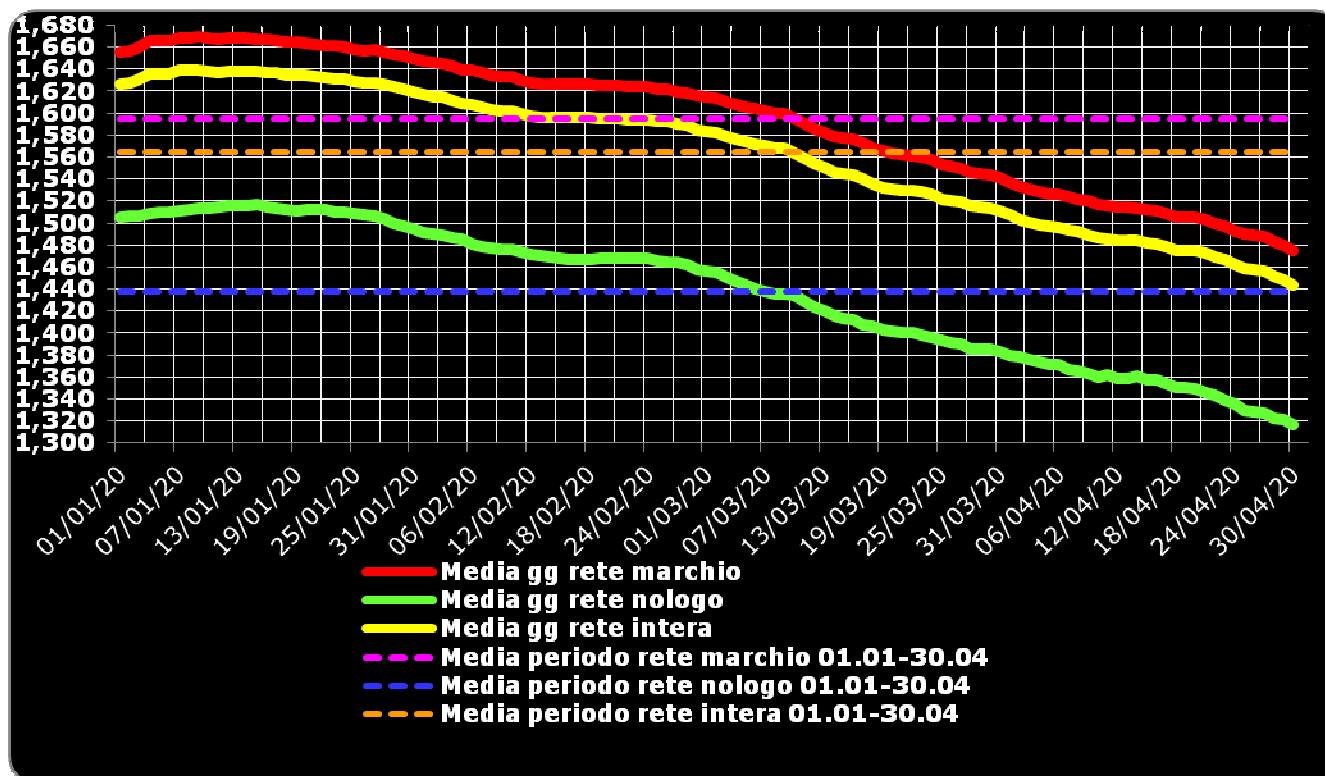
QUOTAZIONI E PREZZI GIORNALIERI – 01.01.2019 – 30.04.2020

Data	AGIP ENI	API IP	ESSO	Q8	EX SHELL	TAMOIL	EX TOTALERG	MEDIA MARCHI	NO-LOGO	MEDIA RETE
03/03/20	1,625	1,657	1,582	1,624	1,429	1,532	1,603	1,610	1,451	1,579
04/03/20	1,623	1,656	1,580	1,620	1,429	1,530	1,601	1,608	1,447	1,577
05/03/20	1,621	1,654	1,576	1,619	1,409	1,526	1,596	1,606	1,444	1,574
06/03/20	1,620	1,654	1,573	1,615	1,409	1,524	1,594	1,604	1,440	1,572
07/03/20	1,618	1,651	1,570	1,612	1,409	1,521	1,593	1,602	1,438	1,570
08/03/20	1,616	1,650	1,570	1,611	1,409	1,521	1,591	1,600	1,436	1,568
09/03/20	1,615	1,650	1,570	1,612	1,409	1,521	1,590	1,600	1,436	1,568
10/03/20	1,609	1,646	1,565	1,608	1,409	1,518	1,587	1,595	1,434	1,564
11/03/20	1,605	1,637	1,561	1,604	1,379	1,512	1,583	1,590	1,429	1,559
12/03/20	1,601	1,634	1,555	1,601	1,379	1,504	1,580	1,585	1,424	1,554
13/03/20	1,597	1,631	1,552	1,597	1,359	1,501	1,576	1,582	1,420	1,550
14/03/20	1,593	1,629	1,547	1,592	1,359	1,498	1,573	1,578	1,416	1,546
15/03/20	1,591	1,627	1,545	1,592	1,359	1,497	1,573	1,577	1,413	1,545
16/03/20	1,590	1,627	1,544	1,590	1,359	1,497	1,574	1,577	1,412	1,544
17/03/20	1,586	1,625	1,541	1,586	1,359	1,494	1,569	1,573	1,408	1,540
18/03/20	1,583	1,618	1,537	1,585	1,359	1,490	1,561	1,568	1,406	1,535
19/03/20	1,580	1,617	1,534	1,583	1,359	1,485	1,563	1,566	1,403	1,533
20/03/20	1,578	1,613	1,532	1,583	1,268	1,483	1,563	1,564	1,402	1,531
21/03/20	1,576	1,613	1,530	1,583	1,268	1,480	1,563	1,562	1,400	1,530
22/03/20	1,574	1,613	1,531	1,579	1,268	1,478	1,560	1,561	1,400	1,529
23/03/20	1,572	1,612	1,530	1,579	1,268	1,476	1,562	1,560	1,398	1,528
24/03/20	1,568	1,610	1,528	1,576	1,299	1,473	1,561	1,557	1,396	1,526
25/03/20	1,563	1,605	1,525	1,575	1,299	1,472	1,556	1,554	1,393	1,522
26/03/20	1,558	1,604	1,523	1,576	1,299	1,473	1,551	1,551	1,391	1,520
27/03/20	1,554	1,603	1,520	1,575	1,299	1,471	1,549	1,549	1,390	1,519
28/03/20	1,549	1,601	1,517	1,575	1,299	1,471	1,548	1,546	1,385	1,515
29/03/20	1,547	1,600	1,516	1,572	1,299	1,470	1,549	1,545	1,385	1,514
30/03/20	1,546	1,601	1,514	1,571	1,299	1,470	1,546	1,544	1,385	1,514
31/03/20	1,542	1,599	1,513	1,568	1,299	1,467	1,547	1,542	1,383	1,512
01/04/20	1,537	1,594	1,511	1,567	1,299	1,459	1,541	1,537	1,380	1,507
02/04/20	1,534	1,587	1,507	1,561	1,299	1,460	1,537	1,533	1,378	1,504
03/04/20	1,530	1,584	1,505	1,559	1,299	1,459	1,535	1,531	1,376	1,501
04/04/20	1,527	1,583	1,502	1,557	1,299	1,455	1,531	1,528	1,374	1,498

QUOTAZIONI E PREZZI GIORNALIERI – 01.01.2019 – 30.04.2020

Data	AGIP ENI	API IP	ESSO	Q8	EX SHELL	TAMOIL	EX TOTALERG	MEDIA MARCHI	NO- LOGO	MEDIA RETE
05/04/20	1,525	1,582	1,501	1,556	1,189	1,453	1,529	1,527	1,372	1,497
06/04/20	1,524	1,581	1,500	1,558	1,189	1,453	1,529	1,526	1,371	1,496
07/04/20	1,521	1,581	1,497	1,551	1,189	1,452	1,521	1,523	1,367	1,493
08/04/20	1,519	1,579	1,495	1,551	1,189	1,451	1,521	1,522	1,366	1,492
09/04/20	1,517	1,581	1,493	1,553	1,189	1,449	1,516	1,521	1,363	1,490
10/04/20	1,516	1,574	1,491	1,544	1,189	1,447	1,513	1,517	1,360	1,486
11/04/20	1,515	1,569	1,491	1,545	1,189	1,443	1,515	1,515	1,362	1,485
12/04/20	1,513	1,568	1,491	1,543	1,189	1,444	1,514	1,514	1,359	1,484
13/04/20	1,513	1,569	1,491	1,541	1,189	1,443	1,516	1,514	1,359	1,484
14/04/20	1,512	1,572	1,493	1,543	1,189	1,434	1,518	1,514	1,361	1,485
15/04/20	1,511	1,568	1,488	1,538	1,189	1,441	1,517	1,512	1,357	1,482
16/04/20	1,510	1,566	1,485	1,534	1,189	1,439	1,515	1,511	1,357	1,481
17/04/20	1,509	1,566	1,483	1,532	1,189	1,434	1,513	1,509	1,354	1,478
18/04/20	1,506	1,564	1,477	1,532	1,189	1,431	1,505	1,505	1,350	1,475
19/04/20	1,505	1,564	1,477	1,532	1,189	1,431	1,504	1,505	1,350	1,475
20/04/20	1,505	1,565	1,477	1,532	1,189	1,431	1,504	1,505	1,349	1,475
21/04/20	1,503	1,562	1,474	1,528	1,189	1,431	1,502	1,503	1,346	1,473
22/04/20	1,501	1,558	1,471	1,521	1,189	1,427	1,498	1,500	1,344	1,469
23/04/20	1,497	1,558	1,469	1,520	1,189	1,425	1,493	1,497	1,339	1,467
24/04/20	1,493	1,551	1,465	1,518	1,189	1,422	1,489	1,493	1,335	1,462
25/04/20	1,489	1,548	1,464	1,515	1,189	1,419	1,488	1,490	1,330	1,459
26/04/20	1,487	1,546	1,463	1,516	1,189	1,419	1,486	1,489	1,328	1,457
27/04/20	1,485	1,546	1,463	1,514	1,189	1,418	1,483	1,488	1,327	1,457
28/04/20	1,479	1,543	1,459	1,509	1,189	1,409	1,480	1,483	1,323	1,452
29/04/20	1,474	1,540	1,457	1,504	1,189	1,410	1,476	1,479	1,322	1,448
30/04/20	1,470	1,534	1,453	1,500	1,189	1,406	1,471	1,475	1,317	1,444
MEDIA	1,606	1,643	1,567	1,608	1,348	1,520	1,591	1,595	1,438	1,564

Grafico prezzi gasolio servito media rete di marchio, rete no-logo e rete intera - Euro/litro



SEZIONE 3 – PREZZI ITALIA: EXTRARETE – BENZINA E GASOLIO – €/LITRO

Data	BENZINA				GASOLIO			
	NORD	CENTRO	SUD	MEDIA ITALIA	NORD	CENTRO	SUD	MEDIA ITALIA
01/01/20	1,449	1,452	1,459	1,453	1,380	1,387	1,397	1,388
02/01/20	1,445	1,454	1,455	1,451	1,380	1,391	1,398	1,390
03/01/20	1,439	1,449	1,449	1,446	1,372	1,382	1,390	1,381
04/01/20	1,439	1,449	1,449	1,446	1,372	1,382	1,390	1,381
05/01/20	1,439	1,449	1,449	1,446	1,372	1,382	1,390	1,381
06/01/20	1,439	1,449	1,449	1,446	1,372	1,382	1,390	1,381
07/01/20	1,461	1,460	1,463	1,461	1,390	1,394	1,403	1,395
08/01/20	1,457	1,459	1,463	1,460	1,382	1,386	1,395	1,388
09/01/20	1,455	1,451	1,458	1,455	1,383	1,386	1,390	1,386
10/01/20	1,443	1,440	1,446	1,443	1,376	1,377	1,381	1,378
11/01/20	1,443	1,440	1,446	1,443	1,376	1,377	1,381	1,378
12/01/20	1,443	1,440	1,446	1,443	1,376	1,377	1,381	1,378
13/01/20	1,443	1,440	1,446	1,443	1,376	1,377	1,381	1,378
14/01/20	1,444	1,444	1,448	1,445	1,365	1,367	1,369	1,367
15/01/20	1,435	1,438	1,441	1,438	1,348	1,350	1,352	1,350
16/01/20	1,450	1,449	1,455	1,451	1,348	1,353	1,357	1,353
17/01/20	1,443	1,443	1,448	1,444	1,343	1,347	1,351	1,347
18/01/20	1,443	1,443	1,448	1,444	1,343	1,347	1,351	1,347
19/01/20	1,443	1,443	1,448	1,444	1,343	1,347	1,351	1,347
20/01/20	1,443	1,443	1,448	1,444	1,343	1,347	1,351	1,347
21/01/20	1,442	1,443	1,451	1,445	1,340	1,345	1,358	1,348
22/01/20	1,441	1,446	1,453	1,447	1,349	1,354	1,367	1,357
23/01/20	1,443	1,447	1,454	1,448	1,341	1,345	1,355	1,347
24/01/20	1,432	1,400	1,442	1,425	1,327	1,331	1,341	1,333
25/01/20	1,432	1,400	1,442	1,425	1,327	1,331	1,341	1,333
26/01/20	1,432	1,400	1,442	1,425	1,327	1,331	1,341	1,333
27/01/20	1,432	1,400	1,442	1,425	1,327	1,331	1,341	1,333
28/01/20	1,415	1,418	1,424	1,419	1,314	1,317	1,321	1,317
29/01/20	1,397	1,402	1,409	1,403	1,293	1,296	1,301	1,297

QUOTAZIONI E PREZZI GIORNALIERI – 01.01.2019 – 30.04.2020

Data	BENZINA				GASOLIO			
	NORD	CENTRO	SUD	MEDIA ITALIA	NORD	CENTRO	SUD	MEDIA ITALIA
30/01/20	1,415	1,419	1,424	1,419	1,304	1,312	1,315	1,310
31/01/20	1,419	1,424	1,427	1,423	1,303	1,311	1,314	1,309
01/02/20	1,419	1,424	1,427	1,423	1,303	1,311	1,314	1,309
02/02/20	1,419	1,424	1,427	1,423	1,303	1,311	1,314	1,309
03/02/20	1,419	1,424	1,427	1,423	1,303	1,311	1,314	1,309
04/02/20	1,406	1,409	1,421	1,412	1,280	1,284	1,294	1,286
05/02/20	1,391	1,398	1,411	1,400	1,263	1,266	1,277	1,269
06/02/20	1,398	1,402	1,406	1,402	1,274	1,281	1,284	1,280
07/02/20	1,407	1,413	1,416	1,412	1,289	1,296	1,299	1,295
08/02/20	1,407	1,413	1,416	1,412	1,289	1,296	1,299	1,295
09/02/20	1,407	1,413	1,416	1,412	1,289	1,296	1,299	1,295
10/02/20	1,407	1,413	1,416	1,412	1,289	1,296	1,299	1,295
11/02/20	1,405	1,406	1,415	1,409	1,290	1,294	1,300	1,295
12/02/20	1,396	1,399	1,409	1,401	1,279	1,282	1,289	1,283
13/02/20	1,399	1,405	1,412	1,405	1,283	1,291	1,299	1,291
14/02/20	1,411	1,419	1,423	1,418	1,295	1,304	1,312	1,304
15/02/20	1,411	1,419	1,423	1,418	1,295	1,304	1,312	1,304
16/02/20	1,411	1,419	1,423	1,418	1,295	1,304	1,312	1,304
17/02/20	1,411	1,419	1,423	1,418	1,295	1,304	1,312	1,304
18/02/20	1,415	1,421	1,427	1,421	1,302	1,308	1,313	1,308
19/02/20	1,413	1,423	1,430	1,422	1,299	1,305	1,310	1,305
20/02/20	1,416	1,422	1,429	1,423	1,297	1,303	1,310	1,303
21/02/20	1,431	1,438	1,444	1,438	1,309	1,316	1,322	1,316
22/02/20	1,431	1,438	1,444	1,438	1,309	1,316	1,322	1,316
23/02/20	1,431	1,438	1,444	1,438	1,309	1,316	1,322	1,316
24/02/20	1,431	1,438	1,444	1,438	1,309	1,316	1,322	1,316
25/02/20	1,418	1,421	1,426	1,422	1,296	1,302	1,310	1,303
26/02/20	1,396	1,402	1,408	1,402	1,273	1,279	1,286	1,280
27/02/20	1,399	1,401	1,402	1,401	1,275	1,283	1,283	1,280
28/02/20	1,379	1,382	1,383	1,381	1,257	1,261	1,264	1,261
29/02/20	1,379	1,382	1,383	1,381	1,257	1,261	1,264	1,261
01/03/20	1,379	1,382	1,383	1,381	1,257	1,261	1,264	1,261

QUOTAZIONI E PREZZI GIORNALIERI – 01.01.2019 – 30.04.2020

Data	BENZINA				GASOLIO			
	NORD	CENTRO	SUD	MEDIA ITALIA	NORD	CENTRO	SUD	MEDIA ITALIA
02/03/20	1,379	1,382	1,383	1,381	1,257	1,261	1,264	1,261
03/03/20	1,333	1,338	1,343	1,338	1,227	1,233	1,236	1,232
04/03/20	1,333	1,341	1,346	1,340	1,236	1,241	1,244	1,240
05/03/20	1,344	1,349	1,351	1,348	1,241	1,246	1,249	1,245
06/03/20	1,343	1,350	1,351	1,348	1,242	1,244	1,251	1,246
07/03/20	1,343	1,350	1,351	1,348	1,242	1,244	1,251	1,246
08/03/20	1,343	1,350	1,351	1,348	1,242	1,244	1,251	1,246
09/03/20	1,343	1,350	1,351	1,348	1,242	1,244	1,251	1,246
10/03/20	1,298	1,301	1,306	1,302	1,186	1,193	1,195	1,192
11/03/20	1,238	1,244	1,250	1,244	1,132	1,138	1,141	1,137
12/03/20	1,245	1,249	1,253	1,249	1,143	1,153	1,153	1,150
13/03/20	1,239	1,246	1,249	1,245	1,149	1,160	1,159	1,156
14/03/20	1,239	1,246	1,249	1,245	1,149	1,160	1,159	1,156
15/03/20	1,239	1,246	1,249	1,245	1,149	1,160	1,159	1,156
16/03/20	1,239	1,246	1,249	1,245	1,149	1,160	1,159	1,156
17/03/20	1,183	1,192	1,193	1,190	1,126	1,135	1,140	1,134
18/03/20	1,139	1,152	1,154	1,148	1,094	1,102	1,108	1,101
19/03/20	1,144	1,151	1,155	1,150	1,091	1,099	1,108	1,099
20/03/20	1,121	1,131	1,135	1,129	1,064	1,072	1,081	1,073
21/03/20	1,121	1,131	1,135	1,129	1,064	1,072	1,081	1,073
22/03/20	1,121	1,131	1,135	1,129	1,064	1,072	1,081	1,073
23/03/20	1,121	1,131	1,135	1,129	1,064	1,072	1,081	1,073
24/03/20	1,138	1,146	1,147	1,143	1,090	1,099	1,103	1,097
25/03/20	1,094	1,107	1,108	1,103	1,077	1,085	1,089	1,084
26/03/20	1,113	1,124	1,124	1,120	1,091	1,105	1,110	1,102
27/03/20	1,118	1,130	1,131	1,126	1,096	1,109	1,115	1,107
28/03/20	1,118	1,130	1,131	1,126	1,096	1,109	1,115	1,107
29/03/20	1,118	1,130	1,131	1,126	1,096	1,109	1,115	1,107
30/03/20	1,118	1,130	1,131	1,126	1,096	1,109	1,115	1,107
31/03/20	1,116	1,127	1,127	1,123	1,089	1,102	1,102	1,097
01/04/20	1,098	1,111	1,114	1,108	1,072	1,086	1,089	1,083
02/04/20	1,111	1,120	1,121	1,118	1,081	1,092	1,099	1,090

QUOTAZIONI E PREZZI GIORNALIERI – 01.01.2019 – 30.04.2020

Data	BENZINA				GASOLIO			
	NORD	CENTRO	SUD	MEDIA ITALIA	NORD	CENTRO	SUD	MEDIA ITALIA
03/04/20	1,091	1,101	1,102	1,098	1,061	1,072	1,079	1,071
04/04/20	1,091	1,101	1,102	1,098	1,061	1,072	1,079	1,071
05/04/20	1,091	1,101	1,102	1,098	1,061	1,072	1,079	1,071
06/04/20	1,091	1,101	1,102	1,098	1,061	1,072	1,079	1,071
07/04/20	1,139	1,148	1,149	1,145	1,097	1,105	1,111	1,104
08/04/20	1,131	1,140	1,140	1,137	1,094	1,103	1,108	1,102
09/04/20	1,125	1,138	1,141	1,134	1,089	1,100	1,108	1,099
10/04/20	1,110	1,125	1,129	1,121	1,077	1,087	1,095	1,086
11/04/20	1,110	1,125	1,129	1,121	1,077	1,087	1,095	1,086
12/04/20	1,110	1,125	1,129	1,121	1,077	1,087	1,095	1,086
13/04/20	1,110	1,125	1,129	1,121	1,077	1,087	1,095	1,086
14/04/20	1,112	1,124	1,127	1,121	1,071	1,082	1,086	1,079
15/04/20	1,111	1,122	1,127	1,120	1,068	1,080	1,083	1,077
16/04/20	1,118	1,125	1,133	1,125	1,049	1,059	1,061	1,056
17/04/20	1,118	1,127	1,135	1,127	1,035	1,046	1,048	1,043
18/04/20	1,118	1,127	1,135	1,127	1,035	1,046	1,048	1,043
19/04/20	1,118	1,127	1,135	1,127	1,035	1,046	1,048	1,043
20/04/20	1,118	1,127	1,135	1,127	1,035	1,046	1,048	1,043
21/04/20	1,122	1,130	1,138	1,130	1,057	1,062	1,072	1,063
22/04/20	1,112	1,120	1,129	1,120	1,037	1,042	1,052	1,044
23/04/20	1,076	1,085	1,086	1,082	0,996	1,003	1,012	1,004
24/04/20	1,098	1,110	1,111	1,106	0,991	0,999	1,008	0,999
25/04/20	1,098	1,110	1,111	1,106	0,991	0,999	1,008	0,999
26/04/20	1,098	1,110	1,111	1,106	0,991	0,999	1,008	0,999
27/04/20	1,098	1,110	1,111	1,106	0,991	0,999	1,008	0,999
28/04/20	1,101	1,113	1,114	1,109	0,989	1,000	1,001	0,997
29/04/20	1,099	1,111	1,111	1,107	0,983	0,994	0,994	0,990
30/04/20	1,093	1,104	1,109	1,102	0,986	0,997	1,002	0,995
MEDIA	1,293	1,300	1,304	1,299	1,208	1,215	1,221	1,215

Grafico prezzi benzina extrarete per aree - Euro/litro

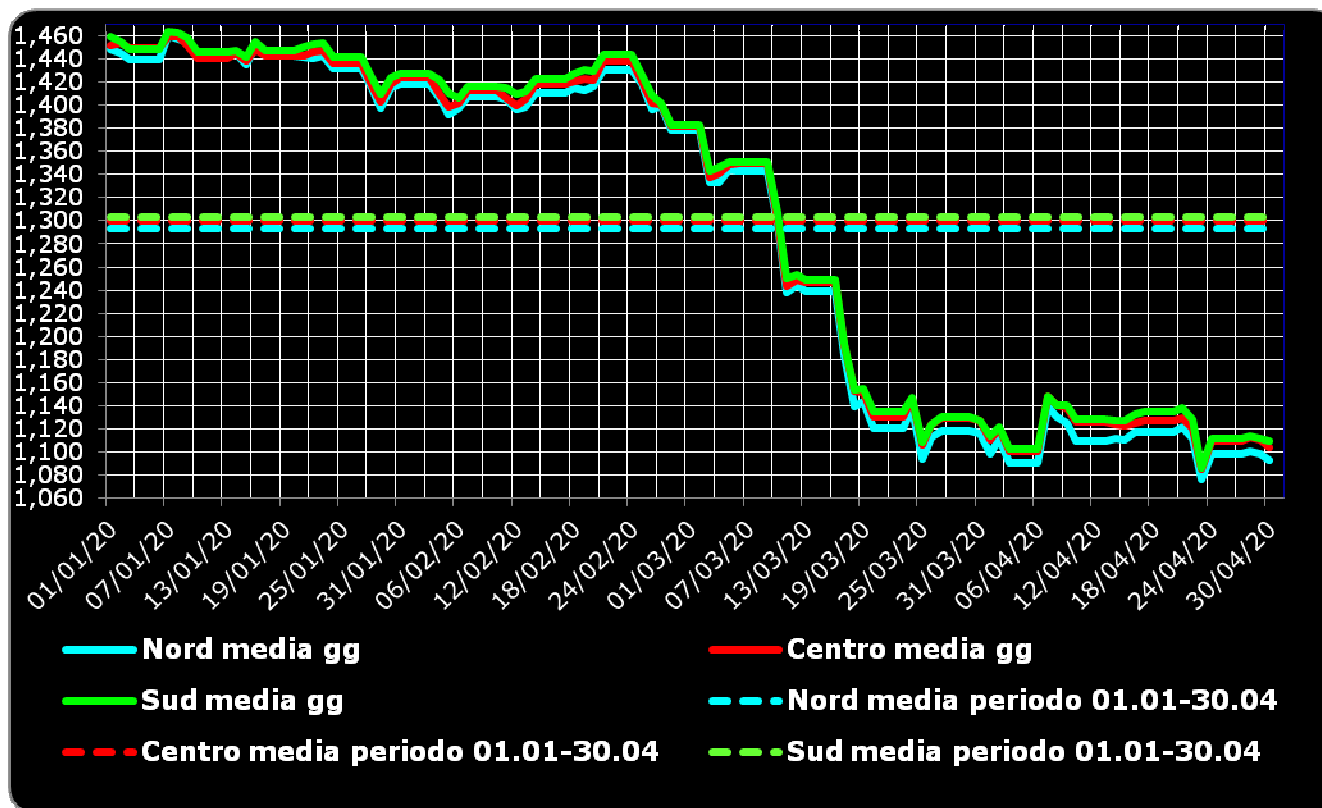
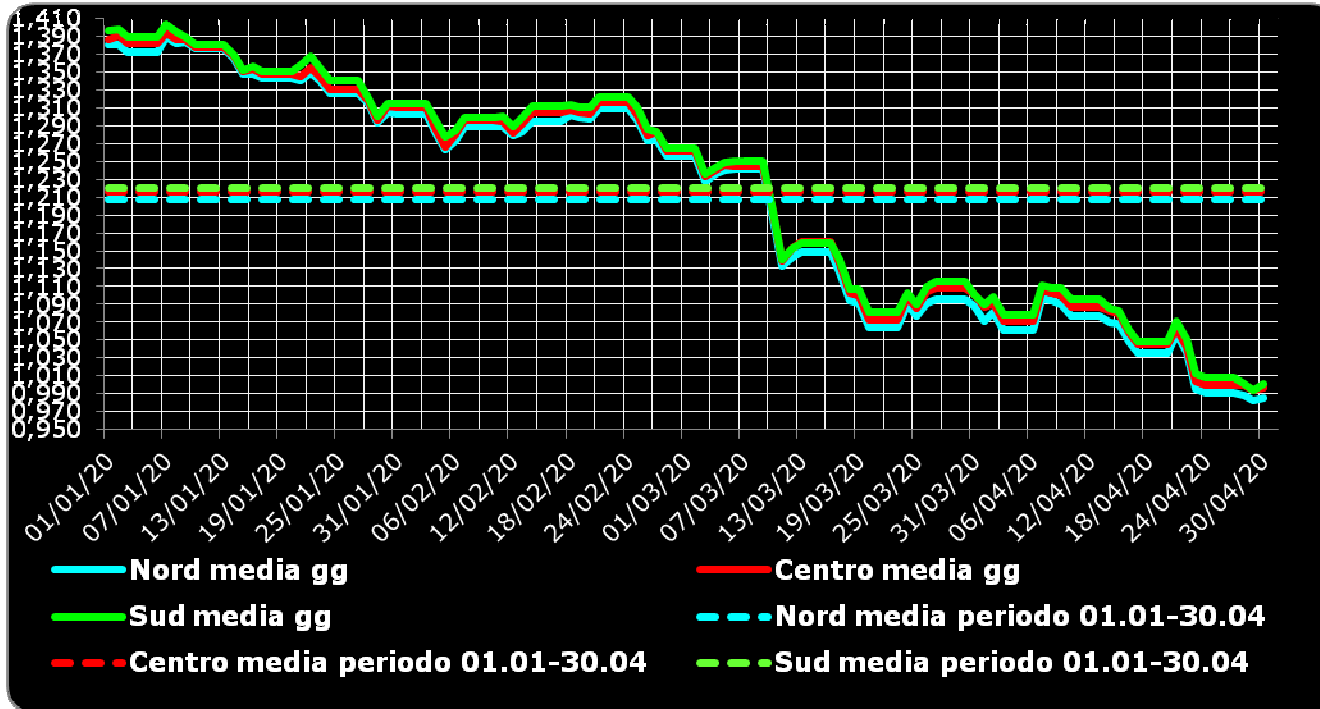


Grafico prezzi gasolio extrarete per aree - Euro/litro



FONTI:

U.S. Energy Information Administration
European Central Bank
Staffetta Quotidiana
Quotidiano Energia
Ministero dello sviluppo economico, DGRME

ELABORAZIONI:

FIGISC/ANISA Confcommercio

