

# FIGISC ANISA NEWSLETTER PREZZI

**N. 120/NP – 6 AGOSTO 2020  
FONDAMENTALI INTERNAZIONALI E  
PREZZI ITALIA – GIORNALIERI LUGLIO 2020  
01.01.2020-31.07.2020 – BENZINA E GASOLIO  
SEZIONI 1 – 2 – 3**

*a cura della Segreteria Nazionale*

**FIGISC/ANISA CONFCOMMERCIO**

**00153 ROMA**

**Presidente Nazionale FIGISC:**

**Presidente Nazionale ANISA:**

**Segreteria Nazionale:**

**Segreteria Nazionale FIGISC/ANISA: Telefono: 06 5866351 - Fax 06 58331724**

**e-mail: [figisc@confcommercio.it](mailto:figisc@confcommercio.it) [anisa@confcommercio.it](mailto:anisa@confcommercio.it)**

**sito internet: [www.figisc.it](http://www.figisc.it)**

**Piazza G.G. Belli 2**

**BRUNO BEARZI**

**MASSIMO TERZI**

**PAOLO UNITI**



**SEZIONE 1 - FONDAMENTALI DI MERCATO INTERNAZIONALI  
GREGGIO BRENT IN DOLLARI ED EURO BARILE – CAMBIO EURO/DOLLARO –  
PRODOTTI FINITI CIF MEDITERRANEO DOLLARI TONNELLATA ED EURO  
LITRO**

Data	Brent spot dollari barile	Cambio euro/dollaro	Brent spot euro barile	Benzina Cif Med dollari tonnellata	Benzina CIF Med euro litro	Gasolio CIF Med dollari tonnellata	Gasolio CIF Med euro litro
01/01/2020	67,77	1,1234	60,33	610,00	0,40996	622,50	0,46823
02/01/2020	67,05	1,1193	59,90	617,75	0,41669	622,25	0,46976
03/01/2020	69,08	1,1147	61,97	627,25	0,42484	631,00	0,47833
04/01/2020	69,08	1,1147	61,97	627,25	0,42484	631,00	0,47833
05/01/2020	69,08	1,1147	61,97	627,25	0,42484	631,00	0,47833
06/01/2020	70,25	1,1194	62,76	629,75	0,42475	625,25	0,47198
07/01/2020	68,74	1,1172	61,53	619,75	0,41882	625,25	0,47291
08/01/2020	67,31	1,1115	60,56	602,50	0,40926	613,00	0,46602
09/01/2020	66,58	1,1110	59,93	593,50	0,40332	601,25	0,45730
10/01/2020	66,77	1,1091	60,20	603,00	0,41048	599,75	0,45694
11/01/2020	66,77	1,1091	60,20	603,00	0,41048	599,75	0,45694
12/01/2020	66,77	1,1091	60,20	603,00	0,41048	599,75	0,45694
13/01/2020	64,14	1,1126	57,65	597,75	0,40563	583,75	0,44335
14/01/2020	64,45	1,1115	57,98	610,00	0,41435	585,25	0,44493
15/01/2020	63,29	1,1142	56,80	603,00	0,40860	581,00	0,44063
16/01/2020	64,63	1,1169	57,87	605,50	0,40930	581,25	0,43975
17/01/2020	64,05	1,1108	57,66	601,25	0,40866	574,25	0,43684
18/01/2020	64,05	1,1108	57,66	601,25	0,40866	574,25	0,43684
19/01/2020	64,05	1,1108	57,66	601,25	0,40866	574,25	0,43684
20/01/2020	64,63	1,1085	58,30	602,75	0,41053	582,75	0,44423
21/01/2020	63,66	1,1115	57,27	604,50	0,41061	575,00	0,43713
22/01/2020	62,11	1,1088	56,02	589,00	0,40106	558,50	0,42562
23/01/2020	61,26	1,1091	55,23	580,25	0,39499	551,75	0,42037
24/01/2020	59,34	1,1035	53,77	564,50	0,38622	541,75	0,41484

**QUOTAZIONI E PREZZI GIORNALIERI – 01.01.2019 – 31.07.2020**

<b>Data</b>	<b>Brent spot dollari barile</b>	<b>Cambio euro/dollaro</b>	<b>Brent spot euro barile</b>	<b>Benzina Cif Med dollari tonnellata</b>	<b>Benzina CIF Med euro litro</b>	<b>Gasolio CIF Med dollari tonnellata</b>	<b>Gasolio CIF Med euro litro</b>
25/01/2020	59,34	1,1035	53,77	564,50	0,38622	541,75	0,41484
26/01/2020	59,34	1,1035	53,77	564,50	0,38622	541,75	0,41484
27/01/2020	58,54	1,1025	53,10	546,50	0,37425	519,25	0,39797
28/01/2020	59,37	1,1005	53,95	563,50	0,38659	531,75	0,40830
29/01/2020	59,46	1,1001	54,05	567,50	0,38948	530,75	0,40768
30/01/2020	57,72	1,1029	52,33	556,50	0,38096	517,00	0,39611
31/01/2020	57,77	1,1052	52,27	557,50	0,38085	509,00	0,38916
01/02/2020	57,77	1,1052	52,27	557,50	0,38085	509,00	0,38916
02/02/2020	57,77	1,1052	52,27	557,50	0,38085	509,00	0,38916
03/02/2020	54,00	1,1066	48,80	543,25	0,37064	491,00	0,37493
04/02/2020	53,90	1,1048	48,79	543,75	0,37159	499,75	0,38223
05/02/2020	55,36	1,1023	50,22	554,25	0,37962	515,25	0,39498
06/02/2020	55,18	1,1003	50,15	544,50	0,37362	516,00	0,39627
07/02/2020	54,53	1,0969	49,71	550,00	0,37857	515,25	0,39692
08/02/2020	54,53	1,0969	49,71	550,00	0,37857	515,25	0,39692
09/02/2020	54,53	1,0969	49,71	550,00	0,37857	515,25	0,39692
10/02/2020	53,39	1,0951	48,75	541,50	0,37333	502,50	0,38774
11/02/2020	54,00	1,0901	49,54	538,75	0,37314	504,75	0,39126
12/02/2020	55,54	1,0914	50,89	554,25	0,38341	518,50	0,40144
13/02/2020	56,34	1,0867	51,85	561,25	0,38994	522,75	0,40648
14/02/2020	57,37	1,0842	52,91	558,00	0,38857	523,75	0,40820
15/02/2020	57,37	1,0842	52,91	558,00	0,38857	523,75	0,40820
16/02/2020	57,37	1,0842	52,91	558,00	0,38857	523,75	0,40820
17/02/2020	57,83	1,0835	53,37	560,75	0,39074	520,25	0,40573
18/02/2020	57,35	1,0816	53,02	555,75	0,38794	514,50	0,40195
19/02/2020	59,72	1,0800	55,30	572,50	0,40022	527,00	0,41233
20/02/2020	59,72	1,0790	55,35	576,00	0,40304	528,25	0,41369
21/02/2020	58,60	1,0801	54,25	560,50	0,39179	516,75	0,40427
22/02/2020	58,60	1,0801	54,25	560,50	0,39179	516,75	0,40427
23/02/2020	58,60	1,0801	54,25	560,50	0,39179	516,75	0,40427
24/02/2020	56,04	1,0818	51,80	540,25	0,37705	493,00	0,38509

**QUOTAZIONI E PREZZI GIORNALIERI – 01.01.2019 – 31.07.2020**

<b>Data</b>	<b>Brent spot dollari barile</b>	<b>Cambio euro/dollaro</b>	<b>Brent spot euro barile</b>	<b>Benzina Cif Med dollari tonnellata</b>	<b>Benzina CIF Med euro litro</b>	<b>Gasolio CIF Med dollari tonnellata</b>	<b>Gasolio CIF Med euro litro</b>
25/02/2020	56,71	1,0840	52,32	535,00	0,37262	492,50	0,38391
26/02/2020	53,43	1,0875	49,13	514,00	0,35685	474,50	0,36869
27/02/2020	52,18	1,0964	47,59	479,25	0,33002	451,75	0,34817
28/02/2020	50,52	1,0977	46,02	466,50	0,32086	447,25	0,34429
29/02/2020	50,52	1,0977	46,02	466,50	0,32086	447,25	0,34429
01/03/2020	51,31	1,0977	46,74	466,50	0,32086	447,25	0,34429
02/03/2020	52,52	1,1122	47,22	476,75	0,32363	461,25	0,35044
03/03/2020	52,24	1,1117	46,99	485,25	0,32955	468,00	0,35573
04/03/2020	51,86	1,1125	46,62	485,00	0,32915	469,75	0,35680
05/03/2020	51,29	1,1187	45,85	490,75	0,33120	463,75	0,35029
06/03/2020	45,60	1,1336	40,23	440,25	0,29322	420,25	0,31326
07/03/2020	45,60	1,1336	40,23	440,25	0,29322	420,25	0,31326
08/03/2020	45,60	1,1336	40,23	440,25	0,29322	420,25	0,31326
09/03/2020	35,33	1,1456	30,84	375,00	0,24714	364,25	0,26867
10/03/2020	36,66	1,1390	32,19	373,00	0,24725	372,75	0,27654
11/03/2020	34,45	1,1336	30,39	365,25	0,24326	378,00	0,28177
12/03/2020	31,05	1,1240	27,62	279,50	0,18774	343,25	0,25805
13/03/2020	33,00	1,1104	29,72	290,00	0,19718	343,00	0,26102
14/03/2020	33,00	1,1104	29,72	290,00	0,19718	343,00	0,26102
15/03/2020	33,00	1,1104	29,72	290,00	0,19718	343,00	0,26102
16/03/2020	28,04	1,1157	25,13	243,50	0,16478	310,00	0,23479
17/03/2020	28,04	1,0982	25,53	240,25	0,16517	304,25	0,23410
18/03/2020	26,93	1,0934	24,63	213,50	0,14742	274,75	0,21233
19/03/2020	23,30	1,0801	21,57	218,25	0,15256	288,25	0,22551
20/03/2020	25,40	1,0707	23,72	224,00	0,15795	295,50	0,23321
21/03/2020	25,40	1,0707	23,72	224,00	0,15795	295,50	0,23321
22/03/2020	25,40	1,0707	23,72	224,00	0,15795	295,50	0,23321
23/03/2020	25,06	1,0783	23,24	179,50	0,12568	283,75	0,22236
24/03/2020	24,50	1,0843	22,60	193,25	0,13456	301,75	0,23516
25/03/2020	25,62	1,0827	23,66	199,50	0,13912	306,00	0,23882
26/03/2020	23,55	1,0981	21,45	216,00	0,14851	304,25	0,23412

**QUOTAZIONI E PREZZI GIORNALIERI – 01.01.2019 – 31.07.2020**

<b>Data</b>	<b>Brent spot dollari barile</b>	<b>Cambio euro/dollaro</b>	<b>Brent spot euro barile</b>	<b>Benzina Cif Med dollari tonnellata</b>	<b>Benzina CIF Med euro litro</b>	<b>Gasolio CIF Med dollari tonnellata</b>	<b>Gasolio CIF Med euro litro</b>
27/03/2020	22,39	1,0977	20,40	202,50	0,13928	300,50	0,23132
28/03/2020	22,39	1,0977	20,40	202,50	0,13928	300,50	0,23132
29/03/2020	22,39	1,0977	20,40	202,50	0,13928	300,50	0,23132
30/03/2020	19,07	1,1034	17,28	183,00	0,12522	284,50	0,21787
31/03/2020	19,19	1,0956	17,52	195,25	0,13455	289,75	0,22347
01/04/2020	14,97	1,0936	13,69	170,75	0,11788	268,25	0,20727
02/04/2020	20,24	1,0906	18,56	202,50	0,14019	269,50	0,20881
03/04/2020	24,33	1,0785	22,56	225,50	0,15786	297,00	0,23270
04/04/2020	24,33	1,0785	22,56	225,50	0,15786	297,00	0,23270
05/04/2020	24,33	1,0785	22,56	225,50	0,15786	297,00	0,23270
06/04/2020	22,58	1,0791	20,92	215,75	0,15095	294,50	0,23061
07/04/2020	22,10	1,0885	20,30	212,00	0,14705	297,00	0,23056
08/04/2020	25,22	1,0871	23,20	195,50	0,13578	282,75	0,21978
09/04/2020	20,23	1,0867	18,62	194,50	0,13513	273,75	0,21286
10/04/2020	20,23	1,0867	18,62	194,50	0,13513	273,75	0,21286
11/04/2020	20,23	1,0867	18,62	194,50	0,13513	273,75	0,21286
12/04/2020	20,23	1,0867	18,62	194,50	0,13513	273,75	0,21286
13/04/2020	20,23	1,0867	18,62	194,50	0,13513	273,75	0,21286
14/04/2020	21,74	1,0963	19,83	203,25	0,13997	254,25	0,19597
15/04/2020	19,80	1,0903	18,16	203,75	0,14109	238,75	0,18504
16/04/2020	18,69	1,0888	17,17	215,50	0,14943	251,50	0,19519
17/04/2020	19,75	1,0860	18,19	207,50	0,14426	258,25	0,20094
18/04/2020	19,75	1,0860	18,19	207,50	0,14426	258,25	0,20094
19/04/2020	19,75	1,0860	18,19	207,50	0,14426	258,25	0,20094
20/04/2020	17,36	1,0860	15,99	196,00	0,13626	237,25	0,18460
21/04/2020	9,12	1,0837	8,42	147,00	0,10241	192,50	0,15010
22/04/2020	13,77	1,0867	12,67	175,25	0,12176	188,50	0,14657
23/04/2020	15,06	1,0772	13,98	191,50	0,13422	206,75	0,16218
24/04/2020	15,87	1,0800	14,69	177,50	0,12409	187,00	0,14631
25/04/2020	15,87	1,0800	14,69	177,50	0,12409	187,00	0,14631
26/04/2020	15,87	1,0800	14,69	177,50	0,12409	187,00	0,14631

**QUOTAZIONI E PREZZI GIORNALIERI – 01.01.2019 – 31.07.2020**

<b>Data</b>	<b>Brent spot dollari barile</b>	<b>Cambio euro/dollaro</b>	<b>Brent spot euro barile</b>	<b>Benzina Cif Med dollari tonnellata</b>	<b>Benzina CIF Med euro litro</b>	<b>Gasolio CIF Med dollari tonnellata</b>	<b>Gasolio CIF Med euro litro</b>
27/04/2020	15,17	1,0852	13,98	175,75	0,12227	181,00	0,14094
28/04/2020	15,60	1,0877	14,34	169,75	0,11783	184,00	0,14294
29/04/2020	17,86	1,0842	16,47	201,50	0,14032	202,50	0,15782
30/04/2020	18,11	1,0876	16,65	210,50	0,14613	230,50	0,17908
01/05/2020	18,49	1,0876	17,00	211,75	0,14699	214,25	0,16646
02/05/2020	18,49	1,0876	17,00	211,75	0,14699	214,25	0,16646
03/05/2020	18,49	1,0876	17,00	211,75	0,14699	214,25	0,16646
04/05/2020	20,40	1,0942	18,64	217,50	0,15008	216,75	0,16739
05/05/2020	25,46	1,0843	23,48	247,25	0,17216	249,00	0,19405
06/05/2020	24,20	1,0807	22,39	238,25	0,16645	236,75	0,18511
07/05/2020	24,23	1,0783	22,47	263,50	0,18450	251,50	0,19709
08/05/2020	24,23	1,0843	22,35	263,50	0,18348	251,50	0,19600
09/05/2020	24,23	1,0843	22,35	263,50	0,18348	251,50	0,19600
10/05/2020	24,23	1,0843	22,35	263,50	0,18348	251,50	0,19600
11/05/2020	25,53	1,0824	23,59	258,25	0,18014	252,50	0,19712
12/05/2020	26,67	1,0858	24,56	242,25	0,16845	245,50	0,19105
13/05/2020	27,89	1,0875	25,65	232,75	0,16159	242,75	0,18862
14/05/2020	29,87	1,0792	27,68	247,50	0,17315	259,00	0,20279
15/05/2020	30,95	1,0798	28,66	269,75	0,18861	272,75	0,21344
16/05/2020	30,95	1,0798	28,66	269,75	0,18861	272,75	0,21344
17/05/2020	30,95	1,0798	28,66	269,75	0,18861	272,75	0,21344
18/05/2020	33,30	1,0832	30,74	305,50	0,21294	306,00	0,23871
19/05/2020	33,06	1,0950	30,19	302,75	0,20875	291,50	0,22495
20/05/2020	34,76	1,0958	31,72	314,25	0,21652	300,75	0,23192
21/05/2020	34,78	1,1000	31,62	314,00	0,21552	298,75	0,22949
22/05/2020	33,80	1,0904	31,00	307,00	0,21257	288,25	0,22338
23/05/2020	33,80	1,0904	31,00	307,00	0,21257	288,25	0,22338
24/05/2020	33,80	1,0904	31,00	307,00	0,21257	288,25	0,22338
25/05/2020	33,80	1,0910	30,98	307,00	0,21245	288,25	0,22326
26/05/2020	33,95	1,0975	30,93	317,00	0,21807	301,00	0,23175
27/05/2020	32,73	1,0991	29,78	299,00	0,20539	291,50	0,22411

**QUOTAZIONI E PREZZI GIORNALIERI – 01.01.2019 – 31.07.2020**

<b>Data</b>	<b>Brent spot dollari barile</b>	<b>Cambio euro/dollaro</b>	<b>Brent spot euro barile</b>	<b>Benzina Cif Med dollari tonnellata</b>	<b>Benzina CIF Med euro litro</b>	<b>Gasolio CIF Med dollari tonnellata</b>	<b>Gasolio CIF Med euro litro</b>
28/05/2020	33,98	1,1016	30,85	298,25	0,20441	286,25	0,21957
29/05/2020	34,15	1,1136	30,67	302,75	0,20526	291,00	0,22081
30/05/2020	34,15	1,1136	30,67	302,75	0,20526	291,00	0,22081
31/05/2020	34,15	1,1136	30,67	302,75	0,20526	291,00	0,22081
01/06/2020	36,74	1,1116	33,05	312,75	0,21242	302,00	0,22957
02/06/2020	37,72	1,1174	33,76	328,50	0,22196	322,75	0,24407
03/06/2020	37,98	1,1194	33,93	335,50	0,22628	316,00	0,23854
04/06/2020	38,41	1,1250	34,14	340,50	0,22851	312,00	0,23435
05/06/2020	41,00	1,1330	36,19	366,25	0,24406	342,75	0,25563
06/06/2020	41,00	1,1330	36,19	366,25	0,24406	342,75	0,25563
07/06/2020	41,00	1,1330	36,19	366,25	0,24406	342,75	0,25563
08/06/2020	39,66	1,1285	35,14	366,50	0,24520	341,75	0,25590
09/06/2020	40,45	1,1294	35,82	365,75	0,24450	341,50	0,25551
10/06/2020	41,18	1,1375	36,20	374,00	0,24824	346,75	0,25759
11/06/2020	37,76	1,1348	33,27	351,00	0,23353	326,50	0,24312
12/06/2020	38,54	1,1304	34,09	350,75	0,23427	329,50	0,24631
13/06/2020	38,54	1,1304	34,09	350,75	0,23427	329,50	0,24631
14/06/2020	38,54	1,1304	34,09	350,75	0,23427	329,50	0,24631
15/06/2020	39,44	1,1253	35,05	357,25	0,23969	332,25	0,24949
16/06/2020	40,75	1,1308	36,04	372,75	0,24887	349,50	0,26117
17/06/2020	40,47	1,1232	36,03	381,75	0,25661	354,25	0,26651
18/06/2020	41,75	1,1222	37,20	389,75	0,26222	359,00	0,27032
19/06/2020	42,33	1,1210	37,76	399,50	0,26907	370,75	0,27947
20/06/2020	42,33	1,1210	37,76	399,50	0,26907	370,75	0,27947
21/06/2020	42,33	1,1210	37,76	399,50	0,26907	370,75	0,27947
22/06/2020	43,20	1,1213	38,53	404,50	0,27236	371,00	0,27958
23/06/2020	42,72	1,1318	37,75	418,75	0,27934	373,50	0,27885
24/06/2020	40,40	1,1280	35,82	384,25	0,25719	352,25	0,26388
25/06/2020	41,18	1,1200	36,77	378,00	0,25481	351,75	0,26538
26/06/2020	40,97	1,1213	36,54	365,00	0,24576	346,75	0,26131
27/06/2020	40,97	1,1213	36,54	365,00	0,24576	346,75	0,26131

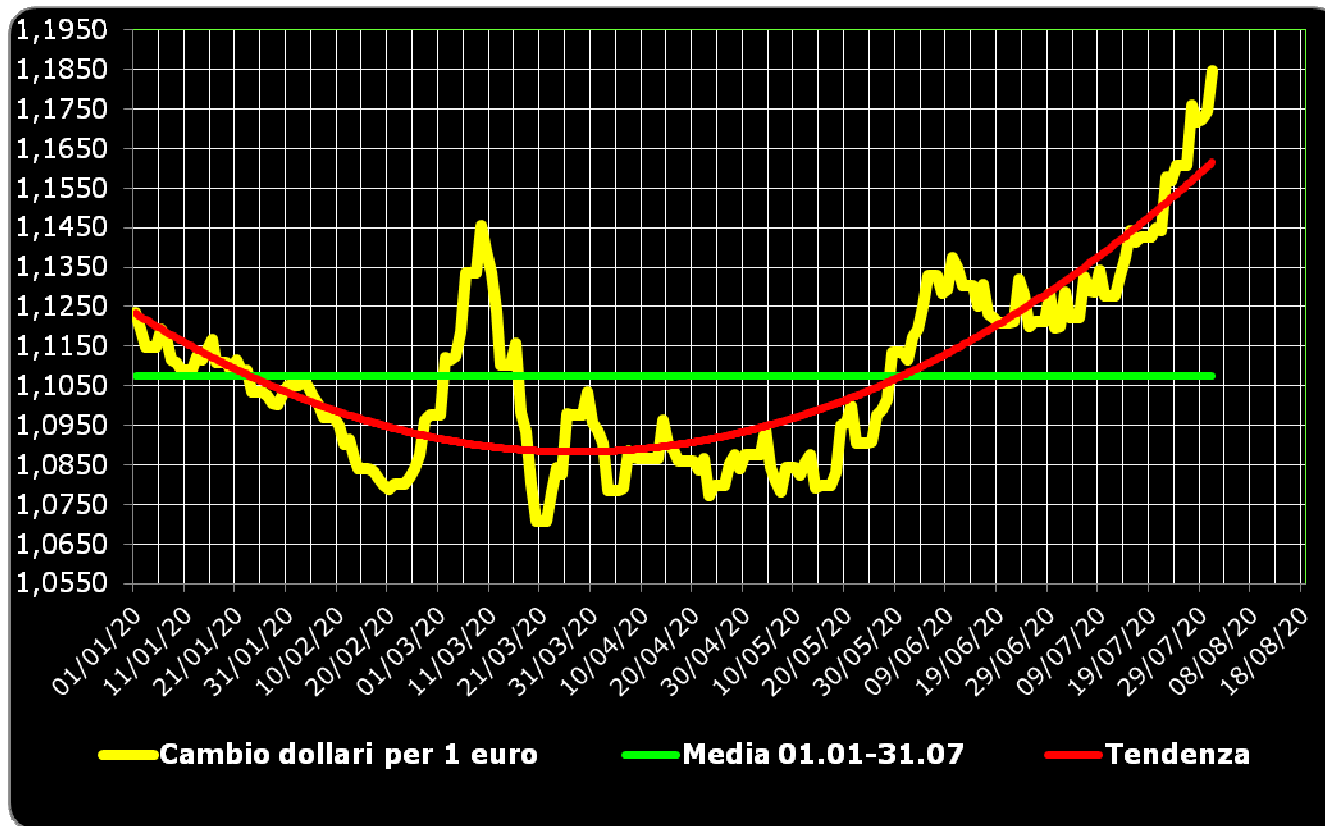
QUOTAZIONI E PREZZI GIORNALIERI – 01.01.2019 – 31.07.2020

Data	Brent spot dollari barile	Cambio euro/dollaro	Brent spot euro barile	Benzina Cif Med dollari tonnellata	Benzina CIF Med euro litro	Gasolio CIF Med dollari tonnellata	Gasolio CIF Med euro litro
28/06/2020	40,97	1,1213	36,54	365,00	0,24576	346,75	0,26131
29/06/2020	41,58	1,1284	36,85	372,00	0,24890	356,75	0,26715
30/06/2020	41,64	1,1198	37,19	381,75	0,25739	361,00	0,27241
01/07/2020	42,18	1,1200	37,66	387,25	0,26105	367,25	0,27708
02/07/2020	43,19	1,1286	38,27	393,00	0,26291	373,25	0,27946
03/07/2020	42,92	1,1224	38,24	398,25	0,26789	375,00	0,28232
04/07/2020	42,92	1,1224	38,24	398,25	0,26789	375,00	0,28232
05/07/2020	42,92	1,1224	38,24	398,25	0,26789	375,00	0,28232
06/07/2020	42,73	1,1325	37,73	397,50	0,26500	384,00	0,28652
07/07/2020	43,28	1,1290	38,33	400,75	0,26799	381,25	0,28535
08/07/2020	43,67	1,1286	38,69	404,25	0,27043	378,50	0,28339
09/07/2020	42,35	1,1342	37,34	396,50	0,26394	375,75	0,27994
10/07/2020	43,27	1,1276	38,37	401,75	0,26900	377,75	0,28308
11/07/2020	43,27	1,1276	38,37	401,75	0,26900	377,75	0,28308
12/07/2020	43,27	1,1276	38,37	401,75	0,26900	377,75	0,28308
13/07/2020	42,85	1,1329	37,82	403,00	0,26857	376,25	0,28063
14/07/2020	42,97	1,1375	37,78	392,75	0,26068	373,00	0,27709
15/07/2020	43,96	1,1444	38,41	400,50	0,26422	377,75	0,27892
16/07/2020	43,71	1,1414	38,30	395,75	0,26178	376,00	0,27836
17/07/2020	43,53	1,1428	38,09	388,75	0,25683	375,00	0,27728
18/07/2020	43,53	1,1428	38,09	388,75	0,25683	375,00	0,27728
19/07/2020	43,53	1,1428	38,09	388,75	0,25683	375,00	0,27728
20/07/2020	43,30	1,1448	37,82	385,25	0,25407	378,00	0,27901
21/07/2020	44,31	1,1443	38,72	406,75	0,26837	393,75	0,29076
22/07/2020	43,98	1,1578	37,99	402,00	0,26214	386,25	0,28190
23/07/2020	42,96	1,1569	37,13	404,50	0,26398	384,50	0,28084
24/07/2020	43,29	1,1608	37,29	398,25	0,25903	381,00	0,27735
25/07/2020	43,29	1,1608	37,29	398,25	0,25903	381,00	0,27735
26/07/2020	43,29	1,1608	37,29	398,25	0,25903	381,00	0,27735
27/07/2020	43,39	1,1760	36,90	392,25	0,25183	377,25	0,27107
28/07/2020	43,11	1,1717	36,79	397,25	0,25597	378,00	0,27260

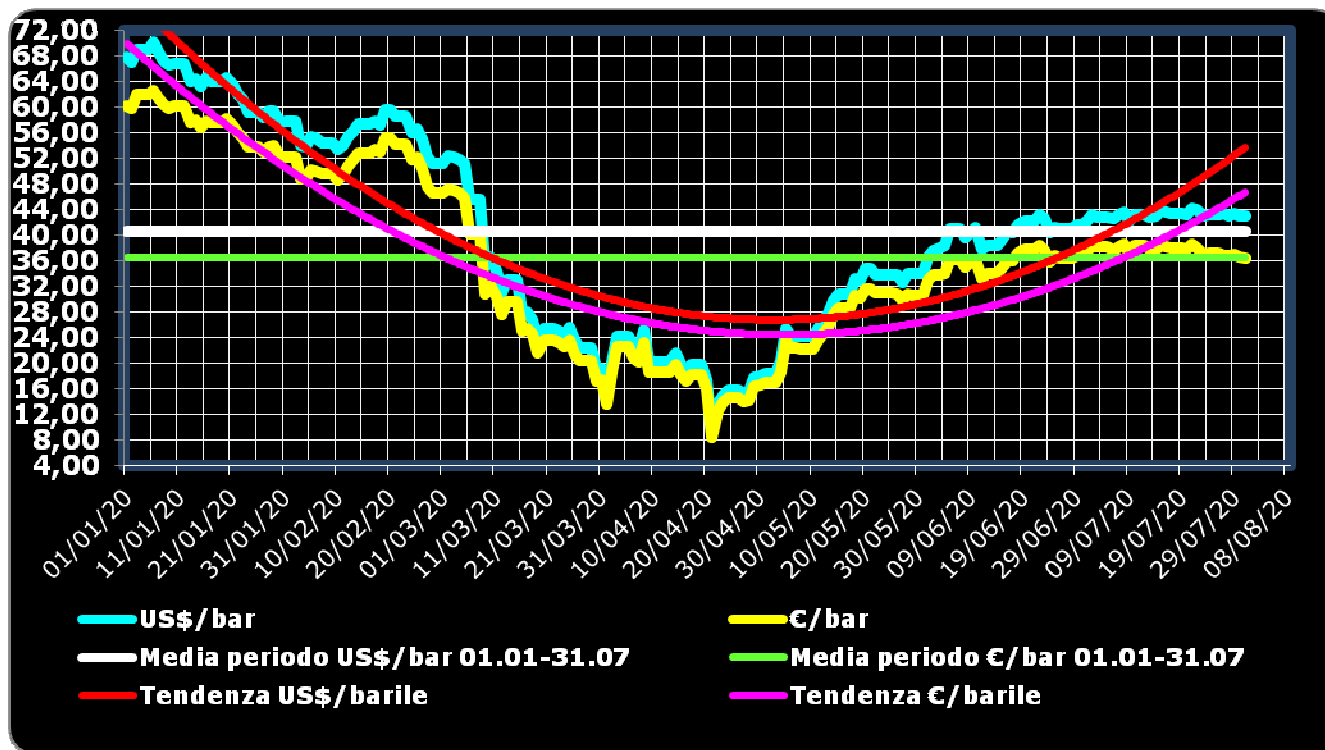
QUOTAZIONI E PREZZI GIORNALIERI – 01.01.2019 – 31.07.2020

Data	Brent spot dollari barile	Cambio euro/dollaro	Brent spot euro barile	Benzina Cif Med dollari tonnellata	Benzina CIF Med euro litro	Gasolio CIF Med dollari tonnellata	Gasolio CIF Med euro litro
29/07/2020	43,51	1,1725	37,11	393,50	0,25338	383,75	0,27656
30/07/2020	42,98	1,1743	36,60	376,00	0,24174	367,00	0,26408
31/07/2020	43,13	1,1848	36,40	370,75	0,23626	372,00	0,26531
<b>MEDIA PERIODO</b>	<b>40,60</b>	<b>1,1077</b>	<b>36,58</b>	<b>381,42</b>	<b>0,25955</b>	<b>380,74</b>	<b>0,29018</b>

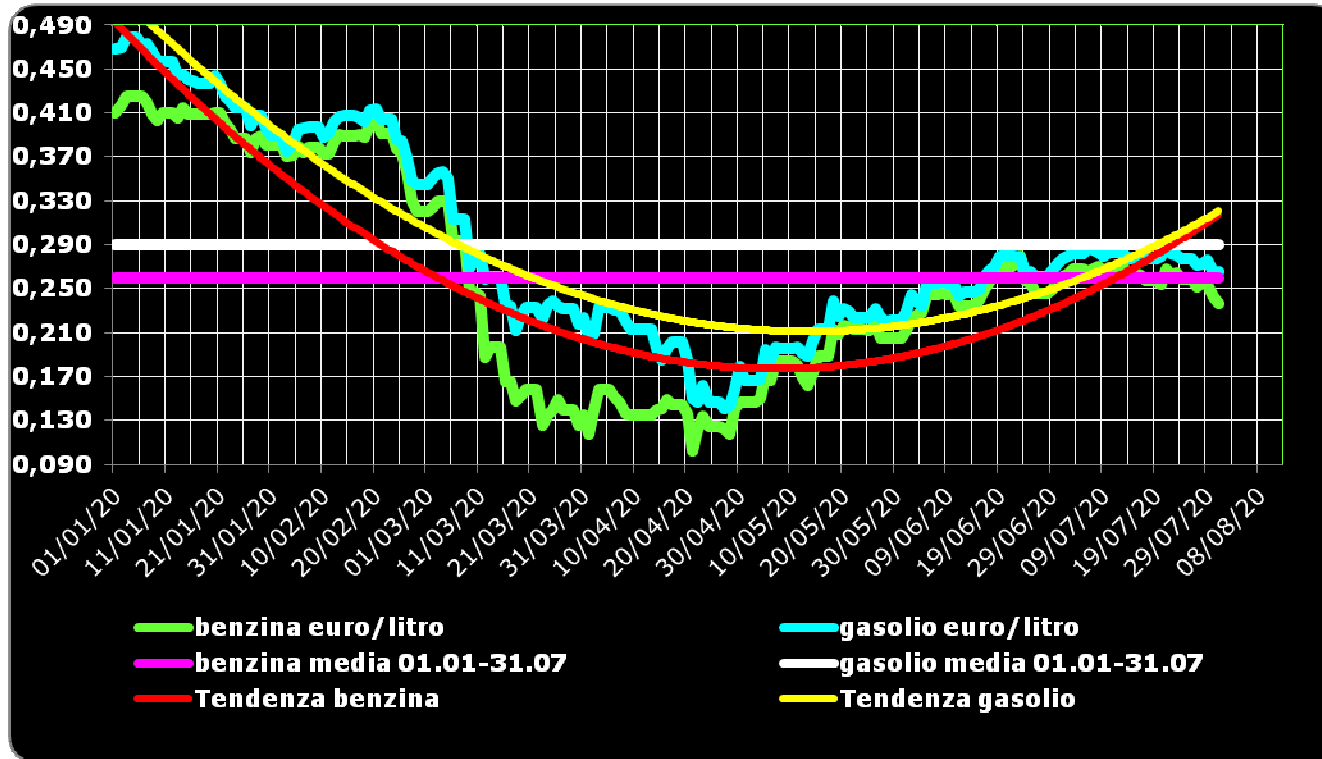
## Grafico del cambio dollaro-euro



## Grafico della quotazione greggio Brent al barile



## Grafico quotazioni Med cif benzina e gasolio – Euro/litro



## SEZIONE 2.1 – PREZZI ITALIA: RETE DI MARCHIO SELF – MEDIA RETE DI MARCHIO, RETE NO-LOGO E RETE GENERALE – BENZINA – EURO/LITRO

Data	AGIP ENI	API IP	ESSO	Q8	EX SHELL	TAMOIL	EX TOTALERG	MEDIA MARCHI	NO-LOGO	MEDIA RETE
01/01/20	1,614	1,597	1,591	1,598		1,586	1,606	1,600	1,567	1,595
02/01/20	1,615	1,597	1,591	1,599		1,586	1,607	1,601	1,567	1,596
03/01/20	1,616	1,602	1,592	1,598		1,589	1,610	1,602	1,568	1,597
04/01/20	1,617	1,603	1,593	1,605		1,604	1,610	1,606	1,570	1,601
05/01/20	1,618	1,603	1,594	1,605		1,604	1,611	1,607	1,571	1,601
06/01/20	1,618	1,603	1,594	1,605		1,604	1,611	1,607	1,572	1,602
07/01/20	1,618	1,604	1,596	1,605		1,604	1,610	1,607	1,573	1,603
08/01/20	1,618	1,605	1,597	1,605		1,603	1,614	1,608	1,574	1,603
09/01/20	1,618	1,606	1,597	1,603		1,601	1,616	1,607	1,575	1,602
10/01/20	1,618	1,606	1,598	1,602		1,599	1,616	1,607	1,575	1,602
11/01/20	1,618	1,606	1,599	1,600		1,596	1,616	1,606	1,576	1,601
12/01/20	1,617	1,606	1,598	1,600		1,596	1,615	1,606	1,576	1,601
13/01/20	1,616	1,606	1,598	1,600		1,597	1,615	1,605	1,576	1,601
14/01/20	1,614	1,606	1,598	1,599		1,596	1,616	1,605	1,576	1,601
15/01/20	1,612	1,606	1,597	1,596		1,595	1,614	1,603	1,576	1,599
16/01/20	1,610	1,606	1,596	1,595		1,594	1,612	1,602	1,575	1,598
17/01/20	1,608	1,605	1,595	1,595		1,593	1,613	1,601	1,574	1,597
18/01/20	1,607	1,605	1,594	1,594		1,592	1,613	1,601	1,573	1,597
19/01/20	1,606	1,604	1,594	1,593		1,592	1,614	1,600	1,572	1,596
20/01/20	1,605	1,604	1,593	1,594		1,592	1,614	1,600	1,573	1,596
21/01/20	1,604	1,604	1,592	1,593		1,591	1,612	1,599	1,573	1,595
22/01/20	1,603	1,602	1,591	1,592		1,590	1,611	1,598	1,573	1,594
23/01/20	1,602	1,602	1,591	1,590		1,591	1,610	1,597	1,573	1,594
24/01/20	1,600	1,599	1,590	1,588		1,590	1,608	1,595	1,572	1,592
25/01/20	1,597	1,599	1,589	1,587		1,587	1,608	1,594	1,571	1,590
26/01/20	1,594	1,599	1,588	1,587		1,587	1,607	1,593	1,570	1,589
27/01/20	1,593	1,599	1,588	1,587		1,587	1,607	1,592	1,570	1,589
28/01/20	1,588	1,596	1,585	1,582		1,583	1,606	1,589	1,568	1,586
29/01/20	1,586	1,593	1,583	1,580		1,581	1,604	1,586	1,566	1,583

QUOTAZIONI E PREZZI GIORNALIERI – 01.01.2019 – 31.07.2020

Data	AGIP ENI	API IP	ESSO	Q8	EX SHELL	TAMOIL	EX TOTALERG	MEDIA MARCHI	NO-LOGO	MEDIA RETE
30/01/20	1,585	1,592	1,581	1,579		1,579	1,602	1,585	1,564	1,582
31/01/20	1,584	1,592	1,579	1,577		1,577	1,601	1,584	1,562	1,581
01/02/20	1,582	1,589	1,577	1,575		1,574	1,599	1,582	1,560	1,578
02/02/20	1,579	1,588	1,577	1,575		1,574	1,598	1,580	1,559	1,577
03/02/20	1,578	1,588	1,576	1,575		1,574	1,598	1,580	1,559	1,577
04/02/20	1,574	1,585	1,574	1,571		1,572	1,597	1,577	1,557	1,574
05/02/20	1,571	1,582	1,573	1,567		1,568	1,594	1,574	1,554	1,571
06/02/20	1,568	1,580	1,571	1,565		1,566	1,590	1,572	1,552	1,569
07/02/20	1,565	1,578	1,568	1,563		1,564	1,588	1,569	1,550	1,566
08/02/20	1,563	1,576	1,564	1,561		1,563	1,584	1,567	1,548	1,564
09/02/20	1,561	1,575	1,562	1,561		1,562	1,583	1,566	1,547	1,563
10/02/20	1,560	1,574	1,562	1,561		1,562	1,584	1,565	1,547	1,562
11/02/20	1,558	1,572	1,559	1,558		1,558	1,581	1,563	1,545	1,560
12/02/20	1,556	1,569	1,557	1,556		1,555	1,579	1,560	1,544	1,558
13/02/20	1,556	1,566	1,555	1,555		1,554	1,578	1,559	1,543	1,557
14/02/20	1,557	1,565	1,554	1,553		1,555	1,577	1,559	1,541	1,556
15/02/20	1,560	1,565	1,553	1,556		1,557	1,575	1,560	1,542	1,557
16/02/20	1,561	1,565	1,552	1,556		1,557	1,575	1,560	1,540	1,557
17/02/20	1,561	1,564	1,551	1,556		1,557	1,575	1,560	1,540	1,557
18/02/20	1,562	1,563	1,551	1,555		1,557	1,573	1,559	1,541	1,557
19/02/20	1,562	1,563	1,550	1,554		1,556	1,573	1,559	1,541	1,556
20/02/20	1,562	1,562	1,550	1,553		1,555	1,573	1,558	1,541	1,556
21/02/20	1,560	1,562	1,550	1,559		1,556	1,574	1,559	1,541	1,557
22/02/20	1,558	1,562	1,550	1,560		1,556	1,572	1,559	1,539	1,556
23/02/20	1,557	1,561	1,551	1,559		1,556	1,572	1,558	1,540	1,556
24/02/20	1,557	1,561	1,551	1,560		1,556	1,572	1,558	1,541	1,556
25/02/20	1,556	1,561	1,550	1,556		1,555	1,574	1,557	1,540	1,555
26/02/20	1,555	1,559	1,550	1,554		1,551	1,573	1,556	1,539	1,553
27/02/20	1,554	1,558	1,548	1,551		1,548	1,571	1,554	1,539	1,552
28/02/20	1,554	1,556	1,548	1,548		1,545	1,569	1,552	1,538	1,550
29/02/20	1,551	1,554	1,545	1,543		1,541	1,567	1,549	1,535	1,547
01/03/20	1,547	1,554	1,544	1,540		1,541	1,566	1,547	1,533	1,545
02/03/20	1,545	1,554	1,544	1,540		1,541	1,566	1,547	1,532	1,544

QUOTAZIONI E PREZZI GIORNALIERI – 01.01.2019 – 31.07.2020

Data	AGIP ENI	API IP	ESSO	Q8	EX SHELL	TAMOIL	EX TOTALERG	MEDIA MARCHI	NO-LOGO	MEDIA RETE
03/03/20	1,541	1,550	1,541	1,535		1,536	1,560	1,542	1,528	1,540
04/03/20	1,539	1,547	1,538	1,533		1,534	1,558	1,540	1,524	1,538
05/03/20	1,538	1,543	1,536	1,531		1,530	1,556	1,538	1,521	1,535
06/03/20	1,537	1,542	1,533	1,529		1,528	1,554	1,536	1,518	1,533
07/03/20	1,538	1,539	1,529	1,527		1,525	1,551	1,534	1,515	1,531
08/03/20	1,532	1,539	1,528	1,526		1,524	1,549	1,532	1,513	1,529
09/03/20	1,531	1,538	1,527	1,526		1,524	1,549	1,531	1,513	1,529
10/03/20	1,524	1,532	1,524	1,513		1,522	1,543	1,524	1,510	1,522
11/03/20	1,519	1,525	1,519	1,510		1,515	1,538	1,519	1,504	1,517
12/03/20	1,515	1,522	1,515	1,506		1,507	1,535	1,515	1,500	1,513
13/03/20	1,512	1,520	1,512	1,504		1,505	1,532	1,513	1,496	1,510
14/03/20	1,508	1,516	1,506	1,491		1,499	1,528	1,506	1,491	1,504
15/03/20	1,506	1,515	1,503	1,489		1,499	1,526	1,505	1,488	1,502
16/03/20	1,505	1,515	1,502	1,489		1,499	1,525	1,504	1,487	1,501
17/03/20	1,501	1,511	1,498	1,485		1,491	1,525	1,500	1,482	1,497
18/03/20	1,498	1,508	1,495	1,483		1,486	1,520	1,496	1,479	1,494
19/03/20	1,495	1,505	1,493	1,481		1,482	1,521	1,494	1,475	1,491
20/03/20	1,493	1,502	1,491	1,480		1,480	1,519	1,492	1,473	1,489
21/03/20	1,490	1,500	1,488	1,477		1,478	1,518	1,489	1,470	1,486
22/03/20	1,489	1,500	1,488	1,476		1,477	1,517	1,489	1,469	1,486
23/03/20	1,486	1,500	1,487	1,476		1,476	1,518	1,488	1,468	1,485
24/03/20	1,481	1,498	1,485	1,472		1,473	1,516	1,484	1,464	1,481
25/03/20	1,477	1,491	1,482	1,470		1,471	1,510	1,480	1,461	1,478
26/03/20	1,472	1,490	1,481	1,468		1,468	1,505	1,478	1,459	1,475
27/03/20	1,469	1,489	1,478	1,465		1,465	1,504	1,475	1,457	1,473
28/03/20	1,464	1,486	1,473	1,462		1,463	1,504	1,472	1,453	1,469
29/03/20	1,462	1,485	1,472	1,462		1,463	1,503	1,471	1,452	1,468
30/03/20	1,461	1,486	1,472	1,462		1,463	1,502	1,471	1,452	1,468
31/03/20	1,457	1,484	1,469	1,459		1,459	1,500	1,468	1,451	1,465
01/04/20	1,453	1,480	1,466	1,456		1,455	1,496	1,464	1,446	1,461
02/04/20	1,449	1,477	1,462	1,452		1,451	1,494	1,460	1,444	1,458
03/04/20	1,446	1,474	1,459	1,449		1,448	1,491	1,457	1,442	1,455
04/04/20	1,442	1,469	1,456	1,445		1,445	1,484	1,453	1,440	1,451

QUOTAZIONI E PREZZI GIORNALIERI – 01.01.2019 – 31.07.2020

Data	AGIP ENI	API IP	ESSO	Q8	EX SHELL	TAMOIL	EX TOTALERG	MEDIA MARCHI	NO-LOGO	MEDIA RETE
05/04/20	1,441	1,468	1,455	1,444		1,444	1,483	1,452	1,438	1,450
06/04/20	1,440	1,466	1,454	1,444		1,445	1,482	1,451	1,437	1,449
07/04/20	1,437	1,463	1,451	1,440		1,440	1,478	1,448	1,432	1,446
08/04/20	1,434	1,459	1,449	1,438		1,439	1,477	1,445	1,430	1,443
09/04/20	1,432	1,455	1,448	1,436		1,437	1,474	1,443	1,429	1,441
10/04/20	1,431	1,452	1,446	1,434		1,434	1,471	1,441	1,426	1,439
11/04/20	1,429	1,449	1,443	1,432		1,432	1,473	1,439	1,426	1,437
12/04/20	1,427	1,449	1,442	1,431		1,431	1,472	1,438	1,426	1,436
13/04/20	1,427	1,448	1,442	1,431		1,431	1,472	1,437	1,425	1,436
14/04/20	1,425	1,446	1,441	1,430		1,428	1,472	1,436	1,423	1,434
15/04/20	1,423	1,445	1,438	1,428		1,426	1,471	1,434	1,422	1,432
16/04/20	1,421	1,442	1,436	1,426		1,424	1,468	1,432	1,420	1,430
17/04/20	1,419	1,440	1,434	1,423		1,421	1,466	1,429	1,416	1,427
18/04/20	1,416	1,438	1,431	1,421		1,419	1,460	1,427	1,412	1,424
19/04/20	1,414	1,438	1,430	1,421		1,419	1,457	1,426	1,412	1,424
20/04/20	1,414	1,438	1,430	1,422		1,419	1,456	1,426	1,412	1,424
21/04/20	1,412	1,437	1,428	1,419		1,417	1,454	1,424	1,409	1,422
22/04/20	1,410	1,433	1,426	1,415		1,414	1,450	1,421	1,406	1,419
23/04/20	1,406	1,430	1,423	1,412		1,410	1,446	1,418	1,402	1,415
24/04/20	1,402	1,426	1,420	1,409		1,408	1,443	1,414	1,397	1,412
25/04/20	1,396	1,424	1,416	1,405		1,402	1,442	1,410	1,393	1,408
26/04/20	1,395	1,422	1,416	1,403		1,402	1,442	1,409	1,392	1,406
27/04/20	1,393	1,421	1,415	1,403		1,402	1,439	1,408	1,391	1,405
28/04/20	1,387	1,417	1,411	1,398		1,394	1,435	1,403	1,386	1,400
29/04/20	1,383	1,415	1,407	1,395		1,392	1,430	1,399	1,385	1,397
30/04/20	1,381	1,413	1,404	1,391		1,388	1,425	1,396	1,381	1,394
01/05/20	1,379	1,406	1,401	1,388		1,385	1,423	1,393	1,377	1,390
02/05/20	1,378	1,404	1,400	1,387		1,384	1,421	1,392	1,375	1,389
03/05/20	1,377	1,403	1,400	1,387		1,385	1,420	1,391	1,374	1,389
04/05/20	1,377	1,403	1,399	1,387		1,385	1,421	1,391	1,373	1,388
05/05/20	1,375	1,397	1,396	1,381		1,378	1,418	1,387	1,368	1,384
06/05/20	1,374	1,395	1,391	1,379		1,376	1,411	1,384	1,365	1,381
07/05/20	1,372	1,391	1,387	1,376		1,371	1,407	1,381	1,361	1,378

QUOTAZIONI E PREZZI GIORNALIERI – 01.01.2019 – 31.07.2020

Data	AGIP ENI	API IP	ESSO	Q8	EX SHELL	TAMOIL	EX TOTALERG	MEDIA MARCHI	NO- LOGO	MEDIA RETE
08/05/20	1,372	1,389	1,389	1,375		1,369	1,406	1,380	1,361	1,377
09/05/20	1,371	1,386	1,384	1,374		1,366	1,404	1,378	1,358	1,375
10/05/20	1,371	1,385	1,382	1,373		1,366	1,402	1,377	1,356	1,374
11/05/20	1,370	1,385	1,381	1,385		1,365	1,400	1,379	1,355	1,375
12/05/20	1,370	1,382	1,379	1,385		1,362	1,395	1,378	1,354	1,374
13/05/20	1,370	1,380	1,377	1,385		1,360	1,395	1,377	1,353	1,373
14/05/20	1,370	1,379	1,378	1,380		1,358	1,393	1,375	1,353	1,372
15/05/20	1,369	1,378	1,377	1,377		1,356	1,392	1,374	1,351	1,370
16/05/20	1,371	1,377	1,376	1,376		1,353	1,390	1,373	1,350	1,370
17/05/20	1,373	1,376	1,375	1,377		1,353	1,389	1,373	1,349	1,370
18/05/20	1,374	1,376	1,374	1,377		1,354	1,390	1,374	1,347	1,370
19/05/20	1,378	1,381	1,375	1,376		1,350	1,392	1,376	1,347	1,371
20/05/20	1,382	1,390	1,374	1,382		1,354	1,397	1,380	1,346	1,375
21/05/20	1,385	1,392	1,374	1,381		1,355	1,401	1,382	1,347	1,377
22/05/20	1,389	1,398	1,376	1,382		1,357	1,404	1,385	1,349	1,380
23/05/20	1,391	1,399	1,376	1,382		1,359	1,405	1,386	1,350	1,381
24/05/20	1,391	1,398	1,377	1,382		1,359	1,406	1,386	1,350	1,381
25/05/20	1,392	1,399	1,377	1,382		1,359	1,407	1,387	1,350	1,382
26/05/20	1,393	1,401	1,377	1,382		1,361	1,409	1,388	1,350	1,382
27/05/20	1,393	1,402	1,378	1,382		1,363	1,409	1,388	1,351	1,383
28/05/20	1,393	1,402	1,378	1,382		1,364	1,410	1,388	1,351	1,383
29/05/20	1,393	1,402	1,377	1,380		1,363	1,413	1,388	1,350	1,382
30/05/20	1,392	1,401	1,377	1,377		1,362	1,412	1,387	1,350	1,381
31/05/20	1,392	1,401	1,377	1,377		1,362	1,411	1,386	1,350	1,381
01/06/20	1,392	1,401	1,376	1,377		1,362	1,410	1,386	1,350	1,381
02/06/20	1,392	1,396	1,376	1,375		1,362	1,406	1,384	1,352	1,380
03/06/20	1,392	1,396	1,375	1,374		1,361	1,404	1,384	1,353	1,379
04/06/20	1,392	1,398	1,375	1,373		1,365	1,403	1,384	1,352	1,380
05/06/20	1,392	1,396	1,379	1,386		1,367	1,402	1,387	1,353	1,382
06/06/20	1,392	1,396	1,379	1,387		1,369	1,403	1,388	1,353	1,383
07/06/20	1,392	1,395	1,379	1,388		1,369	1,404	1,388	1,354	1,383
08/06/20	1,392	1,394	1,379	1,388		1,369	1,403	1,388	1,354	1,383
09/06/20	1,395	1,395	1,383	1,389		1,376	1,405	1,390	1,355	1,385

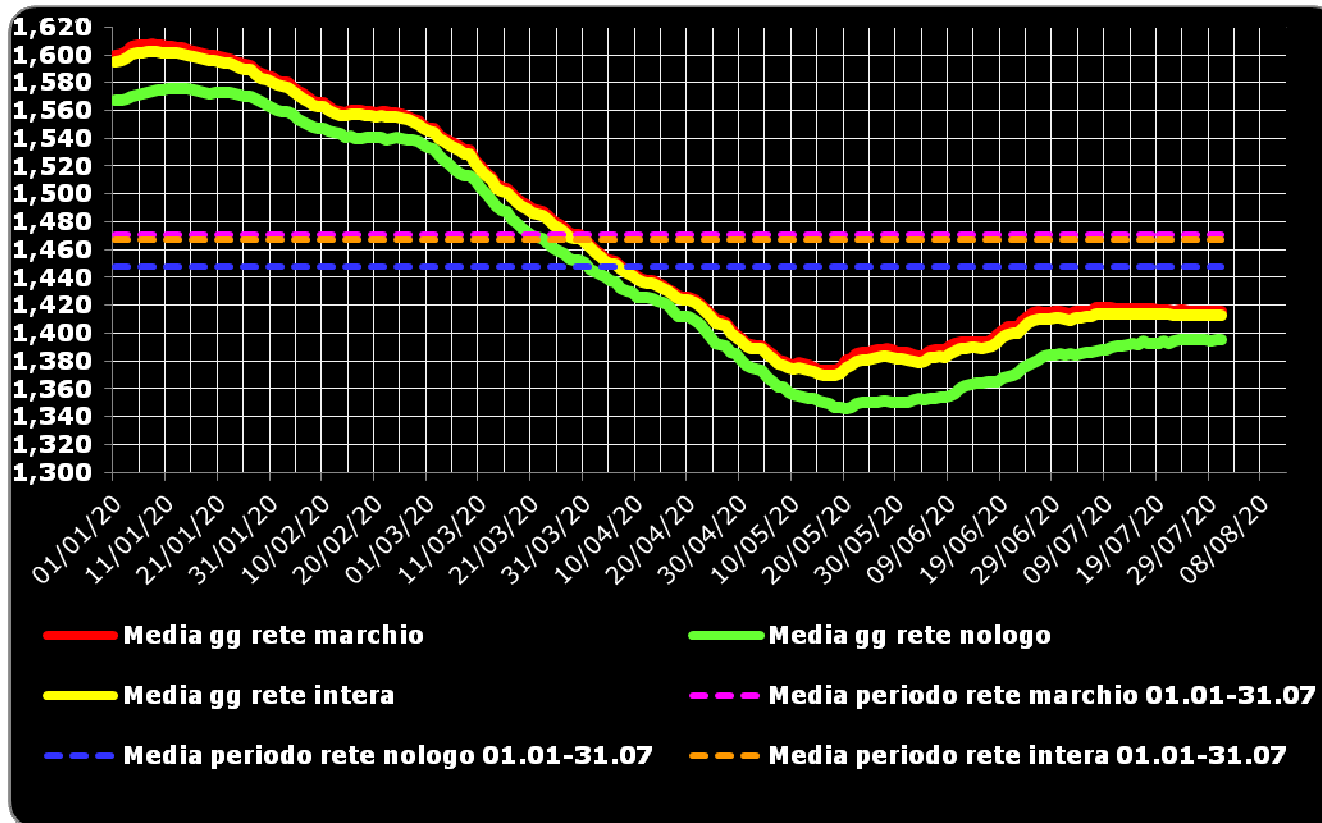
QUOTAZIONI E PREZZI GIORNALIERI – 01.01.2019 – 31.07.2020

Data	AGIP ENI	API IP	ESSO	Q8	EX SHELL	TAMOIL	EX TOTALERG	MEDIA MARCHI	NO- LOGO	MEDIA RETE
10/06/20	1,399	1,397	1,386	1,389		1,378	1,403	1,392	1,357	1,387
11/06/20	1,400	1,401	1,387	1,388		1,378	1,405	1,394	1,360	1,389
12/06/20	1,401	1,402	1,387	1,386		1,379	1,404	1,394	1,362	1,389
13/06/20	1,401	1,402	1,388	1,384		1,380	1,405	1,394	1,363	1,389
14/06/20	1,401	1,403	1,388	1,383		1,379	1,404	1,394	1,364	1,390
15/06/20	1,401	1,402	1,387	1,383		1,379	1,405	1,393	1,364	1,389
16/06/20	1,403	1,402	1,387	1,382		1,380	1,405	1,394	1,365	1,390
17/06/20	1,405	1,403	1,388	1,388		1,380	1,408	1,396	1,365	1,391
18/06/20	1,412	1,406	1,387	1,388		1,382	1,409	1,399	1,365	1,394
19/06/20	1,417	1,407	1,388	1,395		1,383	1,410	1,402	1,368	1,397
20/06/20	1,418	1,407	1,390	1,401		1,386	1,412	1,404	1,369	1,399
21/06/20	1,419	1,407	1,391	1,402		1,386	1,411	1,405	1,370	1,400
22/06/20	1,419	1,407	1,392	1,402		1,386	1,411	1,405	1,371	1,400
23/06/20	1,422	1,410	1,394	1,409		1,393	1,413	1,409	1,375	1,404
24/06/20	1,426	1,412	1,397	1,411		1,398	1,410	1,412	1,377	1,407
25/06/20	1,428	1,414	1,400	1,413		1,405	1,415	1,414	1,379	1,409
26/06/20	1,429	1,414	1,402	1,413		1,406	1,419	1,415	1,381	1,410
27/06/20	1,429	1,414	1,404	1,411		1,406	1,420	1,415	1,383	1,410
28/06/20	1,429	1,414	1,404	1,411		1,406	1,421	1,415	1,384	1,410
29/06/20	1,430	1,414	1,404	1,411		1,405	1,420	1,415	1,384	1,411
30/06/20	1,430	1,415	1,405	1,411		1,404	1,420	1,416	1,385	1,411
01/07/20	1,430	1,415	1,405	1,410		1,403	1,422	1,415	1,384	1,410
02/07/20	1,430	1,414	1,404	1,410		1,401	1,421	1,414	1,385	1,410
03/07/20	1,430	1,414	1,404	1,416		1,401	1,424	1,415	1,384	1,411
04/07/20	1,430	1,414	1,404	1,417		1,402	1,427	1,416	1,385	1,411
05/07/20	1,430	1,414	1,404	1,417		1,403	1,428	1,416	1,386	1,411
06/07/20	1,430	1,414	1,404	1,417		1,403	1,428	1,416	1,386	1,412
07/07/20	1,431	1,415	1,406	1,423		1,405	1,429	1,418	1,387	1,414
08/07/20	1,430	1,415	1,407	1,422		1,409	1,431	1,418	1,388	1,414
09/07/20	1,430	1,414	1,408	1,420		1,411	1,429	1,418	1,388	1,414
10/07/20	1,430	1,414	1,408	1,418		1,413	1,427	1,418	1,390	1,414
11/07/20	1,430	1,415	1,409	1,415		1,413	1,426	1,418	1,391	1,414
12/07/20	1,430	1,415	1,409	1,414		1,413	1,427	1,417	1,391	1,413

QUOTAZIONI E PREZZI GIORNALIERI – 01.01.2019 – 31.07.2020

Data	AGIP ENI	API IP	ESSO	Q8	EX SHELL	TAMOIL	EX TOTALERG	MEDIA MARCHI	NO-LOGO	MEDIA RETE
13/07/20	1,430	1,414	1,409	1,414		1,414	1,427	1,417	1,392	1,413
14/07/20	1,430	1,415	1,409	1,414		1,413	1,426	1,417	1,393	1,414
15/07/20	1,430	1,415	1,409	1,414		1,413	1,427	1,417	1,392	1,414
16/07/20	1,431	1,416	1,408	1,413		1,413	1,427	1,418	1,394	1,414
17/07/20	1,431	1,415	1,409	1,412		1,413	1,429	1,417	1,393	1,414
18/07/20	1,431	1,414	1,409	1,412		1,413	1,432	1,417	1,393	1,414
19/07/20	1,431	1,414	1,408	1,411		1,413	1,433	1,417	1,393	1,413
20/07/20	1,431	1,414	1,408	1,411		1,413	1,432	1,417	1,394	1,414
21/07/20	1,431	1,415	1,408	1,411		1,411	1,428	1,417	1,393	1,413
22/07/20	1,430	1,414	1,408	1,410		1,408	1,433	1,416	1,394	1,413
23/07/20	1,431	1,414	1,408	1,410		1,409	1,434	1,416	1,395	1,413
24/07/20	1,431	1,415	1,408	1,410		1,408	1,432	1,416	1,395	1,413
25/07/20	1,430	1,414	1,408	1,410		1,407	1,431	1,416	1,395	1,413
26/07/20	1,430	1,414	1,409	1,410		1,408	1,428	1,416	1,395	1,413
27/07/20	1,430	1,414	1,409	1,410		1,408	1,428	1,416	1,395	1,413
28/07/20	1,431	1,414	1,409	1,408		1,409	1,429	1,416	1,395	1,413
29/07/20	1,430	1,414	1,409	1,409		1,409	1,430	1,416	1,394	1,413
30/07/20	1,430	1,414	1,409	1,409		1,408	1,427	1,416	1,395	1,413
31/07/20	1,430	1,414	1,409	1,408		1,407	1,426	1,415	1,395	1,412
<b>MEDIA</b>	<b>1,473</b>	<b>1,477</b>	<b>1,467</b>	<b>1,466</b>		<b>1,461</b>	<b>1,489</b>	<b>1,471</b>	<b>1,447</b>	<b>1,467</b>

## Grafico prezzi benzina self media rete di marchio, rete no-logo e rete intera - Euro/litro



## SEZIONE 2.2 – PREZZI ITALIA: RETE DI MARCHIO SERVITO – MEDIA RETE DI MARCHIO, RETE NO-LOGO E RETE GENERALE – BENZINA – EURO/LITRO

Data	AGIP ENI	API IP	ESSO	Q8	EX SHELL	TAMOIL	EX TOTALERG	MEDIA MARCHI	NO-LOGO	MEDIA RETE
01/01/20	1,781	1,789	1,740	1,751	1,609	1,678	1,757	1,756	1,609	1,728
02/01/20	1,784	1,788	1,740	1,750	1,609	1,678	1,757	1,757	1,609	1,728
03/01/20	1,791	1,793	1,739	1,749	1,619	1,681	1,758	1,761	1,610	1,732
04/01/20	1,794	1,798	1,741	1,752	1,619	1,693	1,759	1,765	1,612	1,736
05/01/20	1,795	1,800	1,742	1,753	1,629	1,693	1,759	1,767	1,612	1,737
06/01/20	1,795	1,800	1,741	1,752	1,629	1,693	1,760	1,766	1,612	1,737
07/01/20	1,797	1,804	1,742	1,756	1,629	1,695	1,763	1,769	1,613	1,740
08/01/20	1,799	1,802	1,741	1,755	1,619	1,698	1,762	1,769	1,615	1,740
09/01/20	1,799	1,802	1,743	1,756	1,619	1,701	1,762	1,770	1,616	1,740
10/01/20	1,799	1,803	1,745	1,757	1,619	1,696	1,762	1,769	1,617	1,738
11/01/20	1,799	1,802	1,745	1,756	1,619	1,694	1,763	1,768	1,617	1,737
12/01/20	1,797	1,800	1,747	1,756	1,619	1,692	1,763	1,767	1,618	1,737
13/01/20	1,797	1,801	1,747	1,755	1,619	1,693	1,763	1,767	1,618	1,738
14/01/20	1,796	1,803	1,747	1,754	1,619	1,692	1,764	1,768	1,618	1,738
15/01/20	1,794	1,804	1,748	1,754	0,000	1,692	1,760	1,767	1,618	1,738
16/01/20	1,792	1,804	1,746	1,754	1,609	1,690	1,760	1,766	1,617	1,737
17/01/20	1,791	1,802	1,747	1,758	1,609	1,691	1,760	1,766	1,615	1,737
18/01/20	1,790	1,798	1,744	1,756	1,609	1,690	1,761	1,764	1,614	1,735
19/01/20	1,789	1,799	1,743	1,755	1,609	1,690	1,762	1,764	1,614	1,735
20/01/20	1,788	1,798	1,743	1,754	1,609	1,690	1,761	1,764	1,615	1,735
21/01/20	1,787	1,798	1,741	1,753	1,609	1,688	1,761	1,763	1,616	1,734
22/01/20	1,786	1,796	1,740	1,752	1,589	1,687	1,761	1,762	1,616	1,733
23/01/20	1,785	1,797	1,740	1,752	1,589	1,687	1,761	1,762	1,615	1,733
24/01/20	1,782	1,797	1,739	1,751	1,589	1,686	1,759	1,760	1,616	1,732
25/01/20	1,779	1,797	1,739	1,749	1,589	1,684	1,758	1,759	1,614	1,730
26/01/20	1,778	1,797	1,738	1,749	1,589	1,683	1,756	1,758	1,614	1,730
27/01/20	1,777	1,798	1,738	1,750	1,589	1,682	1,756	1,758	1,613	1,730
28/01/20	1,772	1,797	1,737	1,749	1,589	1,681	1,757	1,756	1,611	1,728
29/01/20	1,770	1,796	1,734	1,749	1,589	1,679	1,756	1,754	1,608	1,726

QUOTAZIONI E PREZZI GIORNALIERI – 01.01.2019 – 31.07.2020

Data	AGIP ENI	API IP	ESSO	Q8	EX SHELL	TAMOIL	EX TOTALERG	MEDIA MARCHI	NO-LOGO	MEDIA RETE
30/01/20	1,769	1,794	1,731	1,747	1,589	1,677	1,754	1,753	1,606	1,724
31/01/20	1,768	1,793	1,728	1,747	1,589	1,674	1,754	1,751	1,604	1,722
01/02/20	1,766	1,789	1,726	1,746	1,589	1,670	1,751	1,748	1,601	1,719
02/02/20	1,764	1,788	1,727	1,747	1,589	1,669	1,751	1,748	1,600	1,718
03/02/20	1,763	1,786	1,727	1,744	1,589	1,670	1,750	1,747	1,600	1,718
04/02/20	1,759	1,783	1,724	1,742	1,539	1,669	1,748	1,744	1,598	1,715
05/02/20	1,756	1,782	1,724	1,739	1,539	1,668	1,746	1,742	1,597	1,713
06/02/20	1,754	1,781	1,723	1,742	1,539	1,665	1,743	1,741	1,595	1,712
07/02/20	1,752	1,779	1,720	1,740	1,539	1,664	1,740	1,739	1,593	1,710
08/02/20	1,749	1,778	1,717	1,741	1,589	1,662	1,736	1,737	1,592	1,708
09/02/20	1,748	1,776	1,715	1,740	1,589	1,661	1,736	1,735	1,590	1,707
10/02/20	1,747	1,776	1,714	1,740	1,589	1,661	1,737	1,735	1,590	1,707
11/02/20	1,745	1,773	1,711	1,739	1,559	1,657	1,734	1,732	1,589	1,705
12/02/20	1,743	1,771	1,708	1,736	1,559	1,655	1,732	1,730	1,587	1,703
13/02/20	1,742	1,770	1,706	1,734	1,559	1,654	1,733	1,729	1,586	1,701
14/02/20	1,743	1,770	1,706	1,733	1,559	1,655	1,731	1,729	1,585	1,701
15/02/20	1,747	1,768	1,705	1,732	1,559	1,657	1,731	1,730	1,584	1,702
16/02/20	1,748	1,768	1,704	1,730	1,559	1,656	1,729	1,729	1,583	1,702
17/02/20	1,748	1,768	1,704	1,730	1,559	1,656	1,729	1,730	1,583	1,702
18/02/20	1,749	1,767	1,706	1,726	1,559	1,655	1,730	1,730	1,583	1,702
19/02/20	1,750	1,768	1,705	1,728	1,559	1,656	1,726	1,730	1,584	1,701
20/02/20	1,749	1,767	1,705	1,728	1,559	1,655	1,725	1,729	1,584	1,701
21/02/20	1,748	1,767	1,705	1,730	1,559	1,655	1,724	1,729	1,585	1,701
22/02/20	1,746	1,766	1,704	1,731	1,559	1,655	1,724	1,728	1,585	1,700
23/02/20	1,746	1,765	1,705	1,732	1,559	1,655	1,725	1,728	1,585	1,700
24/02/20	1,746	1,765	1,705	1,730	1,559	1,655	1,726	1,728	1,585	1,700
25/02/20	1,744	1,764	1,704	1,731	1,559	1,653	1,722	1,727	1,584	1,699
26/02/20	1,743	1,764	1,702	1,728	1,559	1,651	1,724	1,726	1,584	1,699
27/02/20	1,743	1,763	1,701	1,728	1,559	1,647	1,721	1,725	1,584	1,698
28/02/20	1,743	1,761	1,700	1,728	1,559	1,645	1,723	1,724	1,582	1,697
29/02/20	1,740	1,761	1,697	1,727	1,559	1,640	1,721	1,721	1,579	1,693
01/03/20	1,736	1,762	1,696	1,724	1,559	1,640	1,721	1,720	1,577	1,692
02/03/20	1,735	1,761	1,695	1,722	1,559	1,640	1,719	1,719	1,577	1,691

QUOTAZIONI E PREZZI GIORNALIERI – 01.01.2019 – 31.07.2020

Data	AGIP ENI	API IP	ESSO	Q8	EX SHELL	TAMOIL	EX TOTALERG	MEDIA MARCHI	NO-LOGO	MEDIA RETE
03/03/20	1,731	1,757	1,695	1,720	1,559	1,638	1,714	1,716	1,572	1,688
04/03/20	1,728	1,756	1,692	1,718	1,559	1,635	1,711	1,714	1,568	1,685
05/03/20	1,727	1,755	1,689	1,716	1,539	1,630	1,706	1,711	1,565	1,683
06/03/20	1,725	1,754	1,687	1,713	1,539	1,629	1,704	1,710	1,562	1,681
07/03/20	1,723	1,751	1,683	1,712	1,539	1,627	1,703	1,707	1,559	1,679
08/03/20	1,721	1,750	1,683	1,713	1,539	1,626	1,701	1,706	1,557	1,677
09/03/20	1,720	1,750	1,683	1,711	1,539	1,627	1,701	1,706	1,557	1,677
10/03/20	1,715	1,745	1,678	1,706	1,539	1,624	1,697	1,701	1,555	1,672
11/03/20	1,710	1,738	1,674	1,702	1,509	1,618	1,693	1,696	1,549	1,667
12/03/20	1,706	1,735	1,668	1,698	1,509	1,610	1,689	1,691	1,545	1,663
13/03/20	1,703	1,732	1,666	1,693	1,479	1,607	1,686	1,688	1,541	1,659
14/03/20	1,699	1,730	1,661	1,690	1,479	1,604	1,683	1,685	1,537	1,656
15/03/20	1,697	1,729	1,658	1,690	1,479	1,604	1,682	1,683	1,533	1,654
16/03/20	1,696	1,728	1,657	1,688	1,479	1,604	1,683	1,683	1,533	1,653
17/03/20	1,692	1,727	1,655	1,685	1,479	1,599	1,683	1,679	1,528	1,649
18/03/20	1,689	1,720	1,651	1,686	1,479	1,595	1,670	1,674	1,526	1,644
19/03/20	1,686	1,718	1,648	1,684	1,479	1,590	1,672	1,672	1,522	1,641
20/03/20	1,684	1,715	1,646	1,683	1,388	1,588	1,673	1,670	1,521	1,640
21/03/20	1,683	1,714	1,643	1,684	1,388	1,585	1,672	1,669	1,519	1,639
22/03/20	1,681	1,715	1,644	1,681	1,388	1,584	1,669	1,668	1,518	1,638
23/03/20	1,679	1,714	1,644	1,681	1,388	1,583	1,671	1,667	1,517	1,637
24/03/20	1,675	1,712	1,642	1,677	1,399	1,579	1,671	1,664	1,514	1,635
25/03/20	1,670	1,707	1,639	1,675	1,399	1,578	1,666	1,660	1,511	1,631
26/03/20	1,666	1,706	1,637	1,675	1,399	1,578	1,660	1,658	1,508	1,629
27/03/20	1,662	1,706	1,634	1,674	1,399	1,576	1,658	1,656	1,507	1,627
28/03/20	1,657	1,703	1,631	1,674	1,399	1,577	1,657	1,653	1,502	1,624
29/03/20	1,654	1,702	1,630	1,670	1,399	1,576	1,656	1,651	1,501	1,622
30/03/20	1,653	1,703	1,629	1,669	1,399	1,576	1,654	1,651	1,501	1,622
31/03/20	1,649	1,701	1,627	1,668	1,399	1,572	1,654	1,648	1,499	1,620
01/04/20	1,645	1,696	1,625	1,666	1,399	1,566	1,648	1,644	1,494	1,615
02/04/20	1,641	1,689	1,621	1,664	1,399	1,565	1,644	1,640	1,492	1,612
03/04/20	1,638	1,685	1,618	1,662	1,399	1,564	1,641	1,637	1,491	1,609
04/04/20	1,634	1,684	1,615	1,660	1,399	1,561	1,637	1,634	1,489	1,606

QUOTAZIONI E PREZZI GIORNALIERI – 01.01.2019 – 31.07.2020

Data	AGIP ENI	API IP	ESSO	Q8	EX SHELL	TAMOIL	EX TOTALERG	MEDIA MARCHI	NO-LOGO	MEDIA RETE
05/04/20	1,633	1,683	1,614	1,659	1,289	1,559	1,636	1,633	1,486	1,605
06/04/20	1,632	1,682	1,614	1,659	1,289	1,559	1,636	1,633	1,485	1,604
07/04/20	1,629	1,682	1,611	1,654	1,289	1,558	1,628	1,630	1,482	1,602
08/04/20	1,627	1,679	1,608	1,655	1,289	1,557	1,628	1,628	1,480	1,600
09/04/20	1,625	1,681	1,606	1,657	1,289	1,554	1,623	1,627	1,478	1,598
10/04/20	1,624	1,674	1,605	1,649	1,289	1,552	1,621	1,624	1,475	1,595
11/04/20	1,622	1,670	1,604	1,649	1,289	1,548	1,623	1,622	1,476	1,593
12/04/20	1,620	1,668	1,603	1,649	1,289	1,548	1,622	1,620	1,473	1,591
13/04/20	1,620	1,668	1,602	1,647	1,289	1,548	1,623	1,620	1,473	1,591
14/04/20	1,618	1,671	1,604	1,649	1,289	1,539	1,625	1,619	1,473	1,591
15/04/20	1,616	1,669	1,600	1,644	1,289	1,545	1,624	1,618	1,469	1,589
16/04/20	1,613	1,666	1,597	1,640	1,289	1,544	1,622	1,615	1,470	1,587
17/04/20	1,611	1,666	1,594	1,639	1,289	1,538	1,618	1,613	1,467	1,584
18/04/20	1,608	1,663	1,589	1,640	1,289	1,534	1,611	1,610	1,464	1,581
19/04/20	1,607	1,664	1,588	1,639	1,289	1,535	1,611	1,609	1,464	1,581
20/04/20	1,607	1,664	1,588	1,639	1,289	1,535	1,611	1,610	1,463	1,581
21/04/20	1,604	1,662	1,585	1,636	1,289	1,535	1,609	1,607	1,460	1,579
22/04/20	1,602	1,657	1,582	1,630	1,289	1,531	1,604	1,604	1,457	1,575
23/04/20	1,597	1,657	1,580	1,629	1,289	1,528	1,599	1,601	1,452	1,572
24/04/20	1,593	1,651	1,575	1,625	1,289	1,525	1,595	1,597	1,448	1,568
25/04/20	1,589	1,647	1,574	1,621	1,289	1,523	1,593	1,594	1,443	1,564
26/04/20	1,588	1,646	1,573	1,621	1,289	1,522	1,592	1,593	1,440	1,563
27/04/20	1,586	1,645	1,572	1,620	1,289	1,521	1,589	1,591	1,439	1,561
28/04/20	1,580	1,642	1,569	1,616	1,289	1,512	1,586	1,587	1,436	1,557
29/04/20	1,576	1,639	1,567	1,611	1,289	1,513	1,582	1,583	1,435	1,554
30/04/20	1,574	1,633	1,563	1,608	1,289	1,508	1,578	1,580	1,429	1,550
01/05/20	1,572	1,623	1,561	1,607	1,289	1,507	1,577	1,576	1,427	1,547
02/05/20	1,570	1,627	1,563	1,606	1,289	1,504	1,577	1,576	1,427	1,547
03/05/20	1,570	1,626	1,561	1,606	1,289	1,502	1,575	1,575	1,427	1,546
04/05/20	1,569	1,625	1,560	1,605	1,289	1,501	1,575	1,575	1,425	1,545
05/05/20	1,566	1,622	1,556	1,598	1,289	1,495	1,571	1,570	1,417	1,540
06/05/20	1,565	1,622	1,552	1,599	1,289	1,494	1,564	1,569	1,414	1,539
07/05/20	1,564	1,618	1,546	1,592	1,289	1,486	1,557	1,565	1,410	1,535

QUOTAZIONI E PREZZI GIORNALIERI – 01.01.2019 – 31.07.2020

Data	AGIP ENI	API IP	ESSO	Q8	EX SHELL	TAMOIL	EX TOTALERG	MEDIA MARCHI	NO-LOGO	MEDIA RETE
08/05/20	1,564	1,618	1,546	1,595	1,289	1,486	1,556	1,564	1,407	1,534
09/05/20	1,562	1,616	1,543	1,592	1,289	1,485	1,554	1,562	1,408	1,532
10/05/20	1,562	1,615	1,541	1,588	1,289	1,484	1,557	1,561	1,404	1,531
11/05/20	1,562	1,613	1,540	1,588	1,289	1,483	1,555	1,561	1,404	1,531
12/05/20	1,562	1,611	1,541	1,587	1,289	1,478	1,551	1,559	1,404	1,529
13/05/20	1,562	1,609	1,540	1,582	1,289	1,475	1,552	1,558	1,402	1,527
14/05/20	1,563	1,606	1,540	1,583	1,289	1,473	1,550	1,557	1,402	1,527
15/05/20	1,562	1,604	1,539	1,582	1,289	1,473	1,548	1,556	1,400	1,526
16/05/20	1,564	1,604	1,538	1,583	1,289	1,475	1,548	1,557	1,398	1,526
17/05/20	1,565	1,605	1,536	1,585	1,289	1,474	1,544	1,557	1,397	1,526
18/05/20	1,565	1,605	1,535	1,585	1,289	1,473	1,545	1,557	1,395	1,526
19/05/20	1,569	1,609	1,535	1,584	1,289	1,470	1,548	1,559	1,395	1,529
20/05/20	1,572	1,610	1,535	1,586	1,289	1,471	1,554	1,561	1,395	1,530
21/05/20	1,575	1,615	1,537	1,586		1,472	1,559	1,564	1,395	1,533
22/05/20	1,579	1,615	1,538	1,585	1,289	1,474	1,564	1,566	1,397	1,535
23/05/20	1,580	1,616	1,538	1,586	1,289	1,475	1,563	1,567	1,397	1,536
24/05/20	1,580	1,616	1,538	1,584	1,289	1,475	1,564	1,566	1,395	1,535
25/05/20	1,581	1,616	1,538	1,582	1,289	1,475	1,567	1,567	1,396	1,535
26/05/20	1,583	1,617	1,538	1,584	1,289	1,479	1,565	1,568	1,397	1,537
27/05/20	1,583	1,617	1,538	1,584	1,289	1,479	1,564	1,568	1,397	1,536
28/05/20	1,583	1,617	1,539	1,583	1,329	1,481	1,562	1,568	1,399	1,536
29/05/20	1,582	1,617	1,537	1,584	1,329	1,482	1,562	1,567	1,398	1,533
30/05/20	1,582	1,619	1,537	1,585	1,329	1,478	1,565	1,567	1,398	1,534
31/05/20	1,582	1,618	1,535	1,583	1,329	1,476	1,563	1,566	1,398	1,533
01/06/20	1,582	1,618	1,536	1,583	1,329	1,476	1,562	1,566	1,398	1,534
02/06/20	1,583	1,619	1,536	1,581	1,329	1,477	1,561	1,566	1,399	1,534
03/06/20	1,584	1,616	1,537	1,580	1,329	1,477	1,557	1,565	1,399	1,533
04/06/20	1,584	1,619	1,536	1,581	1,329	1,478	1,556	1,566	1,398	1,534
05/06/20	1,584	1,619	1,539	1,586	1,329	1,480	1,557	1,567	1,397	1,535
06/06/20	1,583	1,613	1,537	1,585	1,329	1,483	1,558	1,566	1,399	1,533
07/06/20	1,583	1,616	1,537	1,586	1,329	1,482	1,561	1,567	1,400	1,534
08/06/20	1,584	1,615	1,537	1,585	1,329	1,482	1,560	1,567	1,400	1,534
09/06/20	1,586	1,610	1,542	1,589	1,359	1,488	1,556	1,568	1,402	1,536

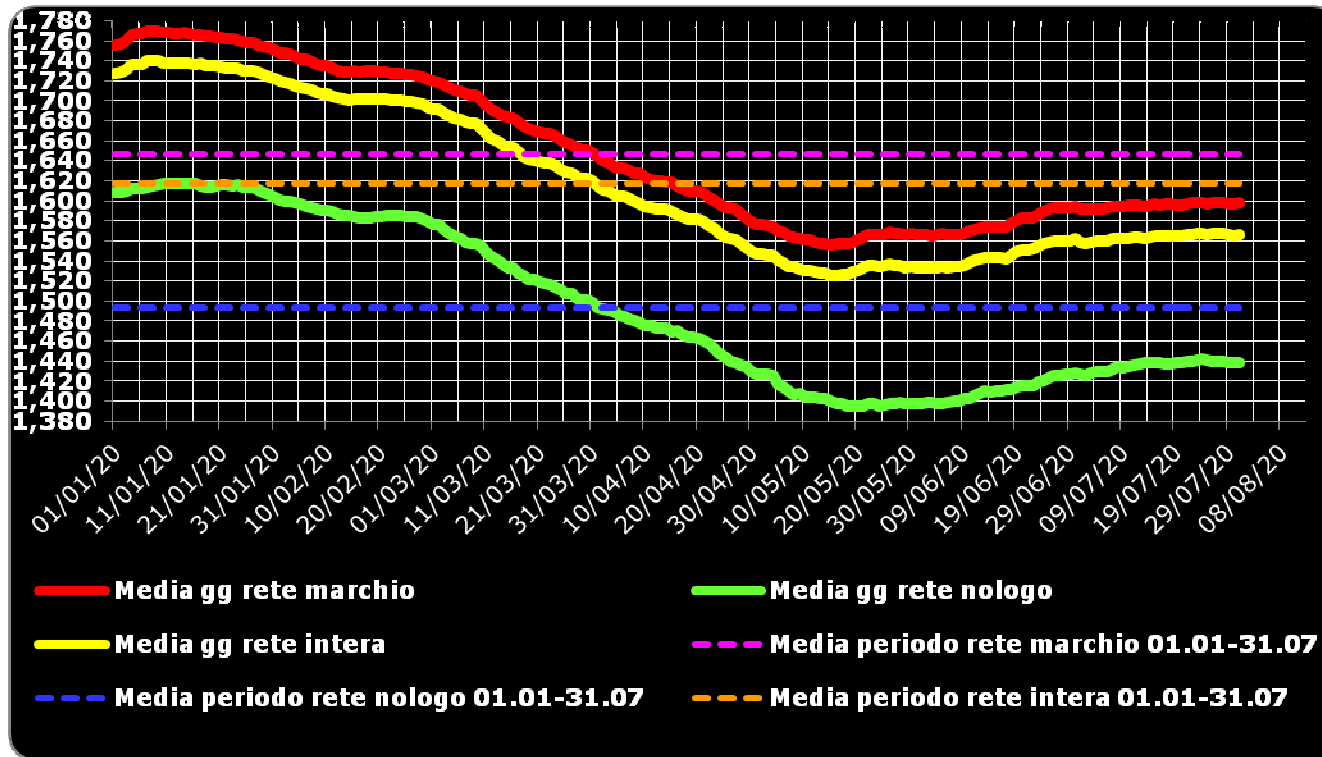
QUOTAZIONI E PREZZI GIORNALIERI – 01.01.2019 – 31.07.2020

Data	AGIP ENI	API IP	ESSO	Q8	EX SHELL	TAMOIL	EX TOTALERG	MEDIA MARCHI	NO- LOGO	MEDIA RETE
10/06/20	1,590	1,605	1,544	1,588	1,359	1,491	1,515	1,571	1,403	1,539
11/06/20	1,591	1,608	1,545	1,585	1,359	1,490	1,518	1,572	1,405	1,541
12/06/20	1,592	1,610	1,545	1,584	1,379	1,491	1,517	1,573	1,408	1,542
13/06/20	1,593	1,611	1,546	1,585	1,379	1,491	1,517	1,574	1,410	1,543
14/06/20	1,592	1,612	1,546	1,584	1,379	1,492	1,514	1,574	1,409	1,543
15/06/20	1,593	1,612	1,545	1,584	1,379	1,492	1,514	1,574	1,410	1,544
16/06/20	1,594	1,612	1,546	1,584	1,379	1,491	1,518	1,574	1,410	1,543
17/06/20	1,596	1,613	1,546	1,586	1,379	1,488	1,518	1,574	1,411	1,542
18/06/20	1,603	1,613	1,545	1,586	1,379	1,493	1,523	1,578	1,412	1,546
19/06/20	1,608	1,615	1,549	1,587	1,379	1,494	1,525	1,581	1,414	1,549
20/06/20	1,610	1,616	1,551	1,590	1,379	1,497	1,528	1,583	1,415	1,552
21/06/20	1,609	1,615	1,551	1,591	1,379	1,497	1,527	1,582	1,415	1,551
22/06/20	1,610	1,616	1,552	1,591	1,379	1,498	1,527	1,583	1,416	1,552
23/06/20	1,613	1,620	1,553	1,596	1,379	1,502	1,523	1,586	1,419	1,555
24/06/20	1,617	1,621	1,555	1,596	1,379	1,507	1,506	1,589	1,421	1,557
25/06/20	1,619	1,623	1,558	1,598	1,379	1,513	1,506	1,592	1,423	1,559
26/06/20	1,620	1,624	1,561	1,601	1,399	1,514	1,509	1,593	1,425	1,560
27/06/20	1,621	1,623	1,563	1,600	1,399	1,513	1,510	1,593	1,426	1,560
28/06/20	1,620	1,623	1,562	1,599	1,399	1,513	1,514	1,593	1,427	1,560
29/06/20	1,621	1,623	1,563	1,599	1,399	1,513	1,513	1,593	1,427	1,560
30/06/20	1,621	1,624	1,564	1,603	1,399	1,512	1,512	1,594	1,428	1,562
01/07/20	1,621	1,623	1,565	1,602	1,399	1,509	1,514	1,592	1,427	1,558
02/07/20	1,622	1,621	1,565	1,603	1,399	1,508	1,516	1,591	1,426	1,557
03/07/20	1,622	1,622	1,564	1,605	1,399	1,506	1,519	1,592	1,428	1,559
04/07/20	1,623	1,621	1,564	1,606	1,399	1,507	1,514	1,592	1,429	1,559
05/07/20	1,623	1,621	1,564	1,604	1,399	1,507	1,514	1,592	1,430	1,560
06/07/20	1,623	1,622	1,564	1,605	1,399	1,507	1,514	1,593	1,430	1,560
07/07/20	1,624	1,625	1,564	1,609	1,399	1,510	1,513	1,594	1,432	1,562
08/07/20	1,624	1,622	1,564	1,612	1,399	1,513	1,518	1,594	1,434	1,562
09/07/20	1,623	1,625	1,567	1,611	1,399	1,513	1,515	1,595	1,433	1,562
10/07/20	1,623	1,626	1,568	1,610	1,399	1,514	1,516	1,596	1,434	1,563
11/07/20	1,622	1,627	1,568	1,610	1,399	1,514	1,520	1,596	1,436	1,563
12/07/20	1,622	1,626	1,570	1,608	1,399	1,514	1,519	1,595	1,437	1,563

QUOTAZIONI E PREZZI GIORNALIERI – 01.01.2019 – 31.07.2020

Data	AGIP ENI	API IP	ESSO	Q8	EX SHELL	TAMOIL	EX TOTALERG	MEDIA MARCHI	NO-LOGO	MEDIA RETE
13/07/20	1,622	1,625	1,569	1,606	1,399	1,515	1,521	1,595	1,438	1,563
14/07/20	1,623	1,627	1,570	1,605	1,399	1,514	1,528	1,596	1,438	1,564
15/07/20	1,623	1,628	1,570	1,606	1,399	1,517	1,527	1,597	1,438	1,565
16/07/20	1,624	1,628	1,567	1,606	1,399	1,516	1,525	1,596	1,438	1,564
17/07/20	1,624	1,630	1,567	1,604	1,399	1,516	1,524	1,597	1,437	1,565
18/07/20	1,624	1,627	1,565	1,608	1,399	1,519	1,524	1,597	1,437	1,565
19/07/20	1,624	1,627	1,564	1,607	1,399	1,518	1,524	1,596	1,438	1,564
20/07/20	1,624	1,627	1,564	1,607	1,399	1,517	1,522	1,596	1,438	1,565
21/07/20	1,624	1,628	1,565	1,612	1,399	1,516	1,517	1,597	1,440	1,566
22/07/20	1,624	1,630	1,567	1,613	1,399	1,515	1,520	1,598	1,440	1,566
23/07/20	1,624	1,631	1,567	1,613		1,515	1,533	1,599	1,441	1,568
24/07/20	1,625	1,631	1,566	1,613	1,399	1,514	1,527	1,598	1,442	1,567
25/07/20	1,624	1,631	1,568	1,610	1,399	1,514	1,525	1,598	1,441	1,567
26/07/20	1,625	1,631	1,568	1,611	1,399	1,514	1,526	1,598	1,440	1,567
27/07/20	1,625	1,630	1,568	1,611	1,399	1,515	1,530	1,598	1,440	1,567
28/07/20	1,625	1,630	1,568	1,609	1,399	1,515	1,531	1,598	1,440	1,567
29/07/20	1,625	1,629	1,569	1,604	1,399	1,516	1,531	1,597	1,439	1,566
30/07/20	1,625	1,627	1,570	1,607	1,399	1,516	1,525	1,597	1,439	1,565
31/07/20	1,625	1,627	1,572	1,610		1,513	1,523	1,598	1,439	1,566
<b>MEDIA</b>	<b>1,662</b>	<b>1,689</b>	<b>1,623</b>	<b>1,658</b>	<b>1,422</b>	<b>1,568</b>	<b>1,628</b>	<b>1,647</b>	<b>1,493</b>	<b>1,617</b>

## Grafico prezzi benzina servito media rete di marchio, rete no-logo e rete intera - Euro/litro



## SEZIONE 2.3 – PREZZI ITALIA: RETE DI MARCHIO SELF – MEDIA RETE DI MARCHIO, RETE NO-LOGO E RETE GENERALE – GASOLIO – EURO/LITRO

Data	AGIP ENI	API IP	ESSO	Q8	EX SHELL	TAMOIL	EX TOTALERG	MEDIA MARCHI	NO-LOGO	MEDIA RETE
01/01/20	1,502	1,488	1,484	1,493		1,488	1,501	1,493	1,464	1,489
02/01/20	1,503	1,488	1,485	1,493		1,487	1,502	1,493	1,464	1,489
03/01/20	1,504	1,493	1,485	1,492		1,490	1,505	1,495	1,465	1,491
04/01/20	1,505	1,495	1,487	1,499		1,505	1,505	1,499	1,468	1,494
05/01/20	1,506	1,495	1,488	1,499		1,505	1,506	1,499	1,469	1,495
06/01/20	1,506	1,495	1,489	1,499		1,506	1,506	1,500	1,470	1,495
07/01/20	1,506	1,495	1,490	1,499		1,505	1,505	1,500	1,471	1,496
08/01/20	1,506	1,497	1,491	1,499		1,504	1,510	1,500	1,472	1,496
09/01/20	1,506	1,498	1,491	1,498		1,502	1,512	1,500	1,473	1,496
10/01/20	1,506	1,498	1,492	1,497		1,501	1,512	1,500	1,473	1,496
11/01/20	1,506	1,498	1,493	1,495		1,497	1,511	1,499	1,473	1,495
12/01/20	1,506	1,498	1,493	1,495		1,497	1,511	1,499	1,474	1,495
13/01/20	1,506	1,498	1,493	1,495		1,498	1,511	1,499	1,474	1,496
14/01/20	1,506	1,498	1,492	1,494		1,497	1,511	1,499	1,475	1,495
15/01/20	1,505	1,498	1,492	1,491		1,495	1,510	1,498	1,475	1,495
16/01/20	1,503	1,498	1,491	1,491		1,492	1,508	1,497	1,473	1,493
17/01/20	1,502	1,497	1,491	1,490		1,491	1,509	1,496	1,472	1,493
18/01/20	1,500	1,496	1,489	1,489		1,490	1,509	1,495	1,471	1,491
19/01/20	1,500	1,496	1,489	1,488		1,490	1,509	1,495	1,469	1,491
20/01/20	1,499	1,496	1,488	1,489		1,490	1,509	1,494	1,470	1,491
21/01/20	1,498	1,496	1,487	1,488		1,489	1,508	1,494	1,469	1,490
22/01/20	1,497	1,494	1,486	1,487		1,487	1,507	1,492	1,469	1,489
23/01/20	1,496	1,493	1,486	1,485		1,487	1,505	1,491	1,468	1,488
24/01/20	1,495	1,491	1,484	1,482		1,486	1,503	1,489	1,466	1,486
25/01/20	1,491	1,491	1,483	1,481		1,483	1,503	1,488	1,465	1,484
26/01/20	1,489	1,490	1,482	1,480		1,482	1,501	1,486	1,464	1,483
27/01/20	1,487	1,490	1,481	1,480		1,482	1,502	1,486	1,463	1,482
28/01/20	1,483	1,488	1,479	1,476		1,479	1,499	1,483	1,461	1,479
29/01/20	1,481	1,485	1,476	1,473		1,476	1,497	1,480	1,457	1,476

QUOTAZIONI E PREZZI GIORNALIERI – 01.01.2019 – 31.07.2020

Data	AGIP ENI	API IP	ESSO	Q8	EX SHELL	TAMOIL	EX TOTALERG	MEDIA MARCHI	NO-LOGO	MEDIA RETE
30/01/20	1,479	1,484	1,473	1,472		1,474	1,496	1,478	1,455	1,475
31/01/20	1,478	1,483	1,471	1,471		1,472	1,494	1,477	1,452	1,473
01/02/20	1,476	1,480	1,469	1,469		1,467	1,492	1,474	1,449	1,471
02/02/20	1,473	1,479	1,469	1,468		1,467	1,492	1,473	1,448	1,469
03/02/20	1,472	1,479	1,468	1,468		1,467	1,491	1,473	1,447	1,469
04/02/20	1,468	1,475	1,466	1,464		1,465	1,489	1,469	1,444	1,465
05/02/20	1,465	1,473	1,464	1,460		1,460	1,487	1,466	1,441	1,463
06/02/20	1,462	1,470	1,462	1,458		1,457	1,482	1,464	1,438	1,460
07/02/20	1,459	1,467	1,458	1,456		1,455	1,480	1,461	1,435	1,457
08/02/20	1,457	1,465	1,455	1,453		1,453	1,476	1,458	1,432	1,454
09/02/20	1,455	1,464	1,452	1,452		1,453	1,475	1,457	1,431	1,453
10/02/20	1,454	1,464	1,452	1,453		1,452	1,475	1,457	1,431	1,453
11/02/20	1,452	1,461	1,448	1,450		1,448	1,471	1,453	1,430	1,450
12/02/20	1,450	1,458	1,446	1,447		1,446	1,469	1,451	1,429	1,448
13/02/20	1,450	1,455	1,444	1,445		1,443	1,468	1,449	1,426	1,446
14/02/20	1,451	1,454	1,443	1,444		1,445	1,467	1,449	1,424	1,446
15/02/20	1,454	1,454	1,442	1,447		1,446	1,465	1,450	1,425	1,447
16/02/20	1,455	1,453	1,441	1,446		1,445	1,465	1,450	1,424	1,446
17/02/20	1,455	1,453	1,441	1,446		1,446	1,465	1,450	1,424	1,446
18/02/20	1,456	1,452	1,440	1,446		1,445	1,463	1,450	1,423	1,446
19/02/20	1,456	1,451	1,439	1,445		1,444	1,462	1,449	1,424	1,445
20/02/20	1,455	1,450	1,439	1,444		1,443	1,463	1,449	1,424	1,445
21/02/20	1,453	1,450	1,439	1,449		1,444	1,463	1,449	1,424	1,445
22/02/20	1,451	1,449	1,439	1,449		1,444	1,462	1,448	1,422	1,444
23/02/20	1,450	1,448	1,439	1,449		1,444	1,461	1,448	1,422	1,444
24/02/20	1,449	1,448	1,439	1,450		1,444	1,462	1,448	1,422	1,444
25/02/20	1,449	1,448	1,438	1,445		1,442	1,462	1,446	1,421	1,443
26/02/20	1,448	1,446	1,438	1,444		1,439	1,461	1,445	1,420	1,442
27/02/20	1,447	1,446	1,436	1,441		1,435	1,458	1,443	1,419	1,440
28/02/20	1,447	1,444	1,435	1,437		1,432	1,455	1,441	1,417	1,438
29/02/20	1,443	1,441	1,432	1,432		1,429	1,453	1,438	1,415	1,434
01/03/20	1,438	1,441	1,431	1,430		1,428	1,453	1,436	1,412	1,432
02/03/20	1,437	1,441	1,430	1,429		1,428	1,452	1,435	1,411	1,431

QUOTAZIONI E PREZZI GIORNALIERI – 01.01.2019 – 31.07.2020

Data	AGIP ENI	API IP	ESSO	Q8	EX SHELL	TAMOIL	EX TOTALERG	MEDIA MARCHI	NO-LOGO	MEDIA RETE
03/03/20	1,432	1,436	1,426	1,425		1,423	1,446	1,430	1,407	1,427
04/03/20	1,430	1,434	1,424	1,421		1,420	1,444	1,428	1,403	1,424
05/03/20	1,429	1,429	1,422	1,420		1,417	1,441	1,425	1,400	1,422
06/03/20	1,428	1,428	1,419	1,418		1,415	1,439	1,424	1,397	1,420
07/03/20	1,426	1,426	1,415	1,415		1,411	1,436	1,421	1,394	1,417
08/03/20	1,423	1,425	1,413	1,414		1,410	1,434	1,419	1,392	1,415
09/03/20	1,422	1,425	1,413	1,414		1,410	1,434	1,419	1,392	1,415
10/03/20	1,416	1,419	1,410	1,402		1,409	1,429	1,413	1,389	1,409
11/03/20	1,411	1,412	1,405	1,399		1,401	1,424	1,407	1,383	1,404
12/03/20	1,407	1,409	1,401	1,396		1,394	1,421	1,404	1,379	1,400
13/03/20	1,404	1,407	1,398	1,393		1,391	1,418	1,401	1,375	1,397
14/03/20	1,399	1,403	1,392	1,381		1,386	1,415	1,395	1,370	1,391
15/03/20	1,397	1,401	1,389	1,379		1,385	1,413	1,393	1,367	1,389
16/03/20	1,396	1,401	1,389	1,379		1,385	1,411	1,392	1,367	1,388
17/03/20	1,393	1,398	1,385	1,375		1,378	1,408	1,388	1,362	1,384
18/03/20	1,389	1,395	1,381	1,373		1,373	1,406	1,385	1,359	1,381
19/03/20	1,387	1,392	1,379	1,371		1,369	1,407	1,383	1,356	1,378
20/03/20	1,385	1,389	1,376	1,370		1,366	1,405	1,380	1,354	1,376
21/03/20	1,382	1,386	1,374	1,368		1,365	1,404	1,378	1,351	1,374
22/03/20	1,380	1,386	1,373	1,366		1,364	1,403	1,377	1,350	1,373
23/03/20	1,377	1,386	1,373	1,366		1,363	1,404	1,376	1,349	1,372
24/03/20	1,372	1,384	1,369	1,363		1,360	1,401	1,373	1,345	1,368
25/03/20	1,367	1,377	1,367	1,361		1,358	1,396	1,368	1,343	1,365
26/03/20	1,363	1,376	1,365	1,359		1,356	1,391	1,366	1,341	1,362
27/03/20	1,359	1,375	1,362	1,356		1,353	1,390	1,363	1,340	1,360
28/03/20	1,355	1,373	1,357	1,353		1,351	1,391	1,360	1,336	1,357
29/03/20	1,352	1,372	1,357	1,353		1,351	1,389	1,359	1,335	1,356
30/03/20	1,351	1,372	1,356	1,353		1,351	1,388	1,359	1,335	1,355
31/03/20	1,347	1,370	1,354	1,350		1,347	1,386	1,356	1,335	1,353
01/04/20	1,343	1,367	1,351	1,347		1,343	1,382	1,352	1,331	1,349
02/04/20	1,339	1,363	1,348	1,341		1,340	1,381	1,348	1,328	1,345
03/04/20	1,335	1,361	1,345	1,338		1,337	1,379	1,345	1,326	1,342
04/04/20	1,331	1,356	1,341	1,335		1,335	1,373	1,341	1,324	1,339

QUOTAZIONI E PREZZI GIORNALIERI – 01.01.2019 – 31.07.2020

Data	AGIP ENI	API IP	ESSO	Q8	EX SHELL	TAMOIL	EX TOTALERG	MEDIA MARCHI	NO-LOGO	MEDIA RETE
05/04/20	1,330	1,355	1,340	1,334		1,334	1,371	1,340	1,322	1,338
06/04/20	1,330	1,354	1,339	1,334		1,333	1,370	1,340	1,321	1,337
07/04/20	1,326	1,351	1,336	1,330		1,330	1,366	1,336	1,317	1,334
08/04/20	1,324	1,346	1,334	1,327		1,328	1,366	1,334	1,314	1,331
09/04/20	1,322	1,343	1,332	1,325		1,327	1,361	1,331	1,313	1,329
10/04/20	1,321	1,341	1,330	1,323		1,324	1,358	1,330	1,311	1,327
11/04/20	1,320	1,338	1,328	1,322		1,322	1,360	1,328	1,311	1,326
12/04/20	1,319	1,337	1,327	1,321		1,321	1,359	1,327	1,311	1,325
13/04/20	1,318	1,337	1,327	1,320		1,321	1,360	1,327	1,310	1,324
14/04/20	1,317	1,335	1,328	1,319		1,317	1,359	1,325	1,309	1,323
15/04/20	1,316	1,333	1,324	1,317		1,316	1,358	1,323	1,308	1,321
16/04/20	1,315	1,331	1,322	1,315		1,314	1,356	1,322	1,306	1,319
17/04/20	1,314	1,329	1,320	1,313		1,313	1,355	1,320	1,302	1,317
18/04/20	1,312	1,327	1,317	1,311		1,310	1,349	1,318	1,298	1,315
19/04/20	1,310	1,328	1,316	1,311		1,310	1,345	1,317	1,298	1,314
20/04/20	1,310	1,328	1,316	1,311		1,311	1,345	1,317	1,297	1,314
21/04/20	1,309	1,327	1,314	1,309		1,309	1,343	1,316	1,295	1,313
22/04/20	1,307	1,323	1,313	1,305		1,306	1,340	1,313	1,292	1,310
23/04/20	1,304	1,321	1,310	1,302		1,302	1,336	1,310	1,288	1,307
24/04/20	1,299	1,316	1,307	1,300		1,300	1,333	1,306	1,284	1,303
25/04/20	1,294	1,314	1,304	1,296		1,294	1,332	1,302	1,280	1,299
26/04/20	1,293	1,312	1,303	1,295		1,294	1,332	1,301	1,279	1,298
27/04/20	1,290	1,312	1,303	1,295		1,294	1,330	1,300	1,278	1,297
28/04/20	1,283	1,308	1,298	1,290		1,287	1,325	1,295	1,273	1,292
29/04/20	1,278	1,306	1,295	1,286		1,285	1,320	1,291	1,271	1,288
30/04/20	1,274	1,304	1,292	1,282		1,280	1,315	1,288	1,267	1,285
01/05/20	1,271	1,298	1,288	1,279		1,277	1,313	1,284	1,263	1,281
02/05/20	1,270	1,296	1,288	1,278		1,276	1,310	1,283	1,262	1,280
03/05/20	1,268	1,295	1,287	1,278		1,276	1,310	1,282	1,260	1,279
04/05/20	1,266	1,295	1,287	1,278		1,277	1,310	1,281	1,259	1,278
05/05/20	1,262	1,289	1,284	1,271		1,269	1,307	1,276	1,254	1,273
06/05/20	1,259	1,288	1,279	1,269		1,266	1,300	1,273	1,250	1,270
07/05/20	1,256	1,282	1,275	1,265		1,260	1,295	1,269	1,245	1,265

QUOTAZIONI E PREZZI GIORNALIERI – 01.01.2019 – 31.07.2020

Data	AGIP ENI	API IP	ESSO	Q8	EX SHELL	TAMOIL	EX TOTALERG	MEDIA MARCHI	NO-LOGO	MEDIA RETE
08/05/20	1,256	1,280	1,276	1,263		1,259	1,295	1,268	1,245	1,265
09/05/20	1,255	1,277	1,272	1,263		1,255	1,294	1,266	1,242	1,263
10/05/20	1,254	1,276	1,270	1,262		1,256	1,291	1,265	1,240	1,261
11/05/20	1,254	1,276	1,268	1,273		1,255	1,289	1,267	1,240	1,263
12/05/20	1,254	1,273	1,266	1,273		1,251	1,283	1,265	1,239	1,261
13/05/20	1,254	1,269	1,264	1,273		1,249	1,282	1,264	1,238	1,260
14/05/20	1,254	1,268	1,264	1,268		1,247	1,281	1,262	1,238	1,259
15/05/20	1,254	1,267	1,263	1,265		1,245	1,279	1,261	1,235	1,257
16/05/20	1,255	1,266	1,262	1,264		1,242	1,277	1,260	1,234	1,256
17/05/20	1,257	1,265	1,260	1,265		1,242	1,276	1,260	1,233	1,256
18/05/20	1,257	1,265	1,260	1,265		1,242	1,277	1,260	1,231	1,256
19/05/20	1,261	1,270	1,261	1,263		1,238	1,280	1,262	1,232	1,258
20/05/20	1,265	1,279	1,259	1,269		1,242	1,285	1,267	1,230	1,261
21/05/20	1,269	1,281	1,259	1,268		1,243	1,290	1,268	1,231	1,263
22/05/20	1,273	1,284	1,261	1,270		1,245	1,291	1,271	1,234	1,266
23/05/20	1,275	1,285	1,262	1,270		1,246	1,292	1,272	1,235	1,267
24/05/20	1,275	1,284	1,262	1,269		1,246	1,292	1,272	1,234	1,266
25/05/20	1,275	1,285	1,262	1,270		1,247	1,292	1,272	1,234	1,267
26/05/20	1,275	1,289	1,263	1,270		1,249	1,296	1,274	1,234	1,268
27/05/20	1,276	1,289	1,264	1,269		1,251	1,297	1,274	1,235	1,269
28/05/20	1,277	1,290	1,263	1,269		1,251	1,298	1,275	1,234	1,269
29/05/20	1,277	1,289	1,262	1,266		1,250	1,300	1,273	1,233	1,267
30/05/20	1,276	1,289	1,261	1,263		1,249	1,299	1,272	1,232	1,266
31/05/20	1,276	1,288	1,261	1,263		1,248	1,297	1,272	1,233	1,266
01/06/20	1,276	1,288	1,261	1,263		1,248	1,296	1,272	1,233	1,266
02/06/20	1,277	1,282	1,261	1,261		1,248	1,293	1,270	1,234	1,265
03/06/20	1,276	1,282	1,260	1,260		1,247	1,291	1,269	1,235	1,264
04/06/20	1,276	1,284	1,261	1,259		1,252	1,289	1,270	1,235	1,265
05/06/20	1,276	1,282	1,264	1,272		1,254	1,289	1,273	1,235	1,267
06/06/20	1,276	1,282	1,262	1,273		1,255	1,289	1,273	1,236	1,267
07/06/20	1,276	1,281	1,263	1,273		1,256	1,290	1,273	1,236	1,268
08/06/20	1,277	1,280	1,262	1,273		1,256	1,289	1,273	1,236	1,267
09/06/20	1,279	1,281	1,267	1,274		1,263	1,291	1,275	1,237	1,270

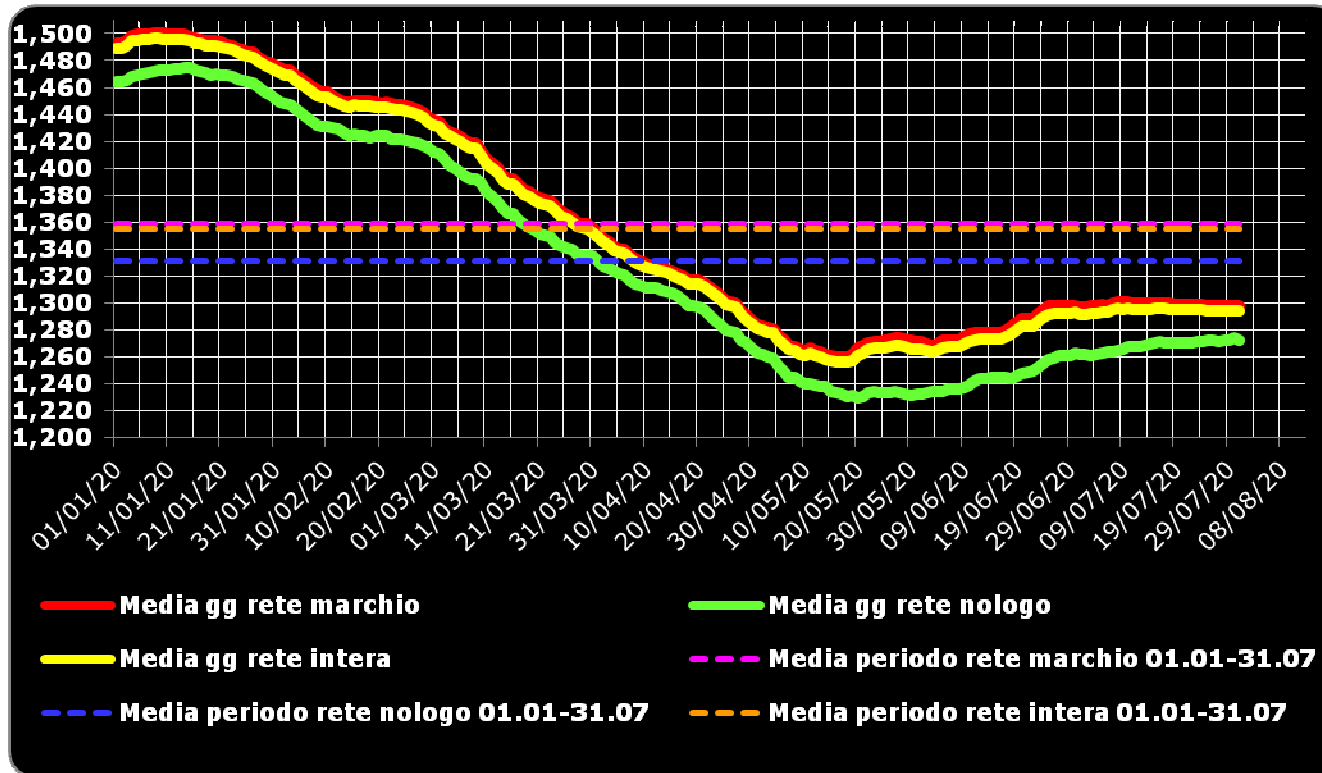
QUOTAZIONI E PREZZI GIORNALIERI – 01.01.2019 – 31.07.2020

Data	AGIP ENI	API IP	ESSO	Q8	EX SHELL	TAMOIL	EX TOTALERG	MEDIA MARCHI	NO-LOGO	MEDIA RETE
10/06/20	1,283	1,283	1,270	1,274		1,265	1,290	1,277	1,239	1,272
11/06/20	1,284	1,286	1,271	1,272		1,265	1,292	1,278	1,242	1,273
12/06/20	1,285	1,287	1,271	1,270		1,266	1,289	1,278	1,244	1,273
13/06/20	1,286	1,288	1,272	1,268		1,266	1,290	1,279	1,244	1,274
14/06/20	1,285	1,288	1,271	1,268		1,265	1,289	1,278	1,245	1,273
15/06/20	1,285	1,288	1,271	1,268		1,265	1,289	1,278	1,245	1,274
16/06/20	1,287	1,287	1,270	1,266		1,266	1,291	1,278	1,245	1,273
17/06/20	1,290	1,288	1,271	1,273		1,265	1,292	1,280	1,245	1,275
18/06/20	1,296	1,292	1,269	1,273		1,267	1,296	1,283	1,244	1,277
19/06/20	1,301	1,292	1,271	1,279		1,268	1,297	1,286	1,246	1,280
20/06/20	1,302	1,292	1,273	1,286		1,271	1,298	1,288	1,248	1,283
21/06/20	1,302	1,292	1,274	1,286		1,271	1,295	1,288	1,249	1,283
22/06/20	1,303	1,292	1,275	1,286		1,271	1,295	1,289	1,250	1,283
23/06/20	1,306	1,295	1,276	1,293		1,278	1,299	1,293	1,253	1,287
24/06/20	1,310	1,297	1,279	1,294		1,282	1,294	1,295	1,255	1,290
25/06/20	1,312	1,299	1,282	1,295		1,288	1,299	1,298	1,258	1,292
26/06/20	1,313	1,299	1,284	1,296		1,288	1,305	1,299	1,259	1,293
27/06/20	1,313	1,299	1,285	1,294		1,288	1,305	1,298	1,261	1,293
28/06/20	1,313	1,298	1,285	1,293		1,288	1,302	1,298	1,261	1,292
29/06/20	1,314	1,299	1,285	1,294		1,287	1,302	1,298	1,261	1,293
30/06/20	1,314	1,299	1,285	1,293		1,286	1,301	1,298	1,263	1,293
01/07/20	1,314	1,299	1,285	1,292		1,285	1,301	1,297	1,262	1,292
02/07/20	1,314	1,298	1,285	1,293		1,283	1,300	1,297	1,262	1,292
03/07/20	1,314	1,297	1,285	1,298		1,283	1,303	1,298	1,261	1,292
04/07/20	1,314	1,297	1,285	1,299		1,284	1,305	1,298	1,262	1,293
05/07/20	1,314	1,298	1,286	1,299		1,285	1,305	1,299	1,263	1,294
06/07/20	1,314	1,298	1,285	1,299		1,285	1,306	1,299	1,264	1,294
07/07/20	1,314	1,298	1,287	1,305		1,288	1,307	1,300	1,264	1,295
08/07/20	1,314	1,298	1,289	1,305		1,293	1,309	1,301	1,265	1,296
09/07/20	1,314	1,298	1,290	1,302		1,294	1,308	1,301	1,266	1,296
10/07/20	1,314	1,298	1,290	1,300		1,296	1,310	1,301	1,268	1,296
11/07/20	1,314	1,299	1,291	1,297		1,296	1,309	1,300	1,268	1,296
12/07/20	1,314	1,298	1,291	1,297		1,296	1,307	1,300	1,268	1,295

QUOTAZIONI E PREZZI GIORNALIERI – 01.01.2019 – 31.07.2020

Data	AGIP ENI	API IP	ESSO	Q8	EX SHELL	TAMOIL	EX TOTALERG	MEDIA MARCHI	NO-LOGO	MEDIA RETE
13/07/20	1,314	1,298	1,291	1,296		1,296	1,307	1,300	1,269	1,295
14/07/20	1,314	1,298	1,291	1,297		1,295	1,310	1,300	1,270	1,296
15/07/20	1,314	1,299	1,291	1,296		1,296	1,312	1,300	1,271	1,296
16/07/20	1,314	1,299	1,290	1,295		1,295	1,311	1,300	1,272	1,296
17/07/20	1,315	1,298	1,290	1,295		1,296	1,311	1,311	1,271	1,305
18/07/20	1,315	1,297	1,290	1,294		1,295	1,314	1,300	1,271	1,296
19/07/20	1,315	1,297	1,289	1,294		1,295	1,311	1,300	1,271	1,295
20/07/20	1,315	1,297	1,289	1,294		1,295	1,309	1,300	1,271	1,295
21/07/20	1,315	1,298	1,290	1,293		1,293	1,309	1,299	1,271	1,295
22/07/20	1,315	1,297	1,290	1,293		1,290	1,315	1,299	1,271	1,295
23/07/20	1,315	1,297	1,290	1,293		1,290	1,312	1,299	1,272	1,295
24/07/20	1,315	1,298	1,289	1,293		1,289	1,310	1,299	1,272	1,295
25/07/20	1,314	1,297	1,290	1,292		1,289	1,310	1,298	1,273	1,295
26/07/20	1,314	1,297	1,291	1,292		1,290	1,308	1,298	1,273	1,295
27/07/20	1,314	1,297	1,291	1,292		1,290	1,308	1,298	1,272	1,295
28/07/20	1,315	1,297	1,290	1,290		1,291	1,313	1,298	1,273	1,295
29/07/20	1,314	1,297	1,291	1,291		1,291	1,314	1,298	1,273	1,295
30/07/20	1,314	1,297	1,291	1,291		1,290	1,313	1,298	1,274	1,295
31/07/20	1,314	1,297	1,291	1,290		1,289	1,311	1,298	1,273	1,294
<b>MEDIA</b>	<b>1,362</b>	<b>1,365</b>	<b>1,353</b>	<b>1,354</b>		<b>1,350</b>	<b>1,377</b>	<b>1,359</b>	<b>1,331</b>	<b>1,355</b>

## Grafico prezzi gasolio self media rete di marchio, rete no-logo e rete intera - Euro/litro



## SEZIONE 2.4 – PREZZI ITALIA: RETE DI MARCHIO SERVITO – MEDIA RETE DI MARCHIO, RETE NO-LOGO E RETE GENERALE – GASOLIO – EURO/LITRO

Data	AGIP ENI	API IP	ESSO	Q8	EX SHELL	TAMOIL	EX TOTALERG	MEDIA MARCHI	NO-LOGO	MEDIA RETE
01/01/20	1,672	1,695	1,634	1,668	1,459	1,583	1,653	1,655	1,505	1,627
02/01/20	1,675	1,695	1,634	1,666	1,459	1,583	1,653	1,656	1,506	1,628
03/01/20	1,682	1,701	1,634	1,663	1,439	1,585	1,655	1,660	1,507	1,631
04/01/20	1,686	1,706	1,637	1,666	1,439	1,598	1,656	1,665	1,509	1,635
05/01/20	1,687	1,707	1,639	1,663	1,469	1,599	1,656	1,666	1,510	1,636
06/01/20	1,687	1,707	1,638	1,661	1,469	1,599	1,657	1,666	1,510	1,636
07/01/20	1,688	1,713	1,640	1,664	1,469	1,599	1,660	1,668	1,511	1,639
08/01/20	1,690	1,710	1,638	1,664	1,439	1,604	1,659	1,669	1,512	1,639
09/01/20	1,690	1,710	1,639	1,663	1,439	1,608	1,660	1,669	1,513	1,639
10/01/20	1,690	1,711	1,642	1,665	1,439	1,604	1,660	1,669	1,514	1,638
11/01/20	1,690	1,710	1,643	1,663	1,439	1,600	1,660	1,668	1,515	1,637
12/01/20	1,690	1,708	1,644	1,664	1,439	1,598	1,661	1,668	1,516	1,637
13/01/20	1,690	1,709	1,644	1,663	1,439	1,600	1,661	1,668	1,516	1,638
14/01/20	1,690	1,710	1,643	1,660	1,439	1,598	1,662	1,668	1,516	1,638
15/01/20	1,689	1,711	1,644	1,660	0,000	1,597	1,658	1,667	1,517	1,638
16/01/20	1,689	1,711	1,642	1,660	1,469	1,595	1,658	1,667	1,515	1,637
17/01/20	1,688	1,708	1,643	1,661	1,469	1,596	1,658	1,666	1,513	1,637
18/01/20	1,687	1,704	1,640	1,658	1,469	1,593	1,658	1,664	1,512	1,635
19/01/20	1,686	1,705	1,640	1,657	1,469	1,595	1,659	1,664	1,511	1,635
20/01/20	1,685	1,704	1,640	1,656	1,469	1,594	1,658	1,664	1,512	1,634
21/01/20	1,684	1,704	1,638	1,655	1,469	1,592	1,658	1,663	1,512	1,633
22/01/20	1,683	1,702	1,636	1,654	1,449	1,590	1,659	1,662	1,512	1,632
23/01/20	1,682	1,702	1,635	1,653	1,449	1,589	1,659	1,661	1,510	1,631
24/01/20	1,680	1,703	1,635	1,652	1,449	1,589	1,657	1,660	1,510	1,631
25/01/20	1,677	1,702	1,634	1,650	1,449	1,585	1,656	1,658	1,509	1,629
26/01/20	1,675	1,702	1,633	1,651	1,449	1,584	1,654	1,657	1,508	1,628
27/01/20	1,674	1,703	1,633	1,653	1,449	1,584	1,654	1,657	1,507	1,628
28/01/20	1,670	1,703	1,631	1,654	1,449	1,583	1,654	1,656	1,504	1,627
29/01/20	1,667	1,701	1,628	1,655	1,449	1,580	1,653	1,654	1,500	1,624

QUOTAZIONI E PREZZI GIORNALIERI – 01.01.2019 – 31.07.2020

Data	AGIP ENI	API IP	ESSO	Q8	EX SHELL	TAMOIL	EX TOTALERG	MEDIA MARCHI	NO-LOGO	MEDIA RETE
30/01/20	1,666	1,699	1,625	1,654	1,449	1,578	1,650	1,652	1,497	1,621
31/01/20	1,665	1,697	1,622	1,656	1,449	1,575	1,649	1,650	1,495	1,620
01/02/20	1,663	1,694	1,620	1,654	1,449	1,569	1,646	1,647	1,491	1,616
02/02/20	1,660	1,692	1,621	1,655	1,449	1,567	1,646	1,646	1,490	1,615
03/02/20	1,659	1,691	1,621	1,652	1,449	1,569	1,645	1,646	1,489	1,615
04/02/20	1,656	1,687	1,618	1,651	1,409	1,567	1,642	1,642	1,487	1,611
05/02/20	1,652	1,684	1,616	1,647	1,409	1,566	1,640	1,640	1,485	1,609
06/02/20	1,650	1,683	1,615	1,651	1,409	1,563	1,637	1,639	1,481	1,608
07/02/20	1,648	1,681	1,613	1,648	1,409	1,562	1,634	1,637	1,479	1,606
08/02/20	1,646	1,681	1,609	1,649	1,449	1,559	1,630	1,635	1,477	1,604
09/02/20	1,644	1,678	1,607	1,648	1,449	1,559	1,629	1,633	1,476	1,602
10/02/20	1,644	1,678	1,606	1,649	1,449	1,559	1,629	1,633	1,476	1,602
11/02/20	1,641	1,676	1,603	1,648	1,429	1,555	1,626	1,630	1,474	1,600
12/02/20	1,640	1,673	1,599	1,644	1,429	1,552	1,624	1,627	1,472	1,598
13/02/20	1,639	1,672	1,597	1,641	1,429	1,551	1,625	1,626	1,470	1,596
14/02/20	1,640	1,672	1,597	1,640	1,429	1,553	1,623	1,626	1,469	1,596
15/02/20	1,644	1,670	1,596	1,637	1,429	1,554	1,622	1,626	1,468	1,597
16/02/20	1,645	1,670	1,595	1,635	1,429	1,553	1,621	1,626	1,467	1,596
17/02/20	1,645	1,669	1,595	1,636	1,429	1,554	1,621	1,627	1,467	1,596
18/02/20	1,646	1,668	1,596	1,631	1,429	1,551	1,622	1,626	1,467	1,596
19/02/20	1,646	1,669	1,595	1,632	1,429	1,551	1,618	1,626	1,468	1,595
20/02/20	1,645	1,668	1,596	1,633	1,429	1,551	1,616	1,626	1,468	1,595
21/02/20	1,644	1,668	1,595	1,633	1,429	1,551	1,616	1,625	1,468	1,595
22/02/20	1,642	1,666	1,595	1,636	1,429	1,551	1,615	1,624	1,468	1,594
23/02/20	1,641	1,665	1,596	1,636	1,429	1,551	1,616	1,624	1,468	1,594
24/02/20	1,641	1,665	1,595	1,635	1,429	1,552	1,616	1,623	1,468	1,594
25/02/20	1,640	1,664	1,593	1,634	1,429	1,548	1,612	1,622	1,466	1,592
26/02/20	1,638	1,664	1,591	1,633	1,429	1,547	1,613	1,621	1,465	1,592
27/02/20	1,638	1,663	1,590	1,633	1,429	1,542	1,611	1,620	1,464	1,591
28/02/20	1,638	1,660	1,590	1,632	1,429	1,540	1,611	1,618	1,462	1,589
29/02/20	1,635	1,660	1,586	1,632	1,429	1,535	1,609	1,616	1,458	1,585
01/03/20	1,631	1,661	1,584	1,629	1,429	1,535	1,610	1,614	1,456	1,583
02/03/20	1,629	1,661	1,584	1,627	1,429	1,534	1,608	1,613	1,455	1,582

QUOTAZIONI E PREZZI GIORNALIERI – 01.01.2019 – 31.07.2020

Data	AGIP ENI	API IP	ESSO	Q8	EX SHELL	TAMOIL	EX TOTALERG	MEDIA MARCHI	NO- LOGO	MEDIA RETE
03/03/20	1,625	1,657	1,582	1,624	1,429	1,532	1,603	1,610	1,451	1,579
04/03/20	1,623	1,656	1,580	1,620	1,429	1,530	1,601	1,608	1,447	1,577
05/03/20	1,621	1,654	1,576	1,619	1,409	1,526	1,596	1,606	1,444	1,574
06/03/20	1,620	1,654	1,573	1,615	1,409	1,524	1,594	1,604	1,440	1,572
07/03/20	1,618	1,651	1,570	1,612	1,409	1,521	1,593	1,602	1,438	1,570
08/03/20	1,616	1,650	1,570	1,611	1,409	1,521	1,591	1,600	1,436	1,568
09/03/20	1,615	1,650	1,570	1,612	1,409	1,521	1,590	1,600	1,436	1,568
10/03/20	1,609	1,646	1,565	1,608	1,409	1,518	1,587	1,595	1,434	1,564
11/03/20	1,605	1,637	1,561	1,604	1,379	1,512	1,583	1,590	1,429	1,559
12/03/20	1,601	1,634	1,555	1,601	1,379	1,504	1,580	1,585	1,424	1,554
13/03/20	1,597	1,631	1,552	1,597	1,359	1,501	1,576	1,582	1,420	1,550
14/03/20	1,593	1,629	1,547	1,592	1,359	1,498	1,573	1,578	1,416	1,546
15/03/20	1,591	1,627	1,545	1,592	1,359	1,497	1,573	1,577	1,413	1,545
16/03/20	1,590	1,627	1,544	1,590	1,359	1,497	1,574	1,577	1,412	1,544
17/03/20	1,586	1,625	1,541	1,586	1,359	1,494	1,569	1,573	1,408	1,540
18/03/20	1,583	1,618	1,537	1,585	1,359	1,490	1,561	1,568	1,406	1,535
19/03/20	1,580	1,617	1,534	1,583	1,359	1,485	1,563	1,566	1,403	1,533
20/03/20	1,578	1,613	1,532	1,583	1,268	1,483	1,563	1,564	1,402	1,531
21/03/20	1,576	1,613	1,530	1,583	1,268	1,480	1,563	1,562	1,400	1,530
22/03/20	1,574	1,613	1,531	1,579	1,268	1,478	1,560	1,561	1,400	1,529
23/03/20	1,572	1,612	1,530	1,579	1,268	1,476	1,562	1,560	1,398	1,528
24/03/20	1,568	1,610	1,528	1,576	1,299	1,473	1,561	1,557	1,396	1,526
25/03/20	1,563	1,605	1,525	1,575	1,299	1,472	1,556	1,554	1,393	1,522
26/03/20	1,558	1,604	1,523	1,576	1,299	1,473	1,551	1,551	1,391	1,520
27/03/20	1,554	1,603	1,520	1,575	1,299	1,471	1,549	1,549	1,390	1,519
28/03/20	1,549	1,601	1,517	1,575	1,299	1,471	1,548	1,546	1,385	1,515
29/03/20	1,547	1,600	1,516	1,572	1,299	1,470	1,549	1,545	1,385	1,514
30/03/20	1,546	1,601	1,514	1,571	1,299	1,470	1,546	1,544	1,385	1,514
31/03/20	1,542	1,599	1,513	1,568	1,299	1,467	1,547	1,542	1,383	1,512
01/04/20	1,537	1,594	1,511	1,567	1,299	1,459	1,541	1,537	1,380	1,507
02/04/20	1,534	1,587	1,507	1,561	1,299	1,460	1,537	1,533	1,378	1,504
03/04/20	1,530	1,584	1,505	1,559	1,299	1,459	1,535	1,531	1,376	1,501
04/04/20	1,527	1,583	1,502	1,557	1,299	1,455	1,531	1,528	1,374	1,498

QUOTAZIONI E PREZZI GIORNALIERI – 01.01.2019 – 31.07.2020

Data	AGIP ENI	API IP	ESSO	Q8	EX SHELL	TAMOIL	EX TOTALERG	MEDIA MARCHI	NO-LOGO	MEDIA RETE
05/04/20	1,525	1,582	1,501	1,556	1,189	1,453	1,529	1,527	1,372	1,497
06/04/20	1,524	1,581	1,500	1,558	1,189	1,453	1,529	1,526	1,371	1,496
07/04/20	1,521	1,581	1,497	1,551	1,189	1,452	1,521	1,523	1,367	1,493
08/04/20	1,519	1,579	1,495	1,551	1,189	1,451	1,521	1,522	1,366	1,492
09/04/20	1,517	1,581	1,493	1,553	1,189	1,449	1,516	1,521	1,363	1,490
10/04/20	1,516	1,574	1,491	1,544	1,189	1,447	1,513	1,517	1,360	1,486
11/04/20	1,515	1,569	1,491	1,545	1,189	1,443	1,515	1,515	1,362	1,485
12/04/20	1,513	1,568	1,491	1,543	1,189	1,444	1,514	1,514	1,359	1,484
13/04/20	1,513	1,569	1,491	1,541	1,189	1,443	1,516	1,514	1,359	1,484
14/04/20	1,512	1,572	1,493	1,543	1,189	1,434	1,518	1,514	1,361	1,485
15/04/20	1,511	1,568	1,488	1,538	1,189	1,441	1,517	1,512	1,357	1,482
16/04/20	1,510	1,566	1,485	1,534	1,189	1,439	1,515	1,511	1,357	1,481
17/04/20	1,509	1,566	1,483	1,532	1,189	1,434	1,513	1,509	1,354	1,478
18/04/20	1,506	1,564	1,477	1,532	1,189	1,431	1,505	1,505	1,350	1,475
19/04/20	1,505	1,564	1,477	1,532	1,189	1,431	1,504	1,505	1,350	1,475
20/04/20	1,505	1,565	1,477	1,532	1,189	1,431	1,504	1,505	1,349	1,475
21/04/20	1,503	1,562	1,474	1,528	1,189	1,431	1,502	1,503	1,346	1,473
22/04/20	1,501	1,558	1,471	1,521	1,189	1,427	1,498	1,500	1,344	1,469
23/04/20	1,497	1,558	1,469	1,520	1,189	1,425	1,493	1,497	1,339	1,467
24/04/20	1,493	1,551	1,465	1,518	1,189	1,422	1,489	1,493	1,335	1,462
25/04/20	1,489	1,548	1,464	1,515	1,189	1,419	1,488	1,490	1,330	1,459
26/04/20	1,487	1,546	1,463	1,516	1,189	1,419	1,486	1,489	1,328	1,457
27/04/20	1,485	1,546	1,463	1,514	1,189	1,418	1,483	1,488	1,327	1,457
28/04/20	1,479	1,543	1,459	1,509	1,189	1,409	1,480	1,483	1,323	1,452
29/04/20	1,474	1,540	1,457	1,504	1,189	1,410	1,476	1,479	1,322	1,448
30/04/20	1,470	1,534	1,453	1,500	1,189	1,406	1,471	1,475	1,317	1,444
01/05/20	1,467	1,533	1,451	1,499	1,189	1,404	1,470	1,473	1,314	1,442
02/05/20	1,465	1,528	1,453	1,498	1,189	1,401	1,470	1,471	1,315	1,441
03/05/20	1,463	1,527	1,451	1,498	1,189	1,399	1,467	1,470	1,314	1,439
04/05/20	1,462	1,527	1,450	1,496	1,189	1,398	1,467	1,469	1,313	1,439
05/05/20	1,456	1,524	1,447	1,491	1,189	1,393	1,463	1,464	1,305	1,433
06/05/20	1,453	1,524	1,442	1,491	1,189	1,391	1,457	1,462	1,300	1,430
07/05/20	1,451	1,520	1,436	1,481	1,189	1,382	1,449	1,457	1,295	1,426

QUOTAZIONI E PREZZI GIORNALIERI – 01.01.2019 – 31.07.2020

Data	AGIP ENI	API IP	ESSO	Q8	EX SHELL	TAMOIL	EX TOTALERG	MEDIA MARCHI	NO- LOGO	MEDIA RETE
08/05/20	1,451	1,519	1,436	1,484	1,189	1,382	1,448	1,456	1,292	1,425
09/05/20	1,448	1,518	1,432	1,482	1,189	1,381	1,447	1,454	1,292	1,423
10/05/20	1,449	1,517	1,431	1,478	1,189	1,380	1,449	1,454	1,289	1,422
11/05/20	1,448	1,515	1,430	1,478	1,189	1,379	1,448	1,453	1,290	1,422
12/05/20	1,448	1,512	1,431	1,474	1,189	1,372	1,443	1,450	1,290	1,419
13/05/20	1,448	1,509	1,429	1,471	1,189	1,370	1,443	1,449	1,288	1,418
14/05/20	1,449	1,506	1,428	1,472	1,189	1,367	1,441	1,448	1,288	1,417
15/05/20	1,449	1,504	1,427	1,471	1,189	1,368	1,439	1,447	1,285	1,416
16/05/20	1,450	1,504	1,427	1,473	1,189	1,370	1,438	1,448	1,283	1,416
17/05/20	1,451	1,506	1,424	1,475	1,189	1,370	1,435	1,448	1,282	1,417
18/05/20	1,451	1,506	1,423	1,475	1,189	1,368	1,436	1,448	1,280	1,416
19/05/20	1,454	1,510	1,423	1,471	1,189	1,365	1,439	1,450	1,279	1,418
20/05/20	1,457	1,511	1,422	1,474	1,189	1,366	1,444	1,451	1,280	1,420
21/05/20	1,461	1,516	1,424	1,474		1,368	1,450	1,455	1,280	1,422
22/05/20	1,465	1,515	1,425	1,472	1,189	1,369	1,453	1,456	1,282	1,424
23/05/20	1,466	1,515	1,425	1,473	1,189	1,370	1,452	1,457	1,282	1,425
24/05/20	1,466	1,516	1,426	1,471	1,189	1,370	1,453	1,457	1,280	1,424
25/05/20	1,467	1,516	1,426	1,470	1,189	1,370	1,455	1,457	1,281	1,425
26/05/20	1,468	1,517	1,425	1,472	1,189	1,373	1,454	1,458	1,282	1,426
27/05/20	1,468	1,517	1,425	1,472	1,189	1,373	1,455	1,458	1,281	1,425
28/05/20	1,469	1,516	1,425	1,472	1,229	1,375	1,452	1,458	1,283	1,425
29/05/20	1,469	1,516	1,423	1,473	1,229	1,375	1,451	1,457	1,282	1,423
30/05/20	1,468	1,517	1,423	1,473	1,229	1,371	1,454	1,457	1,281	1,422
31/05/20	1,467	1,517	1,422	1,470	1,229	1,369	1,452	1,456	1,281	1,422
01/06/20	1,468	1,517	1,423	1,470	1,229	1,369	1,451	1,456	1,282	1,423
02/06/20	1,469	1,517	1,423	1,468	1,229	1,370	1,450	1,456	1,282	1,422
03/06/20	1,470	1,513	1,423	1,467	1,229	1,368	1,446	1,454	1,282	1,421
04/06/20	1,470	1,517	1,422	1,468	1,229	1,370	1,445	1,455	1,282	1,422
05/06/20	1,469	1,516	1,425	1,474	1,229	1,372	1,446	1,456	1,280	1,423
06/06/20	1,469	1,511	1,424	1,473	1,229	1,375	1,446	1,456	1,282	1,422
07/06/20	1,469	1,513	1,423	1,474	1,229	1,375	1,449	1,456	1,282	1,422
08/06/20	1,470	1,513	1,423	1,473	1,229	1,375	1,449	1,457	1,283	1,423
09/06/20	1,472	1,508	1,427	1,477	1,229	1,380	1,443	1,457	1,284	1,424

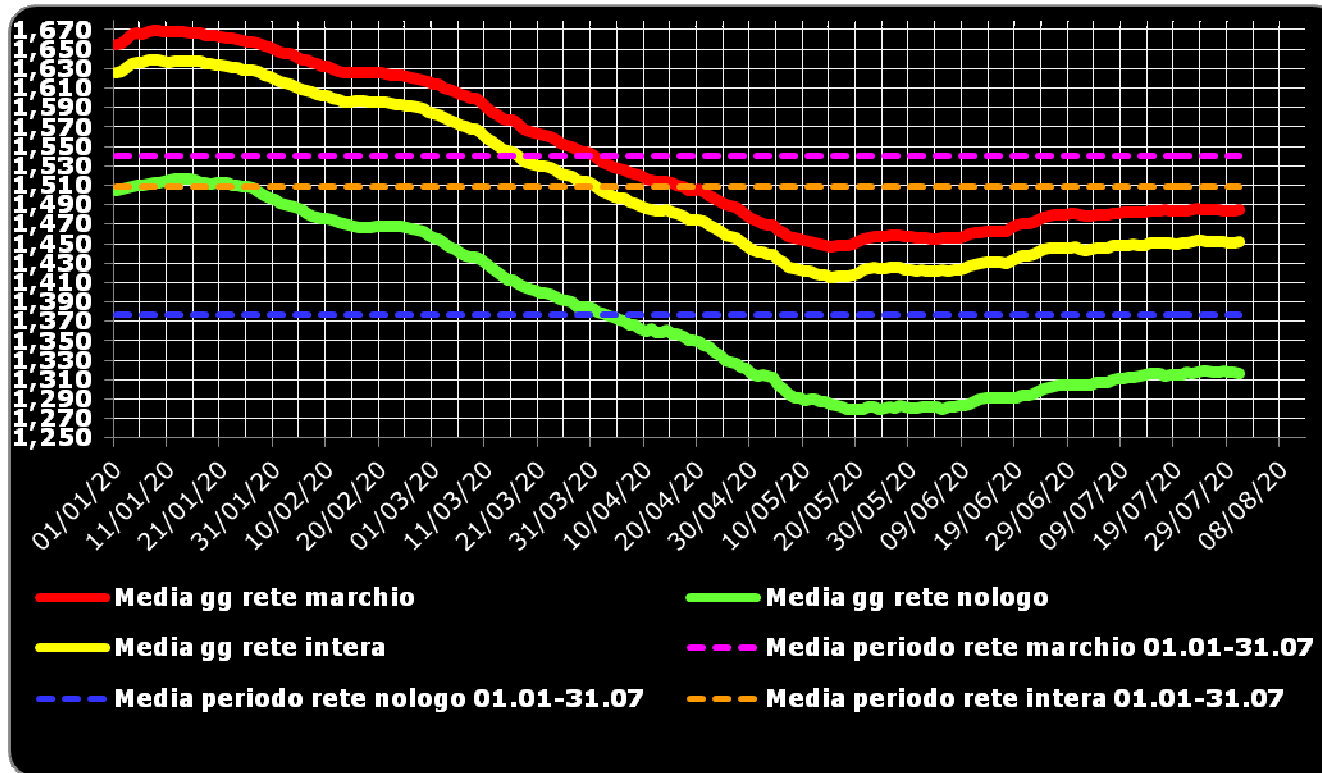
**QUOTAZIONI E PREZZI GIORNALIERI – 01.01.2019 – 31.07.2020**

<b>Data</b>	<b>AGIP ENI</b>	<b>API IP</b>	<b>ESSO</b>	<b>Q8</b>	<b>EX SHELL</b>	<b>TAMOIL</b>	<b>EX TOTALERG</b>	<b>MEDIA MARCHI</b>	<b>NO-LOGO</b>	<b>MEDIA RETE</b>
10/06/20	1,476	1,501	1,429	1,478	1,229	1,384	1,403	1,460	1,285	1,427
11/06/20	1,477	1,503	1,430	1,474	1,229	1,383	1,404	1,461	1,288	1,429
12/06/20	1,477	1,505	1,430	1,472	1,259	1,384	1,404	1,462	1,290	1,430
13/06/20	1,478	1,507	1,431	1,473	1,259	1,385	1,404	1,463	1,291	1,431
14/06/20	1,478	1,508	1,431	1,471	1,259	1,385	1,401	1,463	1,291	1,431
15/06/20	1,478	1,507	1,430	1,471	1,259	1,385	1,401	1,462	1,291	1,431
16/06/20	1,479	1,508	1,431	1,472	1,259	1,384	1,407	1,463	1,291	1,431
17/06/20	1,481	1,508	1,431	1,473	1,259	1,381	1,404	1,463	1,291	1,429
18/06/20	1,488	1,508	1,429	1,473	1,259	1,385	1,410	1,466	1,291	1,433
19/06/20	1,493	1,509	1,433	1,474	1,259	1,385	1,411	1,469	1,292	1,435
20/06/20	1,495	1,510	1,435	1,478	1,259	1,389	1,415	1,471	1,294	1,438
21/06/20	1,494	1,509	1,436	1,478	1,259	1,389	1,414	1,471	1,294	1,438
22/06/20	1,495	1,510	1,437	1,478	1,259	1,389	1,413	1,471	1,295	1,439
23/06/20	1,498	1,515	1,437	1,482	1,259	1,394	1,409	1,475	1,298	1,441
24/06/20	1,502	1,516	1,439	1,482	1,259	1,399	1,391	1,477	1,300	1,444
25/06/20	1,504	1,517	1,441	1,484	1,259	1,404	1,390	1,479	1,302	1,445
26/06/20	1,505	1,518	1,443	1,487	1,259	1,404	1,391	1,480	1,303	1,445
27/06/20	1,505	1,518	1,445	1,487	1,259	1,403	1,392	1,480	1,304	1,446
28/06/20	1,505	1,517	1,444	1,486	1,259	1,403	1,396	1,480	1,304	1,445
29/06/20	1,506	1,517	1,445	1,486	1,259	1,402	1,395	1,480	1,305	1,446
30/06/20	1,506	1,518	1,445	1,490	1,259	1,401	1,394	1,481	1,305	1,447
01/07/20	1,506	1,518	1,445	1,490	1,259	1,398	1,395	1,479	1,304	1,443
02/07/20	1,507	1,515	1,446	1,490	1,259	1,396	1,398	1,479	1,304	1,443
03/07/20	1,507	1,515	1,445	1,492	1,259	1,395	1,401	1,479	1,305	1,444
04/07/20	1,508	1,515	1,445	1,494	1,259	1,396	1,394	1,479	1,307	1,445
05/07/20	1,508	1,515	1,447	1,491	1,259	1,396	1,392	1,479	1,307	1,445
06/07/20	1,508	1,515	1,447	1,493	1,259	1,396	1,393	1,480	1,307	1,446
07/07/20	1,508	1,519	1,447	1,496	1,259	1,399	1,390	1,481	1,310	1,448
08/07/20	1,508	1,516	1,447	1,500	1,259	1,403	1,396	1,481	1,311	1,448
09/07/20	1,508	1,519	1,449	1,499	1,259	1,403	1,392	1,482	1,311	1,448
10/07/20	1,507	1,520	1,450	1,498	1,259	1,404	1,394	1,483	1,312	1,448
11/07/20	1,507	1,521	1,450	1,498	1,259	1,404	1,398	1,483	1,313	1,449
12/07/20	1,507	1,519	1,452	1,496	1,259	1,403	1,400	1,482	1,314	1,449

QUOTAZIONI E PREZZI GIORNALIERI – 01.01.2019 – 31.07.2020

Data	AGIP ENI	API IP	ESSO	Q8	EX SHELL	TAMOIL	EX TOTALERG	MEDIA MARCHI	NO-LOGO	MEDIA RETE
13/07/20	1,506	1,519	1,451	1,494	1,259	1,404	1,402	1,482	1,315	1,448
14/07/20	1,508	1,521	1,453	1,495	1,259	1,403	1,409	1,484	1,316	1,450
15/07/20	1,507	1,521	1,452	1,495	1,259	1,405	1,408	1,484	1,316	1,451
16/07/20	1,508	1,522	1,449	1,495	1,259	1,405	1,404	1,484	1,316	1,450
17/07/20	1,509	1,524	1,449	1,494	1,259	1,406	1,402	1,485	1,314	1,451
18/07/20	1,509	1,520	1,447	1,497	1,259	1,409	1,401	1,484	1,315	1,451
19/07/20	1,509	1,520	1,446	1,495	1,259	1,408	1,400	1,483	1,315	1,450
20/07/20	1,509	1,521	1,446	1,495	1,259	1,406	1,399	1,484	1,315	1,450
21/07/20	1,509	1,521	1,448	1,498	1,259	1,405	1,392	1,484	1,318	1,451
22/07/20	1,509	1,524	1,449	1,499	1,259	1,403	1,397	1,485	1,317	1,451
23/07/20	1,509	1,525	1,449	1,500		1,403	1,411	1,486	1,318	1,453
24/07/20	1,510	1,526	1,448	1,499	1,259	1,403	1,406	1,485	1,319	1,453
25/07/20	1,509	1,525	1,450	1,495	1,259	1,402	1,404	1,484	1,319	1,452
26/07/20	1,509	1,525	1,450	1,496	1,259	1,403	1,406	1,485	1,318	1,452
27/07/20	1,509	1,524	1,450	1,497	1,259	1,404	1,409	1,485	1,318	1,453
28/07/20	1,509	1,523	1,449	1,495	1,259	1,404	1,411	1,484	1,319	1,452
29/07/20	1,509	1,522	1,451	1,492	1,259	1,405	1,412	1,484	1,318	1,451
30/07/20	1,509	1,520	1,451	1,495	1,259	1,405	1,406	1,484	1,318	1,451
31/07/20	1,509	1,520	1,454	1,497		1,402	1,405	1,485	1,317	1,452
<b>MEDIA</b>	<b>1,553</b>	<b>1,588</b>	<b>1,511</b>	<b>1,554</b>	<b>1,299</b>	<b>1,463</b>	<b>1,518</b>	<b>1,540</b>	<b>1,377</b>	<b>1,509</b>

## Grafico prezzi gasolio servito media rete di marchio, rete no-logo e rete intera - Euro/litro



### SEZIONE 3 – PREZZI ITALIA: EXTRARETE – BENZINA E GASOLIO – €/LITRO

Data	BENZINA				GASOLIO			
	NORD	CENTRO	SUD	MEDIA ITALIA	NORD	CENTRO	SUD	MEDIA ITALIA
01/01/20	1,449	1,452	1,459	<b>1,453</b>	1,380	1,387	1,397	<b>1,388</b>
02/01/20	1,445	1,454	1,455	<b>1,451</b>	1,380	1,391	1,398	<b>1,390</b>
03/01/20	1,439	1,449	1,449	<b>1,446</b>	1,372	1,382	1,390	<b>1,381</b>
04/01/20	1,439	1,449	1,449	<b>1,446</b>	1,372	1,382	1,390	<b>1,381</b>
05/01/20	1,439	1,449	1,449	<b>1,446</b>	1,372	1,382	1,390	<b>1,381</b>
06/01/20	1,439	1,449	1,449	<b>1,446</b>	1,372	1,382	1,390	<b>1,381</b>
07/01/20	1,461	1,460	1,463	<b>1,461</b>	1,390	1,394	1,403	<b>1,395</b>
08/01/20	1,457	1,459	1,463	<b>1,460</b>	1,382	1,386	1,395	<b>1,388</b>
09/01/20	1,455	1,451	1,458	<b>1,455</b>	1,383	1,386	1,390	<b>1,386</b>
10/01/20	1,443	1,440	1,446	<b>1,443</b>	1,376	1,377	1,381	<b>1,378</b>
11/01/20	1,443	1,440	1,446	<b>1,443</b>	1,376	1,377	1,381	<b>1,378</b>
12/01/20	1,443	1,440	1,446	<b>1,443</b>	1,376	1,377	1,381	<b>1,378</b>
13/01/20	1,443	1,440	1,446	<b>1,443</b>	1,376	1,377	1,381	<b>1,378</b>
14/01/20	1,444	1,444	1,448	<b>1,445</b>	1,365	1,367	1,369	<b>1,367</b>
15/01/20	1,435	1,438	1,441	<b>1,438</b>	1,348	1,350	1,352	<b>1,350</b>
16/01/20	1,450	1,449	1,455	<b>1,451</b>	1,348	1,353	1,357	<b>1,353</b>
17/01/20	1,443	1,443	1,448	<b>1,444</b>	1,343	1,347	1,351	<b>1,347</b>
18/01/20	1,443	1,443	1,448	<b>1,444</b>	1,343	1,347	1,351	<b>1,347</b>
19/01/20	1,443	1,443	1,448	<b>1,444</b>	1,343	1,347	1,351	<b>1,347</b>
20/01/20	1,443	1,443	1,448	<b>1,444</b>	1,343	1,347	1,351	<b>1,347</b>
21/01/20	1,442	1,443	1,451	<b>1,445</b>	1,340	1,345	1,358	<b>1,348</b>
22/01/20	1,441	1,446	1,453	<b>1,447</b>	1,349	1,354	1,367	<b>1,357</b>
23/01/20	1,443	1,447	1,454	<b>1,448</b>	1,341	1,345	1,355	<b>1,347</b>
24/01/20	1,432	1,400	1,442	<b>1,425</b>	1,327	1,331	1,341	<b>1,333</b>
25/01/20	1,432	1,400	1,442	<b>1,425</b>	1,327	1,331	1,341	<b>1,333</b>
26/01/20	1,432	1,400	1,442	<b>1,425</b>	1,327	1,331	1,341	<b>1,333</b>
27/01/20	1,432	1,400	1,442	<b>1,425</b>	1,327	1,331	1,341	<b>1,333</b>
28/01/20	1,415	1,418	1,424	<b>1,419</b>	1,314	1,317	1,321	<b>1,317</b>
29/01/20	1,397	1,402	1,409	<b>1,403</b>	1,293	1,296	1,301	<b>1,297</b>

QUOTAZIONI E PREZZI GIORNALIERI – 01.01.2019 – 31.07.2020

Data	BENZINA				GASOLIO			
	NORD	CENTRO	SUD	MEDIA ITALIA	NORD	CENTRO	SUD	MEDIA ITALIA
30/01/20	1,415	1,419	1,424	<b>1,419</b>	1,304	1,312	1,315	<b>1,310</b>
31/01/20	1,419	1,424	1,427	<b>1,423</b>	1,303	1,311	1,314	<b>1,309</b>
01/02/20	1,419	1,424	1,427	<b>1,423</b>	1,303	1,311	1,314	<b>1,309</b>
02/02/20	1,419	1,424	1,427	<b>1,423</b>	1,303	1,311	1,314	<b>1,309</b>
03/02/20	1,419	1,424	1,427	<b>1,423</b>	1,303	1,311	1,314	<b>1,309</b>
04/02/20	1,406	1,409	1,421	<b>1,412</b>	1,280	1,284	1,294	<b>1,286</b>
05/02/20	1,391	1,398	1,411	<b>1,400</b>	1,263	1,266	1,277	<b>1,269</b>
06/02/20	1,398	1,402	1,406	<b>1,402</b>	1,274	1,281	1,284	<b>1,280</b>
07/02/20	1,407	1,413	1,416	<b>1,412</b>	1,289	1,296	1,299	<b>1,295</b>
08/02/20	1,407	1,413	1,416	<b>1,412</b>	1,289	1,296	1,299	<b>1,295</b>
09/02/20	1,407	1,413	1,416	<b>1,412</b>	1,289	1,296	1,299	<b>1,295</b>
10/02/20	1,407	1,413	1,416	<b>1,412</b>	1,289	1,296	1,299	<b>1,295</b>
11/02/20	1,405	1,406	1,415	<b>1,409</b>	1,290	1,294	1,300	<b>1,295</b>
12/02/20	1,396	1,399	1,409	<b>1,401</b>	1,279	1,282	1,289	<b>1,283</b>
13/02/20	1,399	1,405	1,412	<b>1,405</b>	1,283	1,291	1,299	<b>1,291</b>
14/02/20	1,411	1,419	1,423	<b>1,418</b>	1,295	1,304	1,312	<b>1,304</b>
15/02/20	1,411	1,419	1,423	<b>1,418</b>	1,295	1,304	1,312	<b>1,304</b>
16/02/20	1,411	1,419	1,423	<b>1,418</b>	1,295	1,304	1,312	<b>1,304</b>
17/02/20	1,411	1,419	1,423	<b>1,418</b>	1,295	1,304	1,312	<b>1,304</b>
18/02/20	1,415	1,421	1,427	<b>1,421</b>	1,302	1,308	1,313	<b>1,308</b>
19/02/20	1,413	1,423	1,430	<b>1,422</b>	1,299	1,305	1,310	<b>1,305</b>
20/02/20	1,416	1,422	1,429	<b>1,423</b>	1,297	1,303	1,310	<b>1,303</b>
21/02/20	1,431	1,438	1,444	<b>1,438</b>	1,309	1,316	1,322	<b>1,316</b>
22/02/20	1,431	1,438	1,444	<b>1,438</b>	1,309	1,316	1,322	<b>1,316</b>
23/02/20	1,431	1,438	1,444	<b>1,438</b>	1,309	1,316	1,322	<b>1,316</b>
24/02/20	1,431	1,438	1,444	<b>1,438</b>	1,309	1,316	1,322	<b>1,316</b>
25/02/20	1,418	1,421	1,426	<b>1,422</b>	1,296	1,302	1,310	<b>1,303</b>
26/02/20	1,396	1,402	1,408	<b>1,402</b>	1,273	1,279	1,286	<b>1,280</b>
27/02/20	1,399	1,401	1,402	<b>1,401</b>	1,275	1,283	1,283	<b>1,280</b>
28/02/20	1,379	1,382	1,383	<b>1,381</b>	1,257	1,261	1,264	<b>1,261</b>
29/02/20	1,379	1,382	1,383	<b>1,381</b>	1,257	1,261	1,264	<b>1,261</b>
01/03/20	1,379	1,382	1,383	<b>1,381</b>	1,257	1,261	1,264	<b>1,261</b>

QUOTAZIONI E PREZZI GIORNALIERI – 01.01.2019 – 31.07.2020

Data	BENZINA				GASOLIO			
	NORD	CENTRO	SUD	MEDIA ITALIA	NORD	CENTRO	SUD	MEDIA ITALIA
02/03/20	1,379	1,382	1,383	<b>1,381</b>	1,257	1,261	1,264	<b>1,261</b>
03/03/20	1,333	1,338	1,343	<b>1,338</b>	1,227	1,233	1,236	<b>1,232</b>
04/03/20	1,333	1,341	1,346	<b>1,340</b>	1,236	1,241	1,244	<b>1,240</b>
05/03/20	1,344	1,349	1,351	<b>1,348</b>	1,241	1,246	1,249	<b>1,245</b>
06/03/20	1,343	1,350	1,351	<b>1,348</b>	1,242	1,244	1,251	<b>1,246</b>
07/03/20	1,343	1,350	1,351	<b>1,348</b>	1,242	1,244	1,251	<b>1,246</b>
08/03/20	1,343	1,350	1,351	<b>1,348</b>	1,242	1,244	1,251	<b>1,246</b>
09/03/20	1,343	1,350	1,351	<b>1,348</b>	1,242	1,244	1,251	<b>1,246</b>
10/03/20	1,298	1,301	1,306	<b>1,302</b>	1,186	1,193	1,195	<b>1,192</b>
11/03/20	1,238	1,244	1,250	<b>1,244</b>	1,132	1,138	1,141	<b>1,137</b>
12/03/20	1,245	1,249	1,253	<b>1,249</b>	1,143	1,153	1,153	<b>1,150</b>
13/03/20	1,239	1,246	1,249	<b>1,245</b>	1,149	1,160	1,159	<b>1,156</b>
14/03/20	1,239	1,246	1,249	<b>1,245</b>	1,149	1,160	1,159	<b>1,156</b>
15/03/20	1,239	1,246	1,249	<b>1,245</b>	1,149	1,160	1,159	<b>1,156</b>
16/03/20	1,239	1,246	1,249	<b>1,245</b>	1,149	1,160	1,159	<b>1,156</b>
17/03/20	1,183	1,192	1,193	<b>1,190</b>	1,126	1,135	1,140	<b>1,134</b>
18/03/20	1,139	1,152	1,154	<b>1,148</b>	1,094	1,102	1,108	<b>1,101</b>
19/03/20	1,144	1,151	1,155	<b>1,150</b>	1,091	1,099	1,108	<b>1,099</b>
20/03/20	1,121	1,131	1,135	<b>1,129</b>	1,064	1,072	1,081	<b>1,073</b>
21/03/20	1,121	1,131	1,135	<b>1,129</b>	1,064	1,072	1,081	<b>1,073</b>
22/03/20	1,121	1,131	1,135	<b>1,129</b>	1,064	1,072	1,081	<b>1,073</b>
23/03/20	1,121	1,131	1,135	<b>1,129</b>	1,064	1,072	1,081	<b>1,073</b>
24/03/20	1,138	1,146	1,147	<b>1,143</b>	1,090	1,099	1,103	<b>1,097</b>
25/03/20	1,094	1,107	1,108	<b>1,103</b>	1,077	1,085	1,089	<b>1,084</b>
26/03/20	1,113	1,124	1,124	<b>1,120</b>	1,091	1,105	1,110	<b>1,102</b>
27/03/20	1,118	1,130	1,131	<b>1,126</b>	1,096	1,109	1,115	<b>1,107</b>
28/03/20	1,118	1,130	1,131	<b>1,126</b>	1,096	1,109	1,115	<b>1,107</b>
29/03/20	1,118	1,130	1,131	<b>1,126</b>	1,096	1,109	1,115	<b>1,107</b>
30/03/20	1,118	1,130	1,131	<b>1,126</b>	1,096	1,109	1,115	<b>1,107</b>
31/03/20	1,116	1,127	1,127	<b>1,123</b>	1,089	1,102	1,102	<b>1,097</b>
01/04/20	1,098	1,111	1,114	<b>1,108</b>	1,072	1,086	1,089	<b>1,083</b>
02/04/20	1,111	1,120	1,121	<b>1,118</b>	1,081	1,092	1,099	<b>1,090</b>

QUOTAZIONI E PREZZI GIORNALIERI – 01.01.2019 – 31.07.2020

Data	BENZINA				GASOLIO			
	NORD	CENTRO	SUD	MEDIA ITALIA	NORD	CENTRO	SUD	MEDIA ITALIA
03/04/20	1,091	1,101	1,102	<b>1,098</b>	1,061	1,072	1,079	<b>1,071</b>
04/04/20	1,091	1,101	1,102	<b>1,098</b>	1,061	1,072	1,079	<b>1,071</b>
05/04/20	1,091	1,101	1,102	<b>1,098</b>	1,061	1,072	1,079	<b>1,071</b>
06/04/20	1,091	1,101	1,102	<b>1,098</b>	1,061	1,072	1,079	<b>1,071</b>
07/04/20	1,139	1,148	1,149	<b>1,145</b>	1,097	1,105	1,111	<b>1,104</b>
08/04/20	1,131	1,140	1,140	<b>1,137</b>	1,094	1,103	1,108	<b>1,102</b>
09/04/20	1,125	1,138	1,141	<b>1,134</b>	1,089	1,100	1,108	<b>1,099</b>
10/04/20	1,110	1,125	1,129	<b>1,121</b>	1,077	1,087	1,095	<b>1,086</b>
11/04/20	1,110	1,125	1,129	<b>1,121</b>	1,077	1,087	1,095	<b>1,086</b>
12/04/20	1,110	1,125	1,129	<b>1,121</b>	1,077	1,087	1,095	<b>1,086</b>
13/04/20	1,110	1,125	1,129	<b>1,121</b>	1,077	1,087	1,095	<b>1,086</b>
14/04/20	1,112	1,124	1,127	<b>1,121</b>	1,071	1,082	1,086	<b>1,079</b>
15/04/20	1,111	1,122	1,127	<b>1,120</b>	1,068	1,080	1,083	<b>1,077</b>
16/04/20	1,118	1,125	1,133	<b>1,125</b>	1,049	1,059	1,061	<b>1,056</b>
17/04/20	1,118	1,127	1,135	<b>1,127</b>	1,035	1,046	1,048	<b>1,043</b>
18/04/20	1,118	1,127	1,135	<b>1,127</b>	1,035	1,046	1,048	<b>1,043</b>
19/04/20	1,118	1,127	1,135	<b>1,127</b>	1,035	1,046	1,048	<b>1,043</b>
20/04/20	1,118	1,127	1,135	<b>1,127</b>	1,035	1,046	1,048	<b>1,043</b>
21/04/20	1,122	1,130	1,138	<b>1,130</b>	1,057	1,062	1,072	<b>1,063</b>
22/04/20	1,112	1,120	1,129	<b>1,120</b>	1,037	1,042	1,052	<b>1,044</b>
23/04/20	1,076	1,085	1,086	<b>1,082</b>	0,996	1,003	1,012	<b>1,004</b>
24/04/20	1,098	1,110	1,111	<b>1,106</b>	0,991	0,999	1,008	<b>0,999</b>
25/04/20	1,098	1,110	1,111	<b>1,106</b>	0,991	0,999	1,008	<b>0,999</b>
26/04/20	1,098	1,110	1,111	<b>1,106</b>	0,991	0,999	1,008	<b>0,999</b>
27/04/20	1,098	1,110	1,111	<b>1,106</b>	0,991	0,999	1,008	<b>0,999</b>
28/04/20	1,101	1,113	1,114	<b>1,109</b>	0,989	1,000	1,001	<b>0,997</b>
29/04/20	1,099	1,111	1,111	<b>1,107</b>	0,983	0,994	0,994	<b>0,990</b>
30/04/20	1,093	1,104	1,109	<b>1,102</b>	0,986	0,997	1,002	<b>0,995</b>
01/05/20	1,093	1,104	1,109	<b>1,102</b>	0,986	0,997	1,002	<b>0,995</b>
02/05/20	1,093	1,104	1,109	<b>1,102</b>	0,986	0,997	1,002	<b>0,995</b>
03/05/20	1,093	1,104	1,109	<b>1,102</b>	0,986	0,997	1,002	<b>0,995</b>
04/05/20	1,093	1,104	1,109	<b>1,102</b>	0,986	0,997	1,002	<b>0,995</b>

QUOTAZIONI E PREZZI GIORNALIERI – 01.01.2019 – 31.07.2020

Data	BENZINA				GASOLIO			
	NORD	CENTRO	SUD	MEDIA ITALIA	NORD	CENTRO	SUD	MEDIA ITALIA
05/05/20	1,125	1,134	1,141	<b>1,133</b>	1,014	1,020	1,029	<b>1,021</b>
06/05/20	1,129	1,138	1,144	<b>1,137</b>	1,013	1,021	1,030	<b>1,022</b>
07/05/20	1,155	1,163	1,172	<b>1,163</b>	1,049	1,055	1,063	<b>1,056</b>
08/05/20	1,146	1,157	1,167	<b>1,157</b>	1,038	1,044	1,052	<b>1,045</b>
09/05/20	1,146	1,157	1,167	<b>1,157</b>	1,038	1,044	1,052	<b>1,045</b>
10/05/20	1,146	1,157	1,167	<b>1,157</b>	1,038	1,044	1,052	<b>1,045</b>
11/05/20	1,146	1,157	1,167	<b>1,157</b>	1,038	1,044	1,052	<b>1,045</b>
12/05/20	1,167	1,179	1,182	<b>1,176</b>	1,050	1,056	1,064	<b>1,057</b>
13/05/20	1,163	1,174	1,178	<b>1,172</b>	1,052	1,058	1,065	<b>1,058</b>
14/05/20	1,151	1,159	1,163	<b>1,158</b>	1,040	1,049	1,052	<b>1,047</b>
15/05/20	1,141	1,152	1,155	<b>1,149</b>	1,038	1,047	1,050	<b>1,045</b>
16/05/20	1,141	1,152	1,155	<b>1,149</b>	1,038	1,047	1,050	<b>1,045</b>
17/05/20	1,141	1,152	1,155	<b>1,149</b>	1,038	1,047	1,050	<b>1,045</b>
18/05/20	1,141	1,152	1,155	<b>1,149</b>	1,038	1,047	1,050	<b>1,045</b>
19/05/20	1,178	1,190	1,193	<b>1,187</b>	1,070	1,080	1,089	<b>1,080</b>
20/05/20	1,207	1,219	1,222	<b>1,216</b>	1,101	1,111	1,121	<b>1,111</b>
21/05/20	1,199	1,207	1,212	<b>1,206</b>	1,083	1,092	1,103	<b>1,093</b>
22/05/20	1,208	1,216	1,222	<b>1,216</b>	1,092	1,100	1,112	<b>1,101</b>
23/05/20	1,208	1,216	1,222	<b>1,216</b>	1,092	1,100	1,112	<b>1,101</b>
24/05/20	1,208	1,216	1,222	<b>1,216</b>	1,092	1,100	1,112	<b>1,101</b>
25/05/20	1,208	1,216	1,222	<b>1,216</b>	1,092	1,100	1,112	<b>1,101</b>
26/05/20	1,202	1,211	1,216	<b>1,210</b>	1,081	1,088	1,098	<b>1,089</b>
27/05/20	1,202	1,211	1,216	<b>1,210</b>	1,080	1,088	1,098	<b>1,089</b>
28/05/20	1,209	1,218	1,223	<b>1,217</b>	1,090	1,100	1,108	<b>1,099</b>
29/05/20	1,194	1,202	1,208	<b>1,201</b>	1,080	1,090	1,098	<b>1,089</b>
30/05/20	1,194	1,202	1,208	<b>1,201</b>	1,080	1,090	1,098	<b>1,089</b>
31/05/20	1,194	1,202	1,208	<b>1,201</b>	1,080	1,090	1,098	<b>1,089</b>
01/06/20	1,194	1,202	1,208	<b>1,201</b>	1,080	1,090	1,098	<b>1,089</b>
02/06/20	1,195	1,204	1,210	<b>1,203</b>	1,082	1,091	1,099	<b>1,091</b>
03/06/20	1,207	1,216	1,222	<b>1,215</b>	1,100	1,110	1,118	<b>1,109</b>
04/06/20	1,214	1,221	1,229	<b>1,221</b>	1,105	1,114	1,119	<b>1,113</b>
05/06/20	1,219	1,226	1,236	<b>1,227</b>	1,098	1,107	1,111	<b>1,106</b>

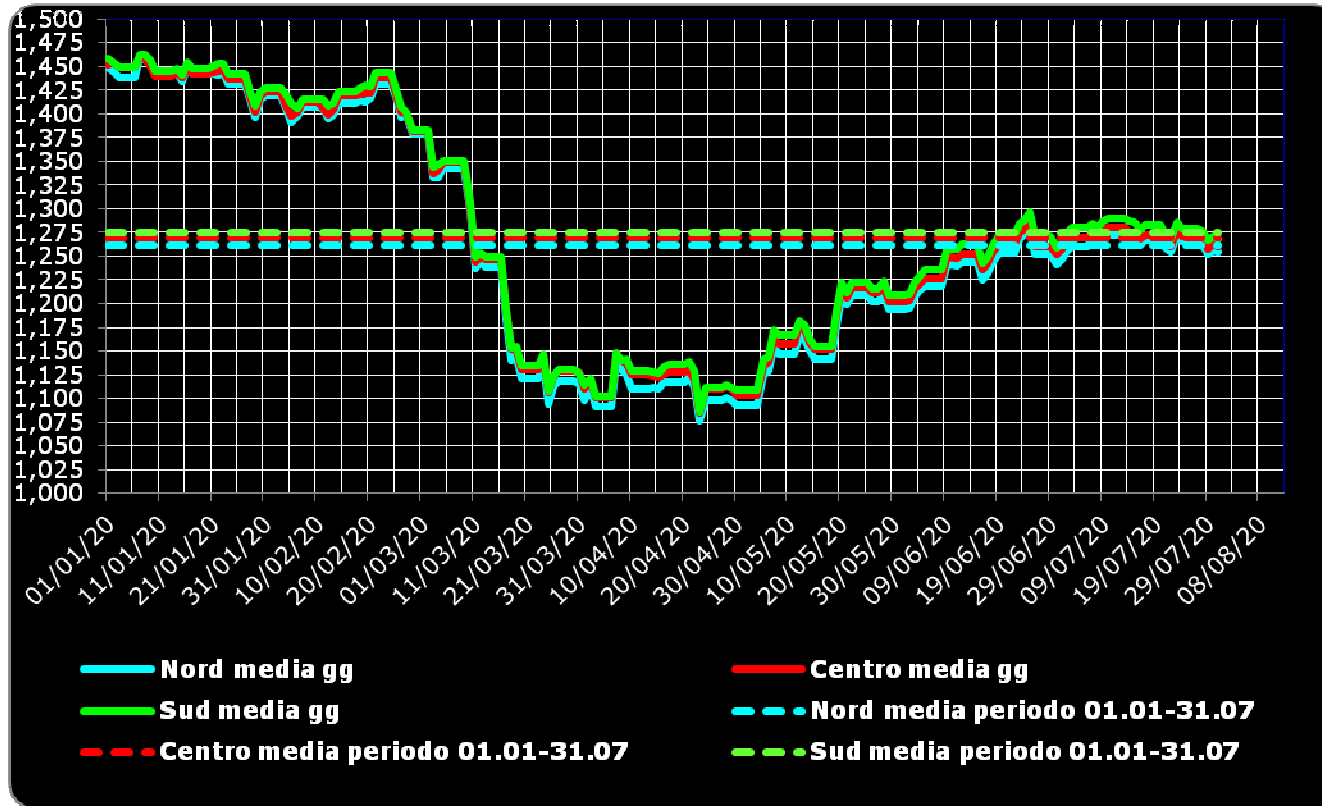
QUOTAZIONI E PREZZI GIORNALIERI – 01.01.2019 – 31.07.2020

Data	BENZINA				GASOLIO			
	NORD	CENTRO	SUD	MEDIA ITALIA	NORD	CENTRO	SUD	MEDIA ITALIA
06/06/20	1,219	1,226	1,236	<b>1,227</b>	1,098	1,107	1,111	<b>1,106</b>
07/06/20	1,219	1,226	1,236	<b>1,227</b>	1,098	1,107	1,111	<b>1,106</b>
08/06/20	1,219	1,226	1,236	<b>1,227</b>	1,098	1,107	1,111	<b>1,106</b>
09/06/20	1,240	1,247	1,257	<b>1,248</b>	1,120	1,128	1,133	<b>1,127</b>
10/06/20	1,241	1,249	1,258	<b>1,249</b>	1,121	1,129	1,134	<b>1,128</b>
11/06/20	1,240	1,247	1,258	<b>1,248</b>	1,118	1,129	1,133	<b>1,127</b>
12/06/20	1,244	1,252	1,263	<b>1,253</b>	1,121	1,131	1,136	<b>1,130</b>
13/06/20	1,244	1,252	1,263	<b>1,253</b>	1,121	1,131	1,136	<b>1,130</b>
14/06/20	1,244	1,252	1,263	<b>1,253</b>	1,121	1,131	1,136	<b>1,130</b>
15/06/20	1,244	1,252	1,263	<b>1,253</b>	1,121	1,131	1,136	<b>1,130</b>
16/06/20	1,225	1,235	1,243	<b>1,235</b>	1,108	1,118	1,126	<b>1,117</b>
17/06/20	1,232	1,242	1,250	<b>1,241</b>	1,111	1,122	1,130	<b>1,121</b>
18/06/20	1,244	1,254	1,261	<b>1,253</b>	1,126	1,135	1,142	<b>1,134</b>
19/06/20	1,253	1,263	1,272	<b>1,263</b>	1,133	1,142	1,149	<b>1,141</b>
20/06/20	1,253	1,263	1,272	<b>1,263</b>	1,133	1,142	1,149	<b>1,141</b>
21/06/20	1,253	1,263	1,272	<b>1,263</b>	1,133	1,142	1,149	<b>1,141</b>
22/06/20	1,253	1,263	1,272	<b>1,263</b>	1,133	1,142	1,149	<b>1,141</b>
23/06/20	1,269	1,276	1,285	<b>1,276</b>	1,148	1,155	1,163	<b>1,155</b>
24/06/20	1,273	1,279	1,288	<b>1,280</b>	1,148	1,155	1,163	<b>1,156</b>
25/06/20	1,280	1,287	1,297	<b>1,288</b>	1,146	1,155	1,164	<b>1,155</b>
26/06/20	1,252	1,260	1,271	<b>1,261</b>	1,127	1,137	1,146	<b>1,137</b>
27/06/20	1,252	1,260	1,271	<b>1,261</b>	1,127	1,137	1,146	<b>1,137</b>
28/06/20	1,252	1,260	1,271	<b>1,261</b>	1,127	1,137	1,146	<b>1,137</b>
29/06/20	1,252	1,260	1,271	<b>1,261</b>	1,127	1,137	1,146	<b>1,137</b>
30/06/20	1,241	1,252	1,258	<b>1,251</b>	1,126	1,138	1,146	<b>1,137</b>
01/07/20	1,247	1,257	1,264	<b>1,256</b>	1,135	1,147	1,155	<b>1,146</b>
02/07/20	1,256	1,266	1,276	<b>1,266</b>	1,141	1,152	1,156	<b>1,150</b>
03/07/20	1,260	1,270	1,281	<b>1,270</b>	1,147	1,158	1,162	<b>1,156</b>
04/07/20	1,260	1,270	1,281	<b>1,270</b>	1,147	1,158	1,162	<b>1,156</b>
05/07/20	1,260	1,270	1,281	<b>1,270</b>	1,147	1,158	1,162	<b>1,156</b>
06/07/20	1,260	1,270	1,281	<b>1,270</b>	1,147	1,158	1,162	<b>1,156</b>
07/07/20	1,272	1,277	1,285	<b>1,278</b>	1,154	1,163	1,168	<b>1,162</b>

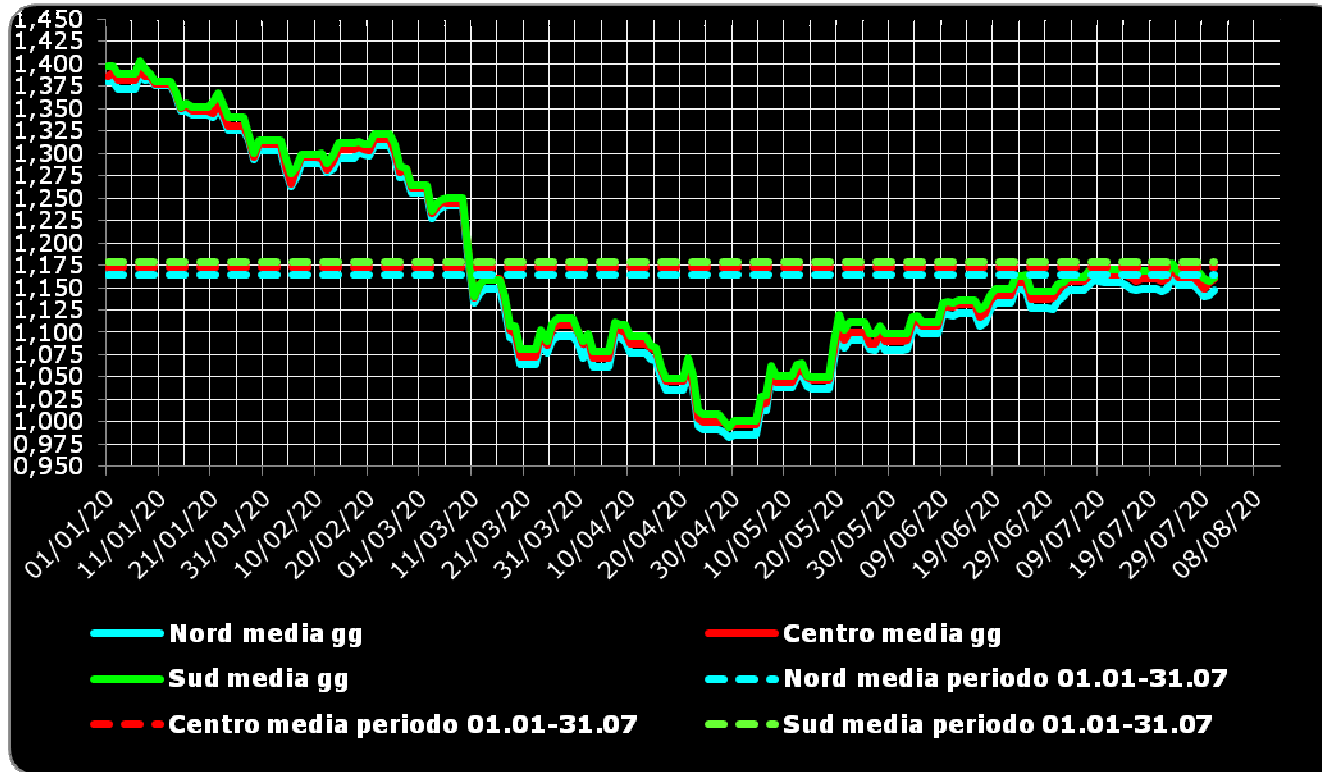
QUOTAZIONI E PREZZI GIORNALIERI – 01.01.2019 – 31.07.2020

Data	BENZINA				GASOLIO			
	NORD	CENTRO	SUD	MEDIA ITALIA	NORD	CENTRO	SUD	MEDIA ITALIA
08/07/20	1,269	1,273	1,281	<b>1,274</b>	1,159	1,168	1,173	<b>1,167</b>
09/07/20	1,270	1,277	1,286	<b>1,278</b>	1,158	1,166	1,172	<b>1,165</b>
10/07/20	1,272	1,280	1,290	<b>1,281</b>	1,155	1,164	1,169	<b>1,163</b>
11/07/20	1,272	1,280	1,290	<b>1,281</b>	1,155	1,164	1,169	<b>1,163</b>
12/07/20	1,272	1,280	1,290	<b>1,281</b>	1,155	1,164	1,169	<b>1,163</b>
13/07/20	1,272	1,280	1,290	<b>1,281</b>	1,155	1,164	1,169	<b>1,163</b>
14/07/20	1,271	1,275	1,287	<b>1,278</b>	1,152	1,164	1,171	<b>1,162</b>
15/07/20	1,270	1,274	1,286	<b>1,277</b>	1,149	1,161	1,168	<b>1,160</b>
16/07/20	1,261	1,268	1,278	<b>1,269</b>	1,147	1,157	1,166	<b>1,157</b>
17/07/20	1,266	1,272	1,283	<b>1,274</b>	1,149	1,160	1,168	<b>1,159</b>
18/07/20	1,266	1,272	1,283	<b>1,274</b>	1,149	1,160	1,168	<b>1,159</b>
19/07/20	1,266	1,272	1,283	<b>1,274</b>	1,149	1,160	1,168	<b>1,159</b>
20/07/20	1,266	1,272	1,283	<b>1,274</b>	1,149	1,160	1,168	<b>1,159</b>
21/07/20	1,258	1,263	1,272	<b>1,265</b>	1,146	1,157	1,163	<b>1,156</b>
22/07/20	1,255	1,260	1,269	<b>1,261</b>	1,149	1,160	1,166	<b>1,158</b>
23/07/20	1,272	1,278	1,286	<b>1,279</b>	1,163	1,171	1,178	<b>1,171</b>
24/07/20	1,265	1,271	1,279	<b>1,272</b>	1,152	1,161	1,168	<b>1,160</b>
25/07/20	1,265	1,271	1,279	<b>1,272</b>	1,152	1,161	1,168	<b>1,160</b>
26/07/20	1,265	1,271	1,279	<b>1,272</b>	1,152	1,161	1,168	<b>1,160</b>
27/07/20	1,265	1,271	1,279	<b>1,272</b>	1,152	1,161	1,168	<b>1,160</b>
28/07/20	1,261	1,266	1,276	<b>1,268</b>	1,147	1,156	1,168	<b>1,157</b>
29/07/20	1,252	1,258	1,267	<b>1,259</b>	1,139	1,148	1,160	<b>1,149</b>
30/07/20	1,257	1,263	1,271	<b>1,264</b>	1,142	1,155	1,157	<b>1,151</b>
31/07/20	1,254	1,260	1,269	<b>1,261</b>	1,147	1,160	1,162	<b>1,156</b>
<b>MEDIA</b>	<b>1,262</b>	<b>1,269</b>	<b>1,275</b>	<b>1,269</b>	<b>1,164</b>	<b>1,172</b>	<b>1,178</b>	<b>1,172</b>

## Grafico prezzi benzina extrarete per aree - Euro/litro



## Grafico prezzi gasolio extrarete per aree - Euro/litro



## **FONTI:**

**U.S. Energy Information Administration**  
**European Central Bank**  
**Staffetta Quotidiana**  
**Quotidiano Energia**  
**Ministero dello sviluppo economico, DGRME**

## **ELABORAZIONI:**

**FIGISC/ANISA Confcommercio**

