

FIGISC ANISA NEWSLETTER PREZZI

**N. 179/NP – 2 DICEMBRE 2020
FONDAMENTALI INTERNAZIONALI E
PREZZI ITALIA – GIORNALIERI NOVEMBRE 2020
01.01.2020-30.11.2020 – BENZINA E GASOLIO
SEZIONI 1 – 2 – 3**

a cura della Segreteria Nazionale

FIGISC/ANISA CONFCOMMERCIO

00153 ROMA

Presidente Nazionale FIGISC:

Presidente Nazionale ANISA:

Segreteria Nazionale:

Segreteria Nazionale FIGISC/ANISA: Telefono: 06 5866351 - Fax 06 58331724

e-mail: figisc@confcommercio.it anisa@confcommercio.it

sito internet: www.figisc.it

Piazza G.G. Belli 2

BRUNO BEARZI

MASSIMO TERZI

PAOLO UNITI

**SEZIONE 1 - FONDAMENTALI DI MERCATO INTERNAZIONALI
GREGGIO BRENT IN DOLLARI ED EURO BARILE – CAMBIO EURO/DOLLARO –
PRODOTTI FINITI CIF MEDITERRANEO DOLLARI TONNELLATA ED EURO
LITRO**

Data	Brent spot dollari barile	Cambio euro/dollaro	Brent spot euro barile	Benzina Cif Med dollari tonnellata	Benzina CIF Med euro litro	Gasolio CIF Med dollari tonnellata	Gasolio CIF Med euro litro
01/01/2020	67,77	1,1234	60,33	610,00	0,40996	622,50	0,46823
02/01/2020	67,05	1,1193	59,90	617,75	0,41669	622,25	0,46976
03/01/2020	69,08	1,1147	61,97	627,25	0,42484	631,00	0,47833
04/01/2020	69,08	1,1147	61,97	627,25	0,42484	631,00	0,47833
05/01/2020	69,08	1,1147	61,97	627,25	0,42484	631,00	0,47833
06/01/2020	70,25	1,1194	62,76	629,75	0,42475	625,25	0,47198
07/01/2020	68,74	1,1172	61,53	619,75	0,41882	625,25	0,47291
08/01/2020	67,31	1,1115	60,56	602,50	0,40926	613,00	0,46602
09/01/2020	66,58	1,1110	59,93	593,50	0,40332	601,25	0,45730
10/01/2020	66,77	1,1091	60,20	603,00	0,41048	599,75	0,45694
11/01/2020	66,77	1,1091	60,20	603,00	0,41048	599,75	0,45694
12/01/2020	66,77	1,1091	60,20	603,00	0,41048	599,75	0,45694
13/01/2020	64,14	1,1126	57,65	597,75	0,40563	583,75	0,44335
14/01/2020	64,45	1,1115	57,98	610,00	0,41435	585,25	0,44493
15/01/2020	63,29	1,1142	56,80	603,00	0,40860	581,00	0,44063
16/01/2020	64,63	1,1169	57,87	605,50	0,40930	581,25	0,43975
17/01/2020	64,05	1,1108	57,66	601,25	0,40866	574,25	0,43684
18/01/2020	64,05	1,1108	57,66	601,25	0,40866	574,25	0,43684
19/01/2020	64,05	1,1108	57,66	601,25	0,40866	574,25	0,43684
20/01/2020	64,63	1,1085	58,30	602,75	0,41053	582,75	0,44423
21/01/2020	63,66	1,1115	57,27	604,50	0,41061	575,00	0,43713
22/01/2020	62,11	1,1088	56,02	589,00	0,40106	558,50	0,42562
23/01/2020	61,26	1,1091	55,23	580,25	0,39499	551,75	0,42037
24/01/2020	59,34	1,1035	53,77	564,50	0,38622	541,75	0,41484

QUOTAZIONI E PREZZI GIORNALIERI – 01.01.2019 – 30.11.2020

Data	Brent spot dollari barile	Cambio euro/dollaro	Brent spot euro barile	Benzina Cif Med dollari tonnellata	Benzina CIF Med euro litro	Gasolio CIF Med dollari tonnellata	Gasolio CIF Med euro litro
25/01/2020	59,34	1,1035	53,77	564,50	0,38622	541,75	0,41484
26/01/2020	59,34	1,1035	53,77	564,50	0,38622	541,75	0,41484
27/01/2020	58,54	1,1025	53,10	546,50	0,37425	519,25	0,39797
28/01/2020	59,37	1,1005	53,95	563,50	0,38659	531,75	0,40830
29/01/2020	59,46	1,1001	54,05	567,50	0,38948	530,75	0,40768
30/01/2020	57,72	1,1029	52,33	556,50	0,38096	517,00	0,39611
31/01/2020	57,77	1,1052	52,27	557,50	0,38085	509,00	0,38916
01/02/2020	57,77	1,1052	52,27	557,50	0,38085	509,00	0,38916
02/02/2020	57,77	1,1052	52,27	557,50	0,38085	509,00	0,38916
03/02/2020	54,00	1,1066	48,80	543,25	0,37064	491,00	0,37493
04/02/2020	53,90	1,1048	48,79	543,75	0,37159	499,75	0,38223
05/02/2020	55,36	1,1023	50,22	554,25	0,37962	515,25	0,39498
06/02/2020	55,18	1,1003	50,15	544,50	0,37362	516,00	0,39627
07/02/2020	54,53	1,0969	49,71	550,00	0,37857	515,25	0,39692
08/02/2020	54,53	1,0969	49,71	550,00	0,37857	515,25	0,39692
09/02/2020	54,53	1,0969	49,71	550,00	0,37857	515,25	0,39692
10/02/2020	53,39	1,0951	48,75	541,50	0,37333	502,50	0,38774
11/02/2020	54,00	1,0901	49,54	538,75	0,37314	504,75	0,39126
12/02/2020	55,54	1,0914	50,89	554,25	0,38341	518,50	0,40144
13/02/2020	56,34	1,0867	51,85	561,25	0,38994	522,75	0,40648
14/02/2020	57,37	1,0842	52,91	558,00	0,38857	523,75	0,40820
15/02/2020	57,37	1,0842	52,91	558,00	0,38857	523,75	0,40820
16/02/2020	57,37	1,0842	52,91	558,00	0,38857	523,75	0,40820
17/02/2020	57,83	1,0835	53,37	560,75	0,39074	520,25	0,40573
18/02/2020	57,35	1,0816	53,02	555,75	0,38794	514,50	0,40195
19/02/2020	59,72	1,0800	55,30	572,50	0,40022	527,00	0,41233
20/02/2020	59,72	1,0790	55,35	576,00	0,40304	528,25	0,41369
21/02/2020	58,60	1,0801	54,25	560,50	0,39179	516,75	0,40427
22/02/2020	58,60	1,0801	54,25	560,50	0,39179	516,75	0,40427
23/02/2020	58,60	1,0801	54,25	560,50	0,39179	516,75	0,40427
24/02/2020	56,04	1,0818	51,80	540,25	0,37705	493,00	0,38509

QUOTAZIONI E PREZZI GIORNALIERI – 01.01.2019 – 30.11.2020

Data	Brent spot dollari barile	Cambio euro/dollaro	Brent spot euro barile	Benzina Cif Med dollari tonnellata	Benzina CIF Med euro litro	Gasolio CIF Med dollari tonnellata	Gasolio CIF Med euro litro
25/02/2020	56,71	1,0840	52,32	535,00	0,37262	492,50	0,38391
26/02/2020	53,43	1,0875	49,13	514,00	0,35685	474,50	0,36869
27/02/2020	52,18	1,0964	47,59	479,25	0,33002	451,75	0,34817
28/02/2020	50,52	1,0977	46,02	466,50	0,32086	447,25	0,34429
29/02/2020	50,52	1,0977	46,02	466,50	0,32086	447,25	0,34429
01/03/2020	51,31	1,0977	46,74	466,50	0,32086	447,25	0,34429
02/03/2020	52,52	1,1122	47,22	476,75	0,32363	461,25	0,35044
03/03/2020	52,24	1,1117	46,99	485,25	0,32955	468,00	0,35573
04/03/2020	51,86	1,1125	46,62	485,00	0,32915	469,75	0,35680
05/03/2020	51,29	1,1187	45,85	490,75	0,33120	463,75	0,35029
06/03/2020	45,60	1,1336	40,23	440,25	0,29322	420,25	0,31326
07/03/2020	45,60	1,1336	40,23	440,25	0,29322	420,25	0,31326
08/03/2020	45,60	1,1336	40,23	440,25	0,29322	420,25	0,31326
09/03/2020	35,33	1,1456	30,84	375,00	0,24714	364,25	0,26867
10/03/2020	36,66	1,1390	32,19	373,00	0,24725	372,75	0,27654
11/03/2020	34,45	1,1336	30,39	365,25	0,24326	378,00	0,28177
12/03/2020	31,05	1,1240	27,62	279,50	0,18774	343,25	0,25805
13/03/2020	33,00	1,1104	29,72	290,00	0,19718	343,00	0,26102
14/03/2020	33,00	1,1104	29,72	290,00	0,19718	343,00	0,26102
15/03/2020	33,00	1,1104	29,72	290,00	0,19718	343,00	0,26102
16/03/2020	28,04	1,1157	25,13	243,50	0,16478	310,00	0,23479
17/03/2020	28,04	1,0982	25,53	240,25	0,16517	304,25	0,23410
18/03/2020	26,93	1,0934	24,63	213,50	0,14742	274,75	0,21233
19/03/2020	23,30	1,0801	21,57	218,25	0,15256	288,25	0,22551
20/03/2020	25,40	1,0707	23,72	224,00	0,15795	295,50	0,23321
21/03/2020	25,40	1,0707	23,72	224,00	0,15795	295,50	0,23321
22/03/2020	25,40	1,0707	23,72	224,00	0,15795	295,50	0,23321
23/03/2020	25,06	1,0783	23,24	179,50	0,12568	283,75	0,22236
24/03/2020	24,50	1,0843	22,60	193,25	0,13456	301,75	0,23516
25/03/2020	25,62	1,0827	23,66	199,50	0,13912	306,00	0,23882
26/03/2020	23,55	1,0981	21,45	216,00	0,14851	304,25	0,23412

QUOTAZIONI E PREZZI GIORNALIERI – 01.01.2019 – 30.11.2020

Data	Brent spot dollari barile	Cambio euro/dollaro	Brent spot euro barile	Benzina Cif Med dollari tonnellata	Benzina CIF Med euro litro	Gasolio CIF Med dollari tonnellata	Gasolio CIF Med euro litro
27/03/2020	22,39	1,0977	20,40	202,50	0,13928	300,50	0,23132
28/03/2020	22,39	1,0977	20,40	202,50	0,13928	300,50	0,23132
29/03/2020	22,39	1,0977	20,40	202,50	0,13928	300,50	0,23132
30/03/2020	19,07	1,1034	17,28	183,00	0,12522	284,50	0,21787
31/03/2020	19,19	1,0956	17,52	195,25	0,13455	289,75	0,22347
01/04/2020	14,97	1,0936	13,69	170,75	0,11788	268,25	0,20727
02/04/2020	20,24	1,0906	18,56	202,50	0,14019	269,50	0,20881
03/04/2020	24,33	1,0785	22,56	225,50	0,15786	297,00	0,23270
04/04/2020	24,33	1,0785	22,56	225,50	0,15786	297,00	0,23270
05/04/2020	24,33	1,0785	22,56	225,50	0,15786	297,00	0,23270
06/04/2020	22,58	1,0791	20,92	215,75	0,15095	294,50	0,23061
07/04/2020	22,10	1,0885	20,30	212,00	0,14705	297,00	0,23056
08/04/2020	25,22	1,0871	23,20	195,50	0,13578	282,75	0,21978
09/04/2020	20,23	1,0867	18,62	194,50	0,13513	273,75	0,21286
10/04/2020	20,23	1,0867	18,62	194,50	0,13513	273,75	0,21286
11/04/2020	20,23	1,0867	18,62	194,50	0,13513	273,75	0,21286
12/04/2020	20,23	1,0867	18,62	194,50	0,13513	273,75	0,21286
13/04/2020	20,23	1,0867	18,62	194,50	0,13513	273,75	0,21286
14/04/2020	21,74	1,0963	19,83	203,25	0,13997	254,25	0,19597
15/04/2020	19,80	1,0903	18,16	203,75	0,14109	238,75	0,18504
16/04/2020	18,69	1,0888	17,17	215,50	0,14943	251,50	0,19519
17/04/2020	19,75	1,0860	18,19	207,50	0,14426	258,25	0,20094
18/04/2020	19,75	1,0860	18,19	207,50	0,14426	258,25	0,20094
19/04/2020	19,75	1,0860	18,19	207,50	0,14426	258,25	0,20094
20/04/2020	17,36	1,0860	15,99	196,00	0,13626	237,25	0,18460
21/04/2020	9,12	1,0837	8,42	147,00	0,10241	192,50	0,15010
22/04/2020	13,77	1,0867	12,67	175,25	0,12176	188,50	0,14657
23/04/2020	15,06	1,0772	13,98	191,50	0,13422	206,75	0,16218
24/04/2020	15,87	1,0800	14,69	177,50	0,12409	187,00	0,14631
25/04/2020	15,87	1,0800	14,69	177,50	0,12409	187,00	0,14631
26/04/2020	15,87	1,0800	14,69	177,50	0,12409	187,00	0,14631

QUOTAZIONI E PREZZI GIORNALIERI – 01.01.2019 – 30.11.2020

Data	Brent spot dollari barile	Cambio euro/dollaro	Brent spot euro barile	Benzina Cif Med dollari tonnellata	Benzina CIF Med euro litro	Gasolio CIF Med dollari tonnellata	Gasolio CIF Med euro litro
27/04/2020	15,17	1,0852	13,98	175,75	0,12227	181,00	0,14094
28/04/2020	15,60	1,0877	14,34	169,75	0,11783	184,00	0,14294
29/04/2020	17,86	1,0842	16,47	201,50	0,14032	202,50	0,15782
30/04/2020	18,11	1,0876	16,65	210,50	0,14613	230,50	0,17908
01/05/2020	18,49	1,0876	17,00	211,75	0,14699	214,25	0,16646
02/05/2020	18,49	1,0876	17,00	211,75	0,14699	214,25	0,16646
03/05/2020	18,49	1,0876	17,00	211,75	0,14699	214,25	0,16646
04/05/2020	20,40	1,0942	18,64	217,50	0,15008	216,75	0,16739
05/05/2020	25,46	1,0843	23,48	247,25	0,17216	249,00	0,19405
06/05/2020	24,20	1,0807	22,39	238,25	0,16645	236,75	0,18511
07/05/2020	24,23	1,0783	22,47	263,50	0,18450	251,50	0,19709
08/05/2020	24,23	1,0843	22,35	263,50	0,18348	251,50	0,19600
09/05/2020	24,23	1,0843	22,35	263,50	0,18348	251,50	0,19600
10/05/2020	24,23	1,0843	22,35	263,50	0,18348	251,50	0,19600
11/05/2020	25,53	1,0824	23,59	258,25	0,18014	252,50	0,19712
12/05/2020	26,67	1,0858	24,56	242,25	0,16845	245,50	0,19105
13/05/2020	27,89	1,0875	25,65	232,75	0,16159	242,75	0,18862
14/05/2020	29,87	1,0792	27,68	247,50	0,17315	259,00	0,20279
15/05/2020	30,95	1,0798	28,66	269,75	0,18861	272,75	0,21344
16/05/2020	30,95	1,0798	28,66	269,75	0,18861	272,75	0,21344
17/05/2020	30,95	1,0798	28,66	269,75	0,18861	272,75	0,21344
18/05/2020	33,30	1,0832	30,74	305,50	0,21294	306,00	0,23871
19/05/2020	33,06	1,0950	30,19	302,75	0,20875	291,50	0,22495
20/05/2020	34,76	1,0958	31,72	314,25	0,21652	300,75	0,23192
21/05/2020	34,78	1,1000	31,62	314,00	0,21552	298,75	0,22949
22/05/2020	33,80	1,0904	31,00	307,00	0,21257	288,25	0,22338
23/05/2020	33,80	1,0904	31,00	307,00	0,21257	288,25	0,22338
24/05/2020	33,80	1,0904	31,00	307,00	0,21257	288,25	0,22338
25/05/2020	33,80	1,0910	30,98	307,00	0,21245	288,25	0,22326
26/05/2020	33,95	1,0975	30,93	317,00	0,21807	301,00	0,23175
27/05/2020	32,73	1,0991	29,78	299,00	0,20539	291,50	0,22411

QUOTAZIONI E PREZZI GIORNALIERI – 01.01.2019 – 30.11.2020

Data	Brent spot dollari barile	Cambio euro/dollaro	Brent spot euro barile	Benzina Cif Med dollari tonnellata	Benzina CIF Med euro litro	Gasolio CIF Med dollari tonnellata	Gasolio CIF Med euro litro
28/05/2020	33,98	1,1016	30,85	298,25	0,20441	286,25	0,21957
29/05/2020	34,15	1,1136	30,67	302,75	0,20526	291,00	0,22081
30/05/2020	34,15	1,1136	30,67	302,75	0,20526	291,00	0,22081
31/05/2020	34,15	1,1136	30,67	302,75	0,20526	291,00	0,22081
01/06/2020	36,74	1,1116	33,05	312,75	0,21242	302,00	0,22957
02/06/2020	37,72	1,1174	33,76	328,50	0,22196	322,75	0,24407
03/06/2020	37,98	1,1194	33,93	335,50	0,22628	316,00	0,23854
04/06/2020	38,41	1,1250	34,14	340,50	0,22851	312,00	0,23435
05/06/2020	41,00	1,1330	36,19	366,25	0,24406	342,75	0,25563
06/06/2020	41,00	1,1330	36,19	366,25	0,24406	342,75	0,25563
07/06/2020	41,00	1,1330	36,19	366,25	0,24406	342,75	0,25563
08/06/2020	39,66	1,1285	35,14	366,50	0,24520	341,75	0,25590
09/06/2020	40,45	1,1294	35,82	365,75	0,24450	341,50	0,25551
10/06/2020	41,18	1,1375	36,20	374,00	0,24824	346,75	0,25759
11/06/2020	37,76	1,1348	33,27	351,00	0,23353	326,50	0,24312
12/06/2020	38,54	1,1304	34,09	350,75	0,23427	329,50	0,24631
13/06/2020	38,54	1,1304	34,09	350,75	0,23427	329,50	0,24631
14/06/2020	38,54	1,1304	34,09	350,75	0,23427	329,50	0,24631
15/06/2020	39,44	1,1253	35,05	357,25	0,23969	332,25	0,24949
16/06/2020	40,75	1,1308	36,04	372,75	0,24887	349,50	0,26117
17/06/2020	40,47	1,1232	36,03	381,75	0,25661	354,25	0,26651
18/06/2020	41,75	1,1222	37,20	389,75	0,26222	359,00	0,27032
19/06/2020	42,33	1,1210	37,76	399,50	0,26907	370,75	0,27947
20/06/2020	42,33	1,1210	37,76	399,50	0,26907	370,75	0,27947
21/06/2020	42,33	1,1210	37,76	399,50	0,26907	370,75	0,27947
22/06/2020	43,20	1,1213	38,53	404,50	0,27236	371,00	0,27958
23/06/2020	42,72	1,1318	37,75	418,75	0,27934	373,50	0,27885
24/06/2020	40,40	1,1280	35,82	384,25	0,25719	352,25	0,26388
25/06/2020	41,18	1,1200	36,77	378,00	0,25481	351,75	0,26538
26/06/2020	40,97	1,1213	36,54	365,00	0,24576	346,75	0,26131
27/06/2020	40,97	1,1213	36,54	365,00	0,24576	346,75	0,26131

QUOTAZIONI E PREZZI GIORNALIERI – 01.01.2019 – 30.11.2020

Data	Brent spot dollari barile	Cambio euro/dollaro	Brent spot euro barile	Benzina Cif Med dollari tonnellata	Benzina CIF Med euro litro	Gasolio CIF Med dollari tonnellata	Gasolio CIF Med euro litro
28/06/2020	40,97	1,1213	36,54	365,00	0,24576	346,75	0,26131
29/06/2020	41,58	1,1284	36,85	372,00	0,24890	356,75	0,26715
30/06/2020	41,64	1,1198	37,19	381,75	0,25739	361,00	0,27241
01/07/2020	42,18	1,1200	37,66	387,25	0,26105	367,25	0,27708
02/07/2020	43,19	1,1286	38,27	393,00	0,26291	373,25	0,27946
03/07/2020	42,92	1,1224	38,24	398,25	0,26789	375,00	0,28232
04/07/2020	42,92	1,1224	38,24	398,25	0,26789	375,00	0,28232
05/07/2020	42,92	1,1224	38,24	398,25	0,26789	375,00	0,28232
06/07/2020	42,73	1,1325	37,73	397,50	0,26500	384,00	0,28652
07/07/2020	43,28	1,1290	38,33	400,75	0,26799	381,25	0,28535
08/07/2020	43,67	1,1286	38,69	404,25	0,27043	378,50	0,28339
09/07/2020	42,35	1,1342	37,34	396,50	0,26394	375,75	0,27994
10/07/2020	43,27	1,1276	38,37	401,75	0,26900	377,75	0,28308
11/07/2020	43,27	1,1276	38,37	401,75	0,26900	377,75	0,28308
12/07/2020	43,27	1,1276	38,37	401,75	0,26900	377,75	0,28308
13/07/2020	42,85	1,1329	37,82	403,00	0,26857	376,25	0,28063
14/07/2020	42,97	1,1375	37,78	392,75	0,26068	373,00	0,27709
15/07/2020	43,96	1,1444	38,41	400,50	0,26422	377,75	0,27892
16/07/2020	43,71	1,1414	38,30	395,75	0,26178	376,00	0,27836
17/07/2020	43,53	1,1428	38,09	388,75	0,25683	375,00	0,27728
18/07/2020	43,53	1,1428	38,09	388,75	0,25683	375,00	0,27728
19/07/2020	43,53	1,1428	38,09	388,75	0,25683	375,00	0,27728
20/07/2020	43,30	1,1448	37,82	385,25	0,25407	378,00	0,27901
21/07/2020	44,31	1,1443	38,72	406,75	0,26837	393,75	0,29076
22/07/2020	43,98	1,1578	37,99	402,00	0,26214	386,25	0,28190
23/07/2020	42,96	1,1569	37,13	404,50	0,26398	384,50	0,28084
24/07/2020	43,29	1,1608	37,29	398,25	0,25903	381,00	0,27735
25/07/2020	43,29	1,1608	37,29	398,25	0,25903	381,00	0,27735
26/07/2020	43,29	1,1608	37,29	398,25	0,25903	381,00	0,27735
27/07/2020	43,39	1,1760	36,90	392,25	0,25183	377,25	0,27107
28/07/2020	43,11	1,1717	36,79	397,25	0,25597	378,00	0,27260

QUOTAZIONI E PREZZI GIORNALIERI – 01.01.2019 – 30.11.2020

Data	Brent spot dollari barile	Cambio euro/dollaro	Brent spot euro barile	Benzina Cif Med dollari tonnellata	Benzina CIF Med euro litro	Gasolio CIF Med dollari tonnellata	Gasolio CIF Med euro litro
29/07/2020	43,51	1,1725	37,11	393,50	0,25338	383,75	0,27656
30/07/2020	42,98	1,1743	36,60	376,00	0,24174	367,00	0,26408
31/07/2020	43,13	1,1848	36,40	370,75	0,23626	372,00	0,26531
01/08/2020	43,13	1,1848	36,40	370,75	0,23626	372,00	0,26531
02/08/2020	43,13	1,1848	36,40	370,75	0,23626	372,00	0,26531
03/08/2020	43,76	1,1726	37,32	385,00	0,24789	376,25	0,27113
04/08/2020	43,99	1,1765	37,39	386,50	0,24803	377,00	0,27077
05/08/2020	44,92	1,1854	37,89	404,25	0,25747	393,00	0,28015
06/08/2020	45,04	1,1843	38,03	400,50	0,25532	379,75	0,27095
07/08/2020	44,07	1,1817	37,29	396,50	0,25333	371,25	0,26547
08/08/2020	44,07	1,1817	37,29	396,50	0,25333	371,25	0,26547
09/08/2020	44,07	1,1817	37,29	396,50	0,25333	371,25	0,26547
10/08/2020	44,19	1,1763	37,57	406,50	0,26091	370,25	0,26597
11/08/2020	43,68	1,1783	37,07	406,25	0,26031	379,50	0,27215
12/08/2020	45,09	1,1771	38,31	412,00	0,26426	380,00	0,27279
13/08/2020	44,87	1,1833	37,92	411,25	0,26240	378,50	0,27029
14/08/2020	44,86	1,1813	37,98	409,25	0,26156	377,00	0,26967
15/08/2020	44,86	1,1813	37,98	409,25	0,26156	377,00	0,26967
16/08/2020	44,86	1,1813	37,98	409,25	0,26156	377,00	0,26967
17/08/2020	44,91	1,1853	37,89	417,00	0,26562	378,25	0,26965
18/08/2020	45,34	1,1906	38,08	418,00	0,26507	383,75	0,27236
19/08/2020	45,21	1,1933	37,89	417,00	0,26384	380,25	0,26926
20/08/2020	44,56	1,1850	37,60	411,75	0,26234	374,00	0,26669
21/08/2020	43,94	1,1769	37,34	407,75	0,26158	361,75	0,25973
22/08/2020	43,94	1,1769	37,34	407,75	0,26158	361,75	0,25973
23/08/2020	43,94	1,1769	37,34	407,75	0,26158	361,75	0,25973
24/08/2020	44,43	1,1847	37,50	426,75	0,27196	373,25	0,26622
25/08/2020	46,01	1,1814	38,95	433,50	0,27704	380,00	0,27180
26/08/2020	45,79	1,1789	38,84	427,00	0,27346	372,75	0,26718
27/08/2020	44,84	1,1806	37,98	414,50	0,26507	364,25	0,26071
28/08/2020	45,22	1,1915	37,95	424,75	0,26914	366,50	0,25992

QUOTAZIONI E PREZZI GIORNALIERI – 01.01.2019 – 30.11.2020

Data	Brent spot dollari barile	Cambio euro/dollaro	Brent spot euro barile	Benzina Cif Med dollari tonnellata	Benzina CIF Med euro litro	Gasolio CIF Med dollari tonnellata	Gasolio CIF Med euro litro
29/08/2020	45,22	1,1915	37,95	424,75	0,26914	366,50	0,25992
30/08/2020	45,22	1,1915	37,95	424,75	0,26914	366,50	0,25992
31/08/2020	45,22	1,1940	37,87	424,75	0,26858	366,50	0,25937
01/09/2020	45,72	1,1987	38,14	421,00	0,26517	367,00	0,25871
02/09/2020	42,70	1,1861	36,00	415,25	0,26432	358,00	0,25505
03/09/2020	42,72	1,1813	36,16	407,25	0,26028	338,00	0,24178
04/09/2020	41,10	1,1842	34,71	405,25	0,25837	339,25	0,24208
05/09/2020	41,10	1,1842	34,71	405,25	0,25837	339,25	0,24208
06/09/2020	41,10	1,1842	34,71	405,25	0,25837	339,25	0,24208
07/09/2020	40,67	1,1824	34,40	404,00	0,25797	332,75	0,23780
08/09/2020	38,53	1,1785	32,69	385,25	0,24681	314,50	0,22550
09/09/2020	39,98	1,1773	33,96	393,50	0,25235	320,75	0,23022
10/09/2020	39,27	1,1849	33,14	390,50	0,24882	320,25	0,22838
11/09/2020	38,80	1,1854	32,73	391,25	0,24919	322,50	0,22989
12/09/2020	38,80	1,1854	32,73	391,25	0,24919	322,50	0,22989
13/09/2020	38,80	1,1854	32,73	391,25	0,24919	322,50	0,22989
14/09/2020	38,57	1,1876	32,48	390,25	0,24810	320,00	0,22769
15/09/2020	39,54	1,1892	33,25	395,00	0,25078	321,75	0,22862
16/09/2020	41,23	1,1869	34,74	413,00	0,26271	331,00	0,23565
17/09/2020	42,35	1,1797	35,90	426,75	0,27312	343,75	0,24622
18/09/2020	42,16	1,1833	35,63	421,25	0,26878	343,00	0,24494
19/09/2020	42,16	1,1833	35,63	421,25	0,26878	343,00	0,24494
20/09/2020	42,16	1,1833	35,63	421,25	0,26878	343,00	0,24494
21/09/2020	40,37	1,1787	34,25	396,50	0,25397	325,50	0,23335
22/09/2020	40,84	1,1740	34,79	396,75	0,25515	326,25	0,23482
23/09/2020	41,09	1,1692	35,14	400,50	0,25862	328,75	0,23759
24/09/2020	41,24	1,1645	35,41	400,25	0,25950	325,50	0,23619
25/09/2020	40,91	1,1634	35,16	404,50	0,26250	330,25	0,23987
26/09/2020	40,91	1,1634	35,16	404,50	0,26250	330,25	0,23987
27/09/2020	40,91	1,1634	35,16	404,50	0,26250	330,25	0,23987
28/09/2020	41,59	1,1670	35,64	411,50	0,26622	336,00	0,24329

QUOTAZIONI E PREZZI GIORNALIERI – 01.01.2019 – 30.11.2020

Data	Brent spot dollari barile	Cambio euro/dollaro	Brent spot euro barile	Benzina Cif Med dollari tonnellata	Benzina CIF Med euro litro	Gasolio CIF Med dollari tonnellata	Gasolio CIF Med euro litro
29/09/2020	40,33	1,1702	34,46	399,25	0,25759	330,25	0,23847
30/09/2020	40,30	1,1708	34,42	397,50	0,25633	334,25	0,24124
01/10/2015	39,75	1,1752	33,82	384,25	0,24686	324,75	0,23350
02/10/2015	38,00	1,1730	32,40	381,75	0,24571	321,75	0,23178
03/10/2015	38,00	1,1730	32,40	381,75	0,24571	321,75	0,23178
04/10/2015	38,00	1,1730	32,40	381,75	0,24571	321,75	0,23178
05/10/2015	39,78	1,1768	33,80	402,75	0,25839	335,50	0,24091
06/10/2015	41,27	1,1795	34,99	404,00	0,25860	348,75	0,24985
07/10/2015	40,62	1,1770	34,51	397,25	0,25482	339,75	0,24392
08/10/2015	42,00	1,1765	35,70	407,00	0,26119	351,00	0,25210
09/10/2015	41,63	1,1795	35,29	402,50	0,25764	355,50	0,25468
10/10/2015	41,63	1,1795	35,29	402,50	0,25764	355,50	0,25468
11/10/2015	41,63	1,1795	35,29	402,50	0,25764	355,50	0,25468
12/10/2015	40,50	1,1799	34,32	391,00	0,25019	343,25	0,24582
13/10/2015	41,34	1,1787	35,07	395,50	0,25333	345,50	0,24769
14/10/2015	41,81	1,1750	35,58	399,25	0,25654	348,50	0,25062
15/10/2015	41,61	1,1698	35,57	388,25	0,25058	346,75	0,25047
16/10/2015	41,34	1,1741	35,21	389,50	0,25047	347,75	0,25028
17/10/2015	41,34	1,1741	35,21	389,50	0,25047	347,75	0,25028
18/10/2015	41,34	1,1741	35,21	389,50	0,25047	347,75	0,25028
19/10/2015	41,29	1,1785	35,04	389,75	0,24969	345,50	0,24773
20/10/2015	41,62	1,1810	35,24	387,00	0,24740	342,25	0,24488
21/10/2015	40,09	1,1852	33,83	376,25	0,23968	334,50	0,23849
22/10/2015	41,28	1,1821	34,92	384,75	0,24574	343,25	0,24537
23/10/2015	40,71	1,1856	34,34	380,50	0,24231	341,25	0,24322
24/10/2015	40,71	1,1856	34,34	380,50	0,24231	341,25	0,24322
25/10/2015	40,71	1,1856	34,34	380,50	0,24231	341,25	0,24322
26/10/2015	39,06	1,1819	33,05	364,25	0,23268	326,75	0,23361
27/10/2015	39,72	1,1832	39,72	373,50	0,23833	335,75	0,23978
28/10/2015	37,86	1,1727	37,86	353,50	0,22759	321,25	0,23148
29/10/2015	36,56	1,1704	36,56	338,25	0,21820	310,25	0,22399

QUOTAZIONI E PREZZI GIORNALIERI – 01.01.2019 – 30.11.2020

Data	Brent spot dollari barile	Cambio euro/dollaro	Brent spot euro barile	Benzina Cif Med dollari tonnellata	Benzina CIF Med euro litro	Gasolio CIF Med dollari tonnellata	Gasolio CIF Med euro litro
30/10/2015	36,33	1,1698	31,06	340,50	0,21976	310,75	0,22447
31/10/2015	36,33	1,1698	31,06	340,50	0,21976	310,75	0,22447
01/11/2020	36,33	1,1698	31,06	340,50	0,21976	310,75	0,22447
02/11/2020	37,78	1,1652	32,42	345,75	0,22403	312,75	0,22681
03/11/2020	38,17	1,1702	32,62	356,50	0,23001	323,75	0,23378
04/11/2020	39,68	1,1721	33,85	366,75	0,23624	335,75	0,24205
05/11/2020	39,47	1,1855	33,29	366,50	0,23341	333,25	0,23753
06/11/2020	38,08	1,1870	32,08	359,25	0,22850	327,50	0,23314
07/11/2020	38,08	1,1870	32,08	359,25	0,22850	327,50	0,23314
08/11/2020	38,08	1,1870	32,08	359,25	0,22850	327,50	0,23314
09/11/2020	40,93	1,1883	34,44	386,75	0,24573	349,25	0,24835
10/11/2020	42,25	1,1808	35,78	391,00	0,25000	355,75	0,25458
11/11/2020	42,50	1,1766	36,12	399,25	0,25619	365,00	0,26213
12/11/2020	42,16	1,1791	35,76	390,00	0,24972	357,50	0,25620
13/11/2020	41,51	1,1815	35,13	377,25	0,24107	349,25	0,24978
14/11/2020	41,51	1,1815	35,13	377,25	0,24107	349,25	0,24978
15/11/2020	41,51	1,1815	35,13	377,25	0,24107	349,25	0,24978
16/11/2020	42,71	1,1830	36,10	385,25	0,24587	357,50	0,25536
17/11/2020	42,54	1,1882	35,80	377,00	0,23955	354,00	0,25175
18/11/2020	42,91	1,1868	36,16	384,25	0,24445	365,25	0,26006
19/11/2020	43,09	1,1832	36,42	374,50	0,23897	361,00	0,25781
20/11/2020	43,79	1,1863	36,91	381,75	0,24296	363,00	0,25856
21/11/2020	43,79	1,1863	36,91	381,75	0,24296	363,00	0,25856
22/11/2020	43,79	1,1863	36,91	381,75	0,24296	363,00	0,25856
23/11/2020	45,00	1,1901	37,81	392,00	0,24868	373,75	0,26537
24/11/2020	46,63	1,1865	39,30	46,63	1,1865	39,30	46,63
25/11/2020	47,30	1,1890	39,78	47,30	1,1890	39,78	47,30
26/11/2020	46,32	1,1900	38,92	46,32	1,1900	38,92	46,32
27/11/2020	46,88	1,1922	39,32	46,88	1,1922	39,32	46,88
28/11/2020	46,88	1,1922	39,32	46,88	1,1922	39,32	46,88
29/11/2020	46,88	1,1922	39,32	46,88	1,1922	39,32	46,88

QUOTAZIONI E PREZZI GIORNALIERI – 01.01.2019 – 30.11.2020

Data	Brent spot dollari barile	Cambio euro/dollaro	Brent spot euro barile	Benzina Cif Med dollari tonnellata	Benzina CIF Med euro litro	Gasolio CIF Med dollari tonnellata	Gasolio CIF Med euro litro
30/11/2020	46,84	1,1980	39,10	406,75	0,25634	391,25	0,27597
MEDIA PERIODO	41,11	1,1343	36,21	386,25	0,25692	369,74	0,27583



Grafico del cambio dollaro-euro



Grafico della quotazione greggio Brent al barile

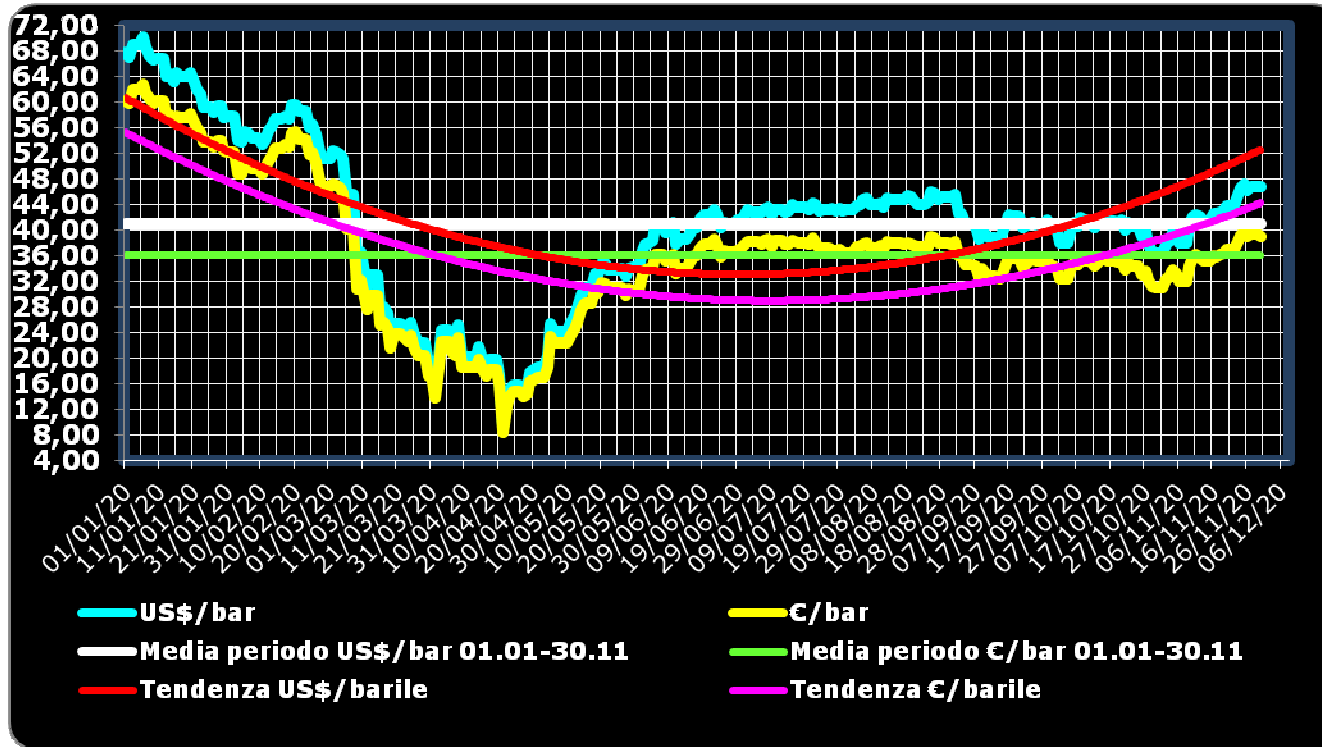
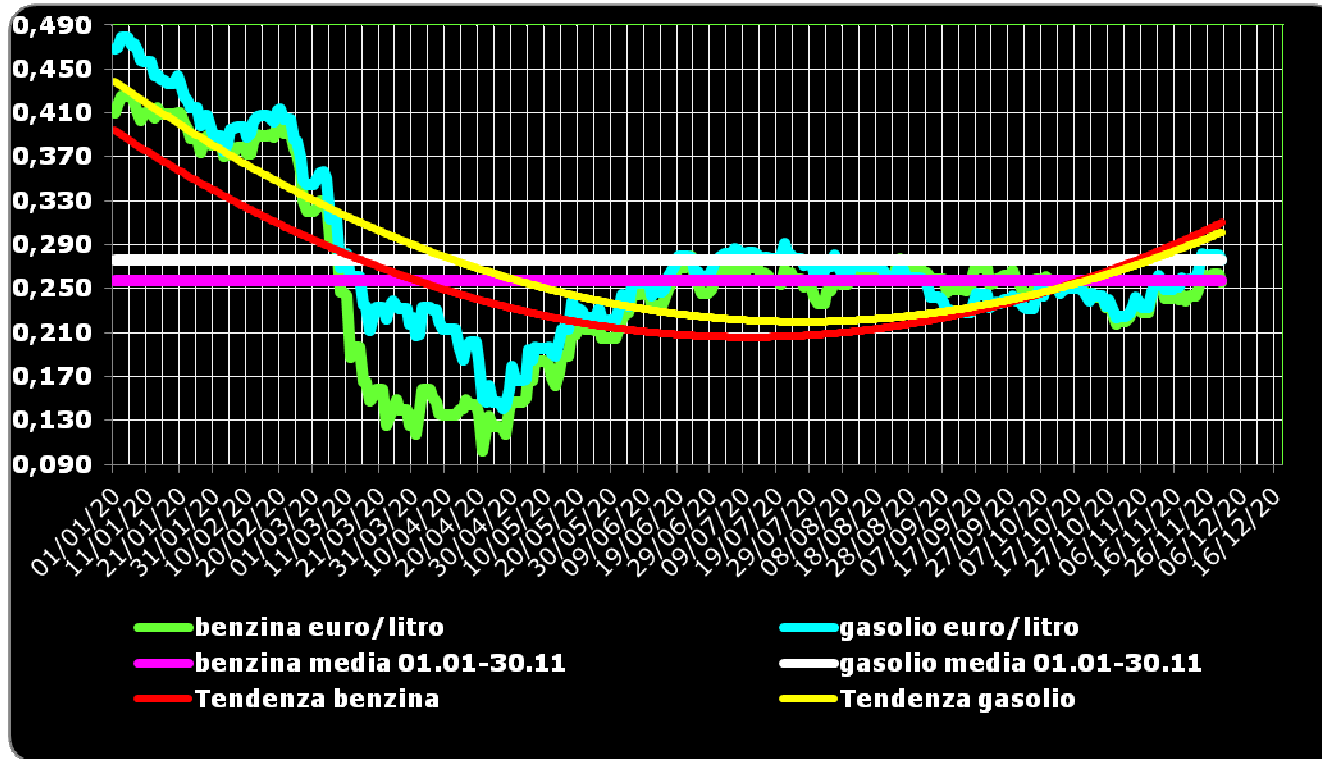


Grafico quotazioni Med cif benzina e gasolio – Euro/litro



SEZIONE 2.1 – PREZZI ITALIA: RETE DI MARCHIO SELF – MEDIA RETE DI MARCHIO, RETE NO-LOGO E RETE GENERALE – BENZINA – EURO/LITRO

Data	AGIP ENI	API IP	ESSO	Q8	EX SHELL	TAMOIL	EX TOTALERG	MEDIA MARCHI	NO-LOGO	MEDIA RETE
01/01/20	1,614	1,597	1,591	1,598		1,586	1,606	1,600	1,567	1,595
02/01/20	1,615	1,597	1,591	1,599		1,586	1,607	1,601	1,567	1,596
03/01/20	1,616	1,602	1,592	1,598		1,589	1,610	1,602	1,568	1,597
04/01/20	1,617	1,603	1,593	1,605		1,604	1,610	1,606	1,570	1,601
05/01/20	1,618	1,603	1,594	1,605		1,604	1,611	1,607	1,571	1,601
06/01/20	1,618	1,603	1,594	1,605		1,604	1,611	1,607	1,572	1,602
07/01/20	1,618	1,604	1,596	1,605		1,604	1,610	1,607	1,573	1,603
08/01/20	1,618	1,605	1,597	1,605		1,603	1,614	1,608	1,574	1,603
09/01/20	1,618	1,606	1,597	1,603		1,601	1,616	1,607	1,575	1,602
10/01/20	1,618	1,606	1,598	1,602		1,599	1,616	1,607	1,575	1,602
11/01/20	1,618	1,606	1,599	1,600		1,596	1,616	1,606	1,576	1,601
12/01/20	1,617	1,606	1,598	1,600		1,596	1,615	1,606	1,576	1,601
13/01/20	1,616	1,606	1,598	1,600		1,597	1,615	1,605	1,576	1,601
14/01/20	1,614	1,606	1,598	1,599		1,596	1,616	1,605	1,576	1,601
15/01/20	1,612	1,606	1,597	1,596		1,595	1,614	1,603	1,576	1,599
16/01/20	1,610	1,606	1,596	1,595		1,594	1,612	1,602	1,575	1,598
17/01/20	1,608	1,605	1,595	1,595		1,593	1,613	1,601	1,574	1,597
18/01/20	1,607	1,605	1,594	1,594		1,592	1,613	1,601	1,573	1,597
19/01/20	1,606	1,604	1,594	1,593		1,592	1,614	1,600	1,572	1,596
20/01/20	1,605	1,604	1,593	1,594		1,592	1,614	1,600	1,573	1,596
21/01/20	1,604	1,604	1,592	1,593		1,591	1,612	1,599	1,573	1,595
22/01/20	1,603	1,602	1,591	1,592		1,590	1,611	1,598	1,573	1,594
23/01/20	1,602	1,602	1,591	1,590		1,591	1,610	1,597	1,573	1,594
24/01/20	1,600	1,599	1,590	1,588		1,590	1,608	1,595	1,572	1,592
25/01/20	1,597	1,599	1,589	1,587		1,587	1,608	1,594	1,571	1,590
26/01/20	1,594	1,599	1,588	1,587		1,587	1,607	1,593	1,570	1,589
27/01/20	1,593	1,599	1,588	1,587		1,587	1,607	1,592	1,570	1,589
28/01/20	1,588	1,596	1,585	1,582		1,583	1,606	1,589	1,568	1,586
29/01/20	1,586	1,593	1,583	1,580		1,581	1,604	1,586	1,566	1,583

QUOTAZIONI E PREZZI GIORNALIERI – 01.01.2019 – 30.11.2020

Data	AGIP ENI	API IP	ESSO	Q8	EX SHELL	TAMOIL	EX TOTALERG	MEDIA MARCHI	NO-LOGO	MEDIA RETE
30/01/20	1,585	1,592	1,581	1,579		1,579	1,602	1,585	1,564	1,582
31/01/20	1,584	1,592	1,579	1,577		1,577	1,601	1,584	1,562	1,581
01/02/20	1,582	1,589	1,577	1,575		1,574	1,599	1,582	1,560	1,578
02/02/20	1,579	1,588	1,577	1,575		1,574	1,598	1,580	1,559	1,577
03/02/20	1,578	1,588	1,576	1,575		1,574	1,598	1,580	1,559	1,577
04/02/20	1,574	1,585	1,574	1,571		1,572	1,597	1,577	1,557	1,574
05/02/20	1,571	1,582	1,573	1,567		1,568	1,594	1,574	1,554	1,571
06/02/20	1,568	1,580	1,571	1,565		1,566	1,590	1,572	1,552	1,569
07/02/20	1,565	1,578	1,568	1,563		1,564	1,588	1,569	1,550	1,566
08/02/20	1,563	1,576	1,564	1,561		1,563	1,584	1,567	1,548	1,564
09/02/20	1,561	1,575	1,562	1,561		1,562	1,583	1,566	1,547	1,563
10/02/20	1,560	1,574	1,562	1,561		1,562	1,584	1,565	1,547	1,562
11/02/20	1,558	1,572	1,559	1,558		1,558	1,581	1,563	1,545	1,560
12/02/20	1,556	1,569	1,557	1,556		1,555	1,579	1,560	1,544	1,558
13/02/20	1,556	1,566	1,555	1,555		1,554	1,578	1,559	1,543	1,557
14/02/20	1,557	1,565	1,554	1,553		1,555	1,577	1,559	1,541	1,556
15/02/20	1,560	1,565	1,553	1,556		1,557	1,575	1,560	1,542	1,557
16/02/20	1,561	1,565	1,552	1,556		1,557	1,575	1,560	1,540	1,557
17/02/20	1,561	1,564	1,551	1,556		1,557	1,575	1,560	1,540	1,557
18/02/20	1,562	1,563	1,551	1,555		1,557	1,573	1,559	1,541	1,557
19/02/20	1,562	1,563	1,550	1,554		1,556	1,573	1,559	1,541	1,556
20/02/20	1,562	1,562	1,550	1,553		1,555	1,573	1,558	1,541	1,556
21/02/20	1,560	1,562	1,550	1,559		1,556	1,574	1,559	1,541	1,557
22/02/20	1,558	1,562	1,550	1,560		1,556	1,572	1,559	1,539	1,556
23/02/20	1,557	1,561	1,551	1,559		1,556	1,572	1,558	1,540	1,556
24/02/20	1,557	1,561	1,551	1,560		1,556	1,572	1,558	1,541	1,556
25/02/20	1,556	1,561	1,550	1,556		1,555	1,574	1,557	1,540	1,555
26/02/20	1,555	1,559	1,550	1,554		1,551	1,573	1,556	1,539	1,553
27/02/20	1,554	1,558	1,548	1,551		1,548	1,571	1,554	1,539	1,552
28/02/20	1,554	1,556	1,548	1,548		1,545	1,569	1,552	1,538	1,550
29/02/20	1,551	1,554	1,545	1,543		1,541	1,567	1,549	1,535	1,547
01/03/20	1,547	1,554	1,544	1,540		1,541	1,566	1,547	1,533	1,545
02/03/20	1,545	1,554	1,544	1,540		1,541	1,566	1,547	1,532	1,544

QUOTAZIONI E PREZZI GIORNALIERI – 01.01.2019 – 30.11.2020

Data	AGIP ENI	API IP	ESSO	Q8	EX SHELL	TAMOIL	EX TOTALERG	MEDIA MARCHI	NO-LOGO	MEDIA RETE
03/03/20	1,541	1,550	1,541	1,535		1,536	1,560	1,542	1,528	1,540
04/03/20	1,539	1,547	1,538	1,533		1,534	1,558	1,540	1,524	1,538
05/03/20	1,538	1,543	1,536	1,531		1,530	1,556	1,538	1,521	1,535
06/03/20	1,537	1,542	1,533	1,529		1,528	1,554	1,536	1,518	1,533
07/03/20	1,538	1,539	1,529	1,527		1,525	1,551	1,534	1,515	1,531
08/03/20	1,532	1,539	1,528	1,526		1,524	1,549	1,532	1,513	1,529
09/03/20	1,531	1,538	1,527	1,526		1,524	1,549	1,531	1,513	1,529
10/03/20	1,524	1,532	1,524	1,513		1,522	1,543	1,524	1,510	1,522
11/03/20	1,519	1,525	1,519	1,510		1,515	1,538	1,519	1,504	1,517
12/03/20	1,515	1,522	1,515	1,506		1,507	1,535	1,515	1,500	1,513
13/03/20	1,512	1,520	1,512	1,504		1,505	1,532	1,513	1,496	1,510
14/03/20	1,508	1,516	1,506	1,491		1,499	1,528	1,506	1,491	1,504
15/03/20	1,506	1,515	1,503	1,489		1,499	1,526	1,505	1,488	1,502
16/03/20	1,505	1,515	1,502	1,489		1,499	1,525	1,504	1,487	1,501
17/03/20	1,501	1,511	1,498	1,485		1,491	1,525	1,500	1,482	1,497
18/03/20	1,498	1,508	1,495	1,483		1,486	1,520	1,496	1,479	1,494
19/03/20	1,495	1,505	1,493	1,481		1,482	1,521	1,494	1,475	1,491
20/03/20	1,493	1,502	1,491	1,480		1,480	1,519	1,492	1,473	1,489
21/03/20	1,490	1,500	1,488	1,477		1,478	1,518	1,489	1,470	1,486
22/03/20	1,489	1,500	1,488	1,476		1,477	1,517	1,489	1,469	1,486
23/03/20	1,486	1,500	1,487	1,476		1,476	1,518	1,488	1,468	1,485
24/03/20	1,481	1,498	1,485	1,472		1,473	1,516	1,484	1,464	1,481
25/03/20	1,477	1,491	1,482	1,470		1,471	1,510	1,480	1,461	1,478
26/03/20	1,472	1,490	1,481	1,468		1,468	1,505	1,478	1,459	1,475
27/03/20	1,469	1,489	1,478	1,465		1,465	1,504	1,475	1,457	1,473
28/03/20	1,464	1,486	1,473	1,462		1,463	1,504	1,472	1,453	1,469
29/03/20	1,462	1,485	1,472	1,462		1,463	1,503	1,471	1,452	1,468
30/03/20	1,461	1,486	1,472	1,462		1,463	1,502	1,471	1,452	1,468
31/03/20	1,457	1,484	1,469	1,459		1,459	1,500	1,468	1,451	1,465
01/04/20	1,453	1,480	1,466	1,456		1,455	1,496	1,464	1,446	1,461
02/04/20	1,449	1,477	1,462	1,452		1,451	1,494	1,460	1,444	1,458
03/04/20	1,446	1,474	1,459	1,449		1,448	1,491	1,457	1,442	1,455
04/04/20	1,442	1,469	1,456	1,445		1,445	1,484	1,453	1,440	1,451

QUOTAZIONI E PREZZI GIORNALIERI – 01.01.2019 – 30.11.2020

Data	AGIP ENI	API IP	ESSO	Q8	EX SHELL	TAMOIL	EX TOTALERG	MEDIA MARCHI	NO- LOGO	MEDIA RETE
05/04/20	1,441	1,468	1,455	1,444		1,444	1,483	1,452	1,438	1,450
06/04/20	1,440	1,466	1,454	1,444		1,445	1,482	1,451	1,437	1,449
07/04/20	1,437	1,463	1,451	1,440		1,440	1,478	1,448	1,432	1,446
08/04/20	1,434	1,459	1,449	1,438		1,439	1,477	1,445	1,430	1,443
09/04/20	1,432	1,455	1,448	1,436		1,437	1,474	1,443	1,429	1,441
10/04/20	1,431	1,452	1,446	1,434		1,434	1,471	1,441	1,426	1,439
11/04/20	1,429	1,449	1,443	1,432		1,432	1,473	1,439	1,426	1,437
12/04/20	1,427	1,449	1,442	1,431		1,431	1,472	1,438	1,426	1,436
13/04/20	1,427	1,448	1,442	1,431		1,431	1,472	1,437	1,425	1,436
14/04/20	1,425	1,446	1,441	1,430		1,428	1,472	1,436	1,423	1,434
15/04/20	1,423	1,445	1,438	1,428		1,426	1,471	1,434	1,422	1,432
16/04/20	1,421	1,442	1,436	1,426		1,424	1,468	1,432	1,420	1,430
17/04/20	1,419	1,440	1,434	1,423		1,421	1,466	1,429	1,416	1,427
18/04/20	1,416	1,438	1,431	1,421		1,419	1,460	1,427	1,412	1,424
19/04/20	1,414	1,438	1,430	1,421		1,419	1,457	1,426	1,412	1,424
20/04/20	1,414	1,438	1,430	1,422		1,419	1,456	1,426	1,412	1,424
21/04/20	1,412	1,437	1,428	1,419		1,417	1,454	1,424	1,409	1,422
22/04/20	1,410	1,433	1,426	1,415		1,414	1,450	1,421	1,406	1,419
23/04/20	1,406	1,430	1,423	1,412		1,410	1,446	1,418	1,402	1,415
24/04/20	1,402	1,426	1,420	1,409		1,408	1,443	1,414	1,397	1,412
25/04/20	1,396	1,424	1,416	1,405		1,402	1,442	1,410	1,393	1,408
26/04/20	1,395	1,422	1,416	1,403		1,402	1,442	1,409	1,392	1,406
27/04/20	1,393	1,421	1,415	1,403		1,402	1,439	1,408	1,391	1,405
28/04/20	1,387	1,417	1,411	1,398		1,394	1,435	1,403	1,386	1,400
29/04/20	1,383	1,415	1,407	1,395		1,392	1,430	1,399	1,385	1,397
30/04/20	1,381	1,413	1,404	1,391		1,388	1,425	1,396	1,381	1,394
01/05/20	1,379	1,406	1,401	1,388		1,385	1,423	1,393	1,377	1,390
02/05/20	1,378	1,404	1,400	1,387		1,384	1,421	1,392	1,375	1,389
03/05/20	1,377	1,403	1,400	1,387		1,385	1,420	1,391	1,374	1,389
04/05/20	1,377	1,403	1,399	1,387		1,385	1,421	1,391	1,373	1,388
05/05/20	1,375	1,397	1,396	1,381		1,378	1,418	1,387	1,368	1,384
06/05/20	1,374	1,395	1,391	1,379		1,376	1,411	1,384	1,365	1,381
07/05/20	1,372	1,391	1,387	1,376		1,371	1,407	1,381	1,361	1,378

QUOTAZIONI E PREZZI GIORNALIERI – 01.01.2019 – 30.11.2020

Data	AGIP ENI	API IP	ESSO	Q8	EX SHELL	TAMOIL	EX TOTALERG	MEDIA MARCHI	NO-LOGO	MEDIA RETE
08/05/20	1,372	1,389	1,389	1,375		1,369	1,406	1,380	1,361	1,377
09/05/20	1,371	1,386	1,384	1,374		1,366	1,404	1,378	1,358	1,375
10/05/20	1,371	1,385	1,382	1,373		1,366	1,402	1,377	1,356	1,374
11/05/20	1,370	1,385	1,381	1,385		1,365	1,400	1,379	1,355	1,375
12/05/20	1,370	1,382	1,379	1,385		1,362	1,395	1,378	1,354	1,374
13/05/20	1,370	1,380	1,377	1,385		1,360	1,395	1,377	1,353	1,373
14/05/20	1,370	1,379	1,378	1,380		1,358	1,393	1,375	1,353	1,372
15/05/20	1,369	1,378	1,377	1,377		1,356	1,392	1,374	1,351	1,370
16/05/20	1,371	1,377	1,376	1,376		1,353	1,390	1,373	1,350	1,370
17/05/20	1,373	1,376	1,375	1,377		1,353	1,389	1,373	1,349	1,370
18/05/20	1,374	1,376	1,374	1,377		1,354	1,390	1,374	1,347	1,370
19/05/20	1,378	1,381	1,375	1,376		1,350	1,392	1,376	1,347	1,371
20/05/20	1,382	1,390	1,374	1,382		1,354	1,397	1,380	1,346	1,375
21/05/20	1,385	1,392	1,374	1,381		1,355	1,401	1,382	1,347	1,377
22/05/20	1,389	1,398	1,376	1,382		1,357	1,404	1,385	1,349	1,380
23/05/20	1,391	1,399	1,376	1,382		1,359	1,405	1,386	1,350	1,381
24/05/20	1,391	1,398	1,377	1,382		1,359	1,406	1,386	1,350	1,381
25/05/20	1,392	1,399	1,377	1,382		1,359	1,407	1,387	1,350	1,382
26/05/20	1,393	1,401	1,377	1,382		1,361	1,409	1,388	1,350	1,382
27/05/20	1,393	1,402	1,378	1,382		1,363	1,409	1,388	1,351	1,383
28/05/20	1,393	1,402	1,378	1,382		1,364	1,410	1,388	1,351	1,383
29/05/20	1,393	1,402	1,377	1,380		1,363	1,413	1,388	1,350	1,382
30/05/20	1,392	1,401	1,377	1,377		1,362	1,412	1,387	1,350	1,381
31/05/20	1,392	1,401	1,377	1,377		1,362	1,411	1,386	1,350	1,381
01/06/20	1,392	1,401	1,376	1,377		1,362	1,410	1,386	1,350	1,381
02/06/20	1,392	1,396	1,376	1,375		1,362	1,406	1,384	1,352	1,380
03/06/20	1,392	1,396	1,375	1,374		1,361	1,404	1,384	1,353	1,379
04/06/20	1,392	1,398	1,375	1,373		1,365	1,403	1,384	1,352	1,380
05/06/20	1,392	1,396	1,379	1,386		1,367	1,402	1,387	1,353	1,382
06/06/20	1,392	1,396	1,379	1,387		1,369	1,403	1,388	1,353	1,383
07/06/20	1,392	1,395	1,379	1,388		1,369	1,404	1,388	1,354	1,383
08/06/20	1,392	1,394	1,379	1,388		1,369	1,403	1,388	1,354	1,383
09/06/20	1,395	1,395	1,383	1,389		1,376	1,405	1,390	1,355	1,385

QUOTAZIONI E PREZZI GIORNALIERI – 01.01.2019 – 30.11.2020

Data	AGIP ENI	API IP	ESSO	Q8	EX SHELL	TAMOIL	EX TOTALERG	MEDIA MARCHI	NO- LOGO	MEDIA RETE
10/06/20	1,399	1,397	1,386	1,389		1,378	1,403	1,392	1,357	1,387
11/06/20	1,400	1,401	1,387	1,388		1,378	1,405	1,394	1,360	1,389
12/06/20	1,401	1,402	1,387	1,386		1,379	1,404	1,394	1,362	1,389
13/06/20	1,401	1,402	1,388	1,384		1,380	1,405	1,394	1,363	1,389
14/06/20	1,401	1,403	1,388	1,383		1,379	1,404	1,394	1,364	1,390
15/06/20	1,401	1,402	1,387	1,383		1,379	1,405	1,393	1,364	1,389
16/06/20	1,403	1,402	1,387	1,382		1,380	1,405	1,394	1,365	1,390
17/06/20	1,405	1,403	1,388	1,388		1,380	1,408	1,396	1,365	1,391
18/06/20	1,412	1,406	1,387	1,388		1,382	1,409	1,399	1,365	1,394
19/06/20	1,417	1,407	1,388	1,395		1,383	1,410	1,402	1,368	1,397
20/06/20	1,418	1,407	1,390	1,401		1,386	1,412	1,404	1,369	1,399
21/06/20	1,419	1,407	1,391	1,402		1,386	1,411	1,405	1,370	1,400
22/06/20	1,419	1,407	1,392	1,402		1,386	1,411	1,405	1,371	1,400
23/06/20	1,422	1,410	1,394	1,409		1,393	1,413	1,409	1,375	1,404
24/06/20	1,426	1,412	1,397	1,411		1,398	1,410	1,412	1,377	1,407
25/06/20	1,428	1,414	1,400	1,413		1,405	1,415	1,414	1,379	1,409
26/06/20	1,429	1,414	1,402	1,413		1,406	1,419	1,415	1,381	1,410
27/06/20	1,429	1,414	1,404	1,411		1,406	1,420	1,415	1,383	1,410
28/06/20	1,429	1,414	1,404	1,411		1,406	1,421	1,415	1,384	1,410
29/06/20	1,430	1,414	1,404	1,411		1,405	1,420	1,415	1,384	1,411
30/06/20	1,430	1,415	1,405	1,411		1,404	1,420	1,416	1,385	1,411
01/07/20	1,430	1,415	1,405	1,410		1,403	1,422	1,415	1,384	1,410
02/07/20	1,430	1,414	1,404	1,410		1,401	1,421	1,414	1,385	1,410
03/07/20	1,430	1,414	1,404	1,416		1,401	1,424	1,415	1,384	1,411
04/07/20	1,430	1,414	1,404	1,417		1,402	1,427	1,416	1,385	1,411
05/07/20	1,430	1,414	1,404	1,417		1,403	1,428	1,416	1,386	1,411
06/07/20	1,430	1,414	1,404	1,417		1,403	1,428	1,416	1,386	1,412
07/07/20	1,431	1,415	1,406	1,423		1,405	1,429	1,418	1,387	1,414
08/07/20	1,430	1,415	1,407	1,422		1,409	1,431	1,418	1,388	1,414
09/07/20	1,430	1,414	1,408	1,420		1,411	1,429	1,418	1,388	1,414
10/07/20	1,430	1,414	1,408	1,418		1,413	1,427	1,418	1,390	1,414
11/07/20	1,430	1,415	1,409	1,415		1,413	1,426	1,418	1,391	1,414
12/07/20	1,430	1,415	1,409	1,414		1,413	1,427	1,417	1,391	1,413

QUOTAZIONI E PREZZI GIORNALIERI – 01.01.2019 – 30.11.2020

Data	AGIP ENI	API IP	ESSO	Q8	EX SHELL	TAMOIL	EX TOTALERG	MEDIA MARCHI	NO-LOGO	MEDIA RETE
13/07/20	1,430	1,414	1,409	1,414		1,414	1,427	1,417	1,392	1,413
14/07/20	1,430	1,415	1,409	1,414		1,413	1,426	1,417	1,393	1,414
15/07/20	1,430	1,415	1,409	1,414		1,413	1,427	1,417	1,392	1,414
16/07/20	1,431	1,416	1,408	1,413		1,413	1,427	1,418	1,394	1,414
17/07/20	1,431	1,415	1,409	1,412		1,413	1,429	1,417	1,393	1,414
18/07/20	1,431	1,414	1,409	1,412		1,413	1,432	1,417	1,393	1,414
19/07/20	1,431	1,414	1,408	1,411		1,413	1,433	1,417	1,393	1,413
20/07/20	1,431	1,414	1,408	1,411		1,413	1,432	1,417	1,394	1,414
21/07/20	1,431	1,415	1,408	1,411		1,411	1,428	1,417	1,393	1,413
22/07/20	1,430	1,414	1,408	1,410		1,408	1,433	1,416	1,394	1,413
23/07/20	1,431	1,414	1,408	1,410		1,409	1,434	1,416	1,395	1,413
24/07/20	1,431	1,415	1,408	1,410		1,408	1,432	1,416	1,395	1,413
25/07/20	1,430	1,414	1,408	1,410		1,407	1,431	1,416	1,395	1,413
26/07/20	1,430	1,414	1,409	1,410		1,408	1,428	1,416	1,395	1,413
27/07/20	1,430	1,414	1,409	1,410		1,408	1,428	1,416	1,395	1,413
28/07/20	1,431	1,414	1,409	1,408		1,409	1,429	1,416	1,395	1,413
29/07/20	1,430	1,414	1,409	1,409		1,409	1,430	1,416	1,394	1,413
30/07/20	1,430	1,414	1,409	1,409		1,408	1,427	1,416	1,395	1,413
31/07/20	1,430	1,414	1,409	1,408		1,407	1,426	1,415	1,395	1,412
01/08/20	1,430	1,414	1,408	1,407		1,406	1,431	1,415	1,395	1,412
02/08/20	1,429	1,414	1,407	1,407		1,406	1,434	1,415	1,393	1,411
03/08/20	1,428	1,414	1,407	1,407		1,406	1,433	1,414	1,393	1,411
04/08/20	1,427	1,413	1,407	1,404		1,405	1,430	1,413	1,394	1,410
05/08/20	1,426	1,411	1,406	1,404		1,405	1,426	1,412	1,393	1,409
06/08/20	1,424	1,411	1,406	1,403		1,404	1,430	1,412	1,393	1,409
07/08/20	1,423	1,412	1,405	1,403		1,404	1,429	1,411	1,393	1,409
08/08/20	1,423	1,411	1,405	1,403		1,404	1,428	1,411	1,393	1,409
09/08/20	1,423	1,412	1,404	1,403		1,403	1,428	1,411	1,393	1,409
10/08/20	1,423	1,412	1,404	1,403		1,403	1,428	1,411	1,393	1,409
11/08/20	1,422	1,412	1,403	1,408		1,402	1,430	1,412	1,392	1,409
12/08/20	1,422	1,412	1,404	1,408		1,402	1,430	1,412	1,393	1,409
13/08/20	1,422	1,412	1,403	1,409		1,404	1,431	1,412	1,393	1,409
14/08/20	1,422	1,411	1,404	1,408		1,405	1,434	1,412	1,393	1,409

QUOTAZIONI E PREZZI GIORNALIERI – 01.01.2019 – 30.11.2020

Data	AGIP ENI	API IP	ESSO	Q8	EX SHELL	TAMOIL	EX TOTALERG	MEDIA MARCHI	NO-LOGO	MEDIA RETE
15/08/20	1,422	1,412	1,405	1,408		1,406	1,433	1,412	1,394	1,410
16/08/20	1,421	1,411	1,405	1,408		1,406	1,431	1,412	1,394	1,409
17/08/20	1,421	1,411	1,405	1,409		1,406	1,431	1,412	1,393	1,409
18/08/20	1,422	1,412	1,405	1,408		1,405	1,429	1,412	1,393	1,409
19/08/20	1,421	1,412	1,405	1,408		1,404	1,424	1,411	1,393	1,409
20/08/20	1,421	1,412	1,406	1,407		1,404	1,429	1,411	1,393	1,409
21/08/20	1,421	1,413	1,405	1,406		1,404	1,428	1,411	1,392	1,408
22/08/20	1,421	1,414	1,405	1,406		1,404	1,424	1,411	1,393	1,409
23/08/20	1,421	1,414	1,405	1,406		1,404	1,426	1,412	1,393	1,409
24/08/20	1,421	1,414	1,405	1,406		1,404	1,427	1,412	1,394	1,409
25/08/20	1,421	1,414	1,405	1,406		1,404	1,426	1,412	1,393	1,409
26/08/20	1,421	1,414	1,405	1,410		1,406	1,427	1,413	1,394	1,410
27/08/20	1,421	1,415	1,406	1,411		1,407	1,423	1,413	1,395	1,411
28/08/20	1,421	1,414	1,406	1,412		1,408	1,428	1,414	1,395	1,411
29/08/20	1,421	1,414	1,407	1,407		1,407	1,431	1,413	1,396	1,410
30/08/20	1,421	1,414	1,407	1,407		1,406	1,432	1,412	1,395	1,410
31/08/20	1,421	1,415	1,407	1,407		1,407	1,431	1,413	1,396	1,410
01/09/20	1,421	1,414	1,407	1,406		1,406	1,432	1,412	1,395	1,410
02/09/20	1,421	1,413	1,406	1,406		1,407	1,430	1,412	1,394	1,409
03/09/20	1,421	1,413	1,405	1,406		1,407	1,431	1,412	1,394	1,409
04/09/20	1,421	1,413	1,405	1,404		1,407	1,428	1,411	1,394	1,409
05/09/20	1,421	1,412	1,404	1,404		1,406	1,428	1,411	1,393	1,408
06/09/20	1,421	1,411	1,405	1,404		1,406	1,425	1,411	1,392	1,408
07/09/20	1,421	1,411	1,405	1,404		1,406	1,428	1,411	1,392	1,408
08/09/20	1,421	1,411	1,404	1,403		1,405	1,429	1,410	1,393	1,408
09/09/20	1,419	1,410	1,404	1,400		1,403	1,427	1,409	1,393	1,406
10/09/20	1,417	1,409	1,403	1,399		1,402	1,427	1,408	1,393	1,405
11/09/20	1,416	1,408	1,401	1,398		1,401	1,428	1,407	1,391	1,404
12/09/20	1,414	1,406	1,399	1,396		1,400	1,427	1,405	1,390	1,403
13/09/20	1,414	1,406	1,398	1,396		1,400	1,427	1,405	1,390	1,402
14/09/20	1,413	1,406	1,398	1,396		1,400	1,428	1,404	1,390	1,402
15/09/20	1,412	1,404	1,397	1,394		1,398	1,423	1,403	1,388	1,401
16/09/20	1,411	1,404	1,396	1,394		1,397	1,423	1,402	1,387	1,400

QUOTAZIONI E PREZZI GIORNALIERI – 01.01.2019 – 30.11.2020

Data	AGIP ENI	API IP	ESSO	Q8	EX SHELL	TAMOIL	EX TOTALERG	MEDIA MARCHI	NO-LOGO	MEDIA RETE
17/09/20	1,411	1,403	1,395	1,393		1,397	1,422	1,402	1,386	1,399
18/09/20	1,411	1,403	1,395	1,393		1,399	1,427	1,402	1,386	1,399
19/09/20	1,411	1,404	1,395	1,403		1,402	1,429	1,404	1,386	1,401
20/09/20	1,411	1,404	1,395	1,403		1,403	1,428	1,404	1,386	1,402
21/09/20	1,411	1,404	1,395	1,403		1,403	1,428	1,404	1,386	1,402
22/09/20	1,411	1,404	1,394	1,403		1,401	1,424	1,404	1,385	1,401
23/09/20	1,411	1,404	1,395	1,402		1,400	1,425	1,404	1,385	1,401
24/09/20	1,411	1,404	1,396	1,402		1,399	1,423	1,404	1,385	1,401
25/09/20	1,411	1,404	1,395	1,401		1,399	1,421	1,403	1,385	1,401
26/09/20	1,411	1,403	1,395	1,400		1,399	1,420	1,403	1,384	1,400
27/09/20	1,411	1,403	1,395	1,399		1,398	1,420	1,403	1,384	1,400
28/09/20	1,411	1,403	1,394	1,399		1,399	1,420	1,403	1,384	1,400
29/09/20	1,412	1,403	1,394	1,398		1,399	1,424	1,403	1,385	1,400
30/09/20	1,411	1,404	1,393	1,398		1,400	1,427	1,403	1,385	1,400
01/10/20	1,411	1,404	1,393	1,398		1,399	1,428	1,403	1,385	1,400
02/10/20	1,411	1,405	1,393	1,397		1,398	1,421	1,402	1,386	1,400
03/10/20	1,411	1,406	1,393	1,394		1,398	1,428	1,402	1,386	1,400
04/10/20	1,412	1,406	1,393	1,393		1,398	1,428	1,402	1,385	1,400
05/10/20	1,412	1,406	1,393	1,393		1,398	1,427	1,402	1,385	1,400
06/10/20	1,411	1,405	1,392	1,393		1,397	1,427	1,401	1,385	1,399
07/10/20	1,411	1,405	1,393	1,392		1,398	1,425	1,402	1,384	1,399
08/10/20	1,411	1,405	1,393	1,392		1,399	1,422	1,402	1,385	1,399
09/10/20	1,411	1,404	1,393	1,398		1,399	1,424	1,403	1,386	1,400
10/10/20	1,411	1,405	1,394	1,399		1,399	1,425	1,403	1,385	1,401
11/10/20	1,410	1,405	1,394	1,399		1,399	1,424	1,403	1,386	1,400
12/10/20	1,410	1,405	1,394	1,399		1,399	1,425	1,403	1,386	1,400
13/10/20	1,410	1,406	1,394	1,399		1,399	1,424	1,403	1,385	1,401
14/10/20	1,410	1,406	1,394	1,398		1,400	1,425	1,403	1,386	1,401
15/10/20	1,410	1,406	1,394	1,397		1,399	1,429	1,403	1,386	1,401
16/10/20	1,410	1,407	1,393	1,396		1,399	1,425	1,403	1,386	1,400
17/10/20	1,410	1,407	1,393	1,395		1,398	1,422	1,402	1,385	1,400
18/10/20	1,410	1,407	1,393	1,395		1,399	1,421	1,403	1,385	1,400
19/10/20	1,409	1,407	1,393	1,395		1,398	1,419	1,402	1,386	1,400

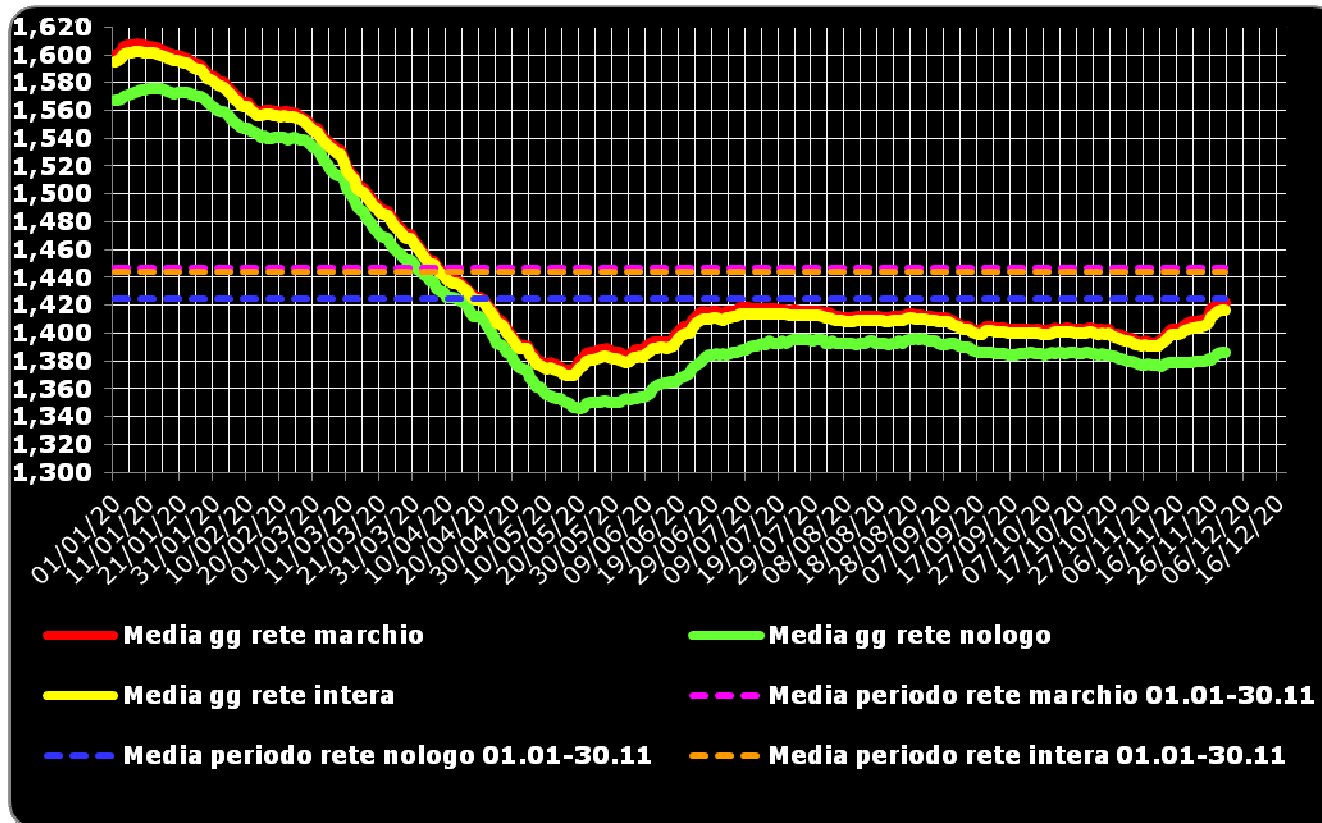
QUOTAZIONI E PREZZI GIORNALIERI – 01.01.2019 – 30.11.2020

Data	AGIP ENI	API IP	ESSO	Q8	EX SHELL	TAMOIL	EX TOTALERG	MEDIA MARCHI	NO-LOGO	MEDIA RETE
20/10/20	1,409	1,418	1,393	1,395		1,398	1,421	1,404	1,386	1,401
21/10/20	1,409	1,419	1,392	1,394		1,397	1,415	1,403	1,385	1,400
22/10/20	1,409	1,418	1,391	1,394		1,395	1,421	1,403	1,385	1,400
23/10/20	1,409	1,417	1,391	1,393		1,395	1,421	1,402	1,384	1,399
24/10/20	1,409	1,417	1,391	1,393		1,394	1,417	1,402	1,385	1,400
25/10/20	1,409	1,417	1,392	1,392		1,394	1,417	1,402	1,384	1,399
26/10/20	1,410	1,417	1,391	1,392		1,394	1,418	1,402	1,384	1,400
27/10/20	1,409	1,406	1,392	1,391		1,392	1,420	1,400	1,383	1,398
28/10/20	1,409	1,404	1,392	1,390		1,391	1,419	1,399	1,383	1,397
29/10/20	1,409	1,403	1,391	1,391		1,390	1,421	1,399	1,382	1,396
30/10/20	1,408	1,402	1,390	1,390		1,389	1,425	1,398	1,382	1,396
31/10/20	1,407	1,401	1,389	1,389		1,387	1,427	1,397	1,381	1,395
01/11/20	1,406	1,401	1,389	1,389		1,386	1,428	1,397	1,380	1,394
02/11/20	1,405	1,400	1,389	1,389		1,386	1,428	1,396	1,380	1,394
03/11/20	1,403	1,399	1,387	1,386		1,385	1,423	1,394	1,379	1,392
04/11/20	1,402	1,398	1,386	1,386		1,385	1,422	1,394	1,378	1,391
05/11/20	1,400	1,398	1,386	1,385		1,386	1,421	1,393	1,377	1,391
06/11/20	1,400	1,398	1,386	1,390		1,386	1,418	1,394	1,377	1,392
07/11/20	1,399	1,397	1,386	1,389		1,385	1,419	1,393	1,378	1,391
08/11/20	1,398	1,397	1,385	1,389		1,385	1,419	1,393	1,377	1,390
09/11/20	1,398	1,397	1,385	1,389		1,385	1,417	1,393	1,377	1,390
10/11/20	1,398	1,396	1,384	1,394		1,385	1,417	1,393	1,377	1,391
11/11/20	1,398	1,397	1,386	1,400		1,386	1,419	1,395	1,376	1,392
12/11/20	1,401	1,397	1,389	1,402		1,393	1,412	1,397	1,378	1,395
13/11/20	1,404	1,402	1,391	1,404		1,395	1,422	1,401	1,379	1,398
14/11/20	1,405	1,404	1,394	1,405		1,397	1,421	1,402	1,379	1,399
15/11/20	1,405	1,404	1,394	1,405		1,397	1,421	1,402	1,379	1,399
16/11/20	1,406	1,404	1,394	1,406		1,397	1,421	1,403	1,379	1,399
17/11/20	1,408	1,405	1,395	1,406		1,398	1,422	1,404	1,379	1,400
18/11/20	1,412	1,406	1,396	1,408		1,399	1,421	1,406	1,379	1,402
19/11/20	1,414	1,407	1,397	1,409		1,400	1,419	1,407	1,379	1,403
20/11/20	1,415	1,407	1,399	1,410		1,400	1,421	1,408	1,379	1,404
21/11/20	1,415	1,407	1,400	1,410		1,400	1,420	1,408	1,380	1,404

QUOTAZIONI E PREZZI GIORNALIERI – 01.01.2019 – 30.11.2020

Data	AGIP ENI	API IP	ESSO	Q8	EX SHELL	TAMOIL	EX TOTALERG	MEDIA MARCHI	NO-LOGO	MEDIA RETE
22/11/20	1,415	1,408	1,400	1,411		1,401	1,422	1,409	1,380	1,405
23/11/20	1,416	1,408	1,400	1,411		1,401	1,422	1,409	1,380	1,405
24/11/20	1,418	1,408	1,401	1,411		1,400	1,424	1,410	1,380	1,405
25/11/20	1,422	1,409	1,402	1,414		1,402	1,423	1,412	1,382	1,407
26/11/20	1,426	1,411	1,405	1,425		1,411	1,426	1,417	1,381	1,412
27/11/20	1,430	1,413	1,408	1,426		1,412	1,427	1,419	1,383	1,414
28/11/20	1,432	1,415	1,411	1,427		1,414	1,429	1,421	1,385	1,416
29/11/20	1,433	1,415	1,411	1,427		1,414	1,427	1,422	1,386	1,416
30/11/20	1,433	1,416	1,412	1,427		1,414	1,427	1,422	1,386	1,417
MEDIA	1,452	1,452	1,442	1,442		1,439	1,466	1,447	1,425	1,444

Grafico prezzi benzina self media rete di marchio, rete no-logo e rete intera - Euro/litro



SEZIONE 2.2 – PREZZI ITALIA: RETE DI MARCHIO SERVITO – MEDIA RETE DI MARCHIO, RETE NO-LOGO E RETE GENERALE – BENZINA – EURO/LITRO

Data	AGIP ENI	API IP	ESSO	Q8	EX SHELL	TAMOIL	EX TOTALERG	MEDIA MARCHI	NO-LOGO	MEDIA RETE
01/01/20	1,781	1,789	1,740	1,751	1,609	1,678	1,757	1,756	1,609	1,728
02/01/20	1,784	1,788	1,740	1,750	1,609	1,678	1,757	1,757	1,609	1,728
03/01/20	1,791	1,793	1,739	1,749	1,619	1,681	1,758	1,761	1,610	1,732
04/01/20	1,794	1,798	1,741	1,752	1,619	1,693	1,759	1,765	1,612	1,736
05/01/20	1,795	1,800	1,742	1,753	1,629	1,693	1,759	1,767	1,612	1,737
06/01/20	1,795	1,800	1,741	1,752	1,629	1,693	1,760	1,766	1,612	1,737
07/01/20	1,797	1,804	1,742	1,756	1,629	1,695	1,763	1,769	1,613	1,740
08/01/20	1,799	1,802	1,741	1,755	1,619	1,698	1,762	1,769	1,615	1,740
09/01/20	1,799	1,802	1,743	1,756	1,619	1,701	1,762	1,770	1,616	1,740
10/01/20	1,799	1,803	1,745	1,757	1,619	1,696	1,762	1,769	1,617	1,738
11/01/20	1,799	1,802	1,745	1,756	1,619	1,694	1,763	1,768	1,617	1,737
12/01/20	1,797	1,800	1,747	1,756	1,619	1,692	1,763	1,767	1,618	1,737
13/01/20	1,797	1,801	1,747	1,755	1,619	1,693	1,763	1,767	1,618	1,738
14/01/20	1,796	1,803	1,747	1,754	1,619	1,692	1,764	1,768	1,618	1,738
15/01/20	1,794	1,804	1,748	1,754	0,000	1,692	1,760	1,767	1,618	1,738
16/01/20	1,792	1,804	1,746	1,754	1,609	1,690	1,760	1,766	1,617	1,737
17/01/20	1,791	1,802	1,747	1,758	1,609	1,691	1,760	1,766	1,615	1,737
18/01/20	1,790	1,798	1,744	1,756	1,609	1,690	1,761	1,764	1,614	1,735
19/01/20	1,789	1,799	1,743	1,755	1,609	1,690	1,762	1,764	1,614	1,735
20/01/20	1,788	1,798	1,743	1,754	1,609	1,690	1,761	1,764	1,615	1,735
21/01/20	1,787	1,798	1,741	1,753	1,609	1,688	1,761	1,763	1,616	1,734
22/01/20	1,786	1,796	1,740	1,752	1,589	1,687	1,761	1,762	1,616	1,733
23/01/20	1,785	1,797	1,740	1,752	1,589	1,687	1,761	1,762	1,615	1,733
24/01/20	1,782	1,797	1,739	1,751	1,589	1,686	1,759	1,760	1,616	1,732
25/01/20	1,779	1,797	1,739	1,749	1,589	1,684	1,758	1,759	1,614	1,730
26/01/20	1,778	1,797	1,738	1,749	1,589	1,683	1,756	1,758	1,614	1,730
27/01/20	1,777	1,798	1,738	1,750	1,589	1,682	1,756	1,758	1,613	1,730
28/01/20	1,772	1,797	1,737	1,749	1,589	1,681	1,757	1,756	1,611	1,728
29/01/20	1,770	1,796	1,734	1,749	1,589	1,679	1,756	1,754	1,608	1,726

QUOTAZIONI E PREZZI GIORNALIERI – 01.01.2019 – 30.11.2020

Data	AGIP ENI	API IP	ESSO	Q8	EX SHELL	TAMOIL	EX TOTALERG	MEDIA MARCHI	NO-LOGO	MEDIA RETE
30/01/20	1,769	1,794	1,731	1,747	1,589	1,677	1,754	1,753	1,606	1,724
31/01/20	1,768	1,793	1,728	1,747	1,589	1,674	1,754	1,751	1,604	1,722
01/02/20	1,766	1,789	1,726	1,746	1,589	1,670	1,751	1,748	1,601	1,719
02/02/20	1,764	1,788	1,727	1,747	1,589	1,669	1,751	1,748	1,600	1,718
03/02/20	1,763	1,786	1,727	1,744	1,589	1,670	1,750	1,747	1,600	1,718
04/02/20	1,759	1,783	1,724	1,742	1,539	1,669	1,748	1,744	1,598	1,715
05/02/20	1,756	1,782	1,724	1,739	1,539	1,668	1,746	1,742	1,597	1,713
06/02/20	1,754	1,781	1,723	1,742	1,539	1,665	1,743	1,741	1,595	1,712
07/02/20	1,752	1,779	1,720	1,740	1,539	1,664	1,740	1,739	1,593	1,710
08/02/20	1,749	1,778	1,717	1,741	1,589	1,662	1,736	1,737	1,592	1,708
09/02/20	1,748	1,776	1,715	1,740	1,589	1,661	1,736	1,735	1,590	1,707
10/02/20	1,747	1,776	1,714	1,740	1,589	1,661	1,737	1,735	1,590	1,707
11/02/20	1,745	1,773	1,711	1,739	1,559	1,657	1,734	1,732	1,589	1,705
12/02/20	1,743	1,771	1,708	1,736	1,559	1,655	1,732	1,730	1,587	1,703
13/02/20	1,742	1,770	1,706	1,734	1,559	1,654	1,733	1,729	1,586	1,701
14/02/20	1,743	1,770	1,706	1,733	1,559	1,655	1,731	1,729	1,585	1,701
15/02/20	1,747	1,768	1,705	1,732	1,559	1,657	1,731	1,730	1,584	1,702
16/02/20	1,748	1,768	1,704	1,730	1,559	1,656	1,729	1,729	1,583	1,702
17/02/20	1,748	1,768	1,704	1,730	1,559	1,656	1,729	1,730	1,583	1,702
18/02/20	1,749	1,767	1,706	1,726	1,559	1,655	1,730	1,730	1,583	1,702
19/02/20	1,750	1,768	1,705	1,728	1,559	1,656	1,726	1,730	1,584	1,701
20/02/20	1,749	1,767	1,705	1,728	1,559	1,655	1,725	1,729	1,584	1,701
21/02/20	1,748	1,767	1,705	1,730	1,559	1,655	1,724	1,729	1,585	1,701
22/02/20	1,746	1,766	1,704	1,731	1,559	1,655	1,724	1,728	1,585	1,700
23/02/20	1,746	1,765	1,705	1,732	1,559	1,655	1,725	1,728	1,585	1,700
24/02/20	1,746	1,765	1,705	1,730	1,559	1,655	1,726	1,728	1,585	1,700
25/02/20	1,744	1,764	1,704	1,731	1,559	1,653	1,722	1,727	1,584	1,699
26/02/20	1,743	1,764	1,702	1,728	1,559	1,651	1,724	1,726	1,584	1,699
27/02/20	1,743	1,763	1,701	1,728	1,559	1,647	1,721	1,725	1,584	1,698
28/02/20	1,743	1,761	1,700	1,728	1,559	1,645	1,723	1,724	1,582	1,697
29/02/20	1,740	1,761	1,697	1,727	1,559	1,640	1,721	1,721	1,579	1,693
01/03/20	1,736	1,762	1,696	1,724	1,559	1,640	1,721	1,720	1,577	1,692
02/03/20	1,735	1,761	1,695	1,722	1,559	1,640	1,719	1,719	1,577	1,691

QUOTAZIONI E PREZZI GIORNALIERI – 01.01.2019 – 30.11.2020

Data	AGIP ENI	API IP	ESSO	Q8	EX SHELL	TAMOIL	EX TOTALERG	MEDIA MARCHI	NO-LOGO	MEDIA RETE
03/03/20	1,731	1,757	1,695	1,720	1,559	1,638	1,714	1,716	1,572	1,688
04/03/20	1,728	1,756	1,692	1,718	1,559	1,635	1,711	1,714	1,568	1,685
05/03/20	1,727	1,755	1,689	1,716	1,539	1,630	1,706	1,711	1,565	1,683
06/03/20	1,725	1,754	1,687	1,713	1,539	1,629	1,704	1,710	1,562	1,681
07/03/20	1,723	1,751	1,683	1,712	1,539	1,627	1,703	1,707	1,559	1,679
08/03/20	1,721	1,750	1,683	1,713	1,539	1,626	1,701	1,706	1,557	1,677
09/03/20	1,720	1,750	1,683	1,711	1,539	1,627	1,701	1,706	1,557	1,677
10/03/20	1,715	1,745	1,678	1,706	1,539	1,624	1,697	1,701	1,555	1,672
11/03/20	1,710	1,738	1,674	1,702	1,509	1,618	1,693	1,696	1,549	1,667
12/03/20	1,706	1,735	1,668	1,698	1,509	1,610	1,689	1,691	1,545	1,663
13/03/20	1,703	1,732	1,666	1,693	1,479	1,607	1,686	1,688	1,541	1,659
14/03/20	1,699	1,730	1,661	1,690	1,479	1,604	1,683	1,685	1,537	1,656
15/03/20	1,697	1,729	1,658	1,690	1,479	1,604	1,682	1,683	1,533	1,654
16/03/20	1,696	1,728	1,657	1,688	1,479	1,604	1,683	1,683	1,533	1,653
17/03/20	1,692	1,727	1,655	1,685	1,479	1,599	1,683	1,679	1,528	1,649
18/03/20	1,689	1,720	1,651	1,686	1,479	1,595	1,670	1,674	1,526	1,644
19/03/20	1,686	1,718	1,648	1,684	1,479	1,590	1,672	1,672	1,522	1,641
20/03/20	1,684	1,715	1,646	1,683	1,388	1,588	1,673	1,670	1,521	1,640
21/03/20	1,683	1,714	1,643	1,684	1,388	1,585	1,672	1,669	1,519	1,639
22/03/20	1,681	1,715	1,644	1,681	1,388	1,584	1,669	1,668	1,518	1,638
23/03/20	1,679	1,714	1,644	1,681	1,388	1,583	1,671	1,667	1,517	1,637
24/03/20	1,675	1,712	1,642	1,677	1,399	1,579	1,671	1,664	1,514	1,635
25/03/20	1,670	1,707	1,639	1,675	1,399	1,578	1,666	1,660	1,511	1,631
26/03/20	1,666	1,706	1,637	1,675	1,399	1,578	1,660	1,658	1,508	1,629
27/03/20	1,662	1,706	1,634	1,674	1,399	1,576	1,658	1,656	1,507	1,627
28/03/20	1,657	1,703	1,631	1,674	1,399	1,577	1,657	1,653	1,502	1,624
29/03/20	1,654	1,702	1,630	1,670	1,399	1,576	1,656	1,651	1,501	1,622
30/03/20	1,653	1,703	1,629	1,669	1,399	1,576	1,654	1,651	1,501	1,622
31/03/20	1,649	1,701	1,627	1,668	1,399	1,572	1,654	1,648	1,499	1,620
01/04/20	1,645	1,696	1,625	1,666	1,399	1,566	1,648	1,644	1,494	1,615
02/04/20	1,641	1,689	1,621	1,664	1,399	1,565	1,644	1,640	1,492	1,612
03/04/20	1,638	1,685	1,618	1,662	1,399	1,564	1,641	1,637	1,491	1,609
04/04/20	1,634	1,684	1,615	1,660	1,399	1,561	1,637	1,634	1,489	1,606

QUOTAZIONI E PREZZI GIORNALIERI – 01.01.2019 – 30.11.2020

Data	AGIP ENI	API IP	ESSO	Q8	EX SHELL	TAMOIL	EX TOTALERG	MEDIA MARCHI	NO-LOGO	MEDIA RETE
05/04/20	1,633	1,683	1,614	1,659	1,289	1,559	1,636	1,633	1,486	1,605
06/04/20	1,632	1,682	1,614	1,659	1,289	1,559	1,636	1,633	1,485	1,604
07/04/20	1,629	1,682	1,611	1,654	1,289	1,558	1,628	1,630	1,482	1,602
08/04/20	1,627	1,679	1,608	1,655	1,289	1,557	1,628	1,628	1,480	1,600
09/04/20	1,625	1,681	1,606	1,657	1,289	1,554	1,623	1,627	1,478	1,598
10/04/20	1,624	1,674	1,605	1,649	1,289	1,552	1,621	1,624	1,475	1,595
11/04/20	1,622	1,670	1,604	1,649	1,289	1,548	1,623	1,622	1,476	1,593
12/04/20	1,620	1,668	1,603	1,649	1,289	1,548	1,622	1,620	1,473	1,591
13/04/20	1,620	1,668	1,602	1,647	1,289	1,548	1,623	1,620	1,473	1,591
14/04/20	1,618	1,671	1,604	1,649	1,289	1,539	1,625	1,619	1,473	1,591
15/04/20	1,616	1,669	1,600	1,644	1,289	1,545	1,624	1,618	1,469	1,589
16/04/20	1,613	1,666	1,597	1,640	1,289	1,544	1,622	1,615	1,470	1,587
17/04/20	1,611	1,666	1,594	1,639	1,289	1,538	1,618	1,613	1,467	1,584
18/04/20	1,608	1,663	1,589	1,640	1,289	1,534	1,611	1,610	1,464	1,581
19/04/20	1,607	1,664	1,588	1,639	1,289	1,535	1,611	1,609	1,464	1,581
20/04/20	1,607	1,664	1,588	1,639	1,289	1,535	1,611	1,610	1,463	1,581
21/04/20	1,604	1,662	1,585	1,636	1,289	1,535	1,609	1,607	1,460	1,579
22/04/20	1,602	1,657	1,582	1,630	1,289	1,531	1,604	1,604	1,457	1,575
23/04/20	1,597	1,657	1,580	1,629	1,289	1,528	1,599	1,601	1,452	1,572
24/04/20	1,593	1,651	1,575	1,625	1,289	1,525	1,595	1,597	1,448	1,568
25/04/20	1,589	1,647	1,574	1,621	1,289	1,523	1,593	1,594	1,443	1,564
26/04/20	1,588	1,646	1,573	1,621	1,289	1,522	1,592	1,593	1,440	1,563
27/04/20	1,586	1,645	1,572	1,620	1,289	1,521	1,589	1,591	1,439	1,561
28/04/20	1,580	1,642	1,569	1,616	1,289	1,512	1,586	1,587	1,436	1,557
29/04/20	1,576	1,639	1,567	1,611	1,289	1,513	1,582	1,583	1,435	1,554
30/04/20	1,574	1,633	1,563	1,608	1,289	1,508	1,578	1,580	1,429	1,550
01/05/20	1,572	1,623	1,561	1,607	1,289	1,507	1,577	1,576	1,427	1,547
02/05/20	1,570	1,627	1,563	1,606	1,289	1,504	1,577	1,576	1,427	1,547
03/05/20	1,570	1,626	1,561	1,606	1,289	1,502	1,575	1,575	1,427	1,546
04/05/20	1,569	1,625	1,560	1,605	1,289	1,501	1,575	1,575	1,425	1,545
05/05/20	1,566	1,622	1,556	1,598	1,289	1,495	1,571	1,570	1,417	1,540
06/05/20	1,565	1,622	1,552	1,599	1,289	1,494	1,564	1,569	1,414	1,539
07/05/20	1,564	1,618	1,546	1,592	1,289	1,486	1,557	1,565	1,410	1,535

QUOTAZIONI E PREZZI GIORNALIERI – 01.01.2019 – 30.11.2020

Data	AGIP ENI	API IP	ESSO	Q8	EX SHELL	TAMOIL	EX TOTALERG	MEDIA MARCHI	NO-LOGO	MEDIA RETE
08/05/20	1,564	1,618	1,546	1,595	1,289	1,486	1,556	1,564	1,407	1,534
09/05/20	1,562	1,616	1,543	1,592	1,289	1,485	1,554	1,562	1,408	1,532
10/05/20	1,562	1,615	1,541	1,588	1,289	1,484	1,557	1,561	1,404	1,531
11/05/20	1,562	1,613	1,540	1,588	1,289	1,483	1,555	1,561	1,404	1,531
12/05/20	1,562	1,611	1,541	1,587	1,289	1,478	1,551	1,559	1,404	1,529
13/05/20	1,562	1,609	1,540	1,582	1,289	1,475	1,552	1,558	1,402	1,527
14/05/20	1,563	1,606	1,540	1,583	1,289	1,473	1,550	1,557	1,402	1,527
15/05/20	1,562	1,604	1,539	1,582	1,289	1,473	1,548	1,556	1,400	1,526
16/05/20	1,564	1,604	1,538	1,583	1,289	1,475	1,548	1,557	1,398	1,526
17/05/20	1,565	1,605	1,536	1,585	1,289	1,474	1,544	1,557	1,397	1,526
18/05/20	1,565	1,605	1,535	1,585	1,289	1,473	1,545	1,557	1,395	1,526
19/05/20	1,569	1,609	1,535	1,584	1,289	1,470	1,548	1,559	1,395	1,529
20/05/20	1,572	1,610	1,535	1,586	1,289	1,471	1,554	1,561	1,395	1,530
21/05/20	1,575	1,615	1,537	1,586		1,472	1,559	1,564	1,395	1,533
22/05/20	1,579	1,615	1,538	1,585	1,289	1,474	1,564	1,566	1,397	1,535
23/05/20	1,580	1,616	1,538	1,586	1,289	1,475	1,563	1,567	1,397	1,536
24/05/20	1,580	1,616	1,538	1,584	1,289	1,475	1,564	1,566	1,395	1,535
25/05/20	1,581	1,616	1,538	1,582	1,289	1,475	1,567	1,567	1,396	1,535
26/05/20	1,583	1,617	1,538	1,584	1,289	1,479	1,565	1,568	1,397	1,537
27/05/20	1,583	1,617	1,538	1,584	1,289	1,479	1,564	1,568	1,397	1,536
28/05/20	1,583	1,617	1,539	1,583	1,329	1,481	1,562	1,568	1,399	1,536
29/05/20	1,582	1,617	1,537	1,584	1,329	1,482	1,562	1,567	1,398	1,533
30/05/20	1,582	1,619	1,537	1,585	1,329	1,478	1,565	1,567	1,398	1,534
31/05/20	1,582	1,618	1,535	1,583	1,329	1,476	1,563	1,566	1,398	1,533
01/06/20	1,582	1,618	1,536	1,583	1,329	1,476	1,562	1,566	1,398	1,534
02/06/20	1,583	1,619	1,536	1,581	1,329	1,477	1,561	1,566	1,399	1,534
03/06/20	1,584	1,616	1,537	1,580	1,329	1,477	1,557	1,565	1,399	1,533
04/06/20	1,584	1,619	1,536	1,581	1,329	1,478	1,556	1,566	1,398	1,534
05/06/20	1,584	1,619	1,539	1,586	1,329	1,480	1,557	1,567	1,397	1,535
06/06/20	1,583	1,613	1,537	1,585	1,329	1,483	1,558	1,566	1,399	1,533
07/06/20	1,583	1,616	1,537	1,586	1,329	1,482	1,561	1,567	1,400	1,534
08/06/20	1,584	1,615	1,537	1,585	1,329	1,482	1,560	1,567	1,400	1,534
09/06/20	1,586	1,610	1,542	1,589	1,359	1,488	1,556	1,568	1,402	1,536

QUOTAZIONI E PREZZI GIORNALIERI – 01.01.2019 – 30.11.2020

Data	AGIP ENI	API IP	ESSO	Q8	EX SHELL	TAMOIL	EX TOTALERG	MEDIA MARCHI	NO-LOGO	MEDIA RETE
10/06/20	1,590	1,605	1,544	1,588	1,359	1,491	1,515	1,571	1,403	1,539
11/06/20	1,591	1,608	1,545	1,585	1,359	1,490	1,518	1,572	1,405	1,541
12/06/20	1,592	1,610	1,545	1,584	1,379	1,491	1,517	1,573	1,408	1,542
13/06/20	1,593	1,611	1,546	1,585	1,379	1,491	1,517	1,574	1,410	1,543
14/06/20	1,592	1,612	1,546	1,584	1,379	1,492	1,514	1,574	1,409	1,543
15/06/20	1,593	1,612	1,545	1,584	1,379	1,492	1,514	1,574	1,410	1,544
16/06/20	1,594	1,612	1,546	1,584	1,379	1,491	1,518	1,574	1,410	1,543
17/06/20	1,596	1,613	1,546	1,586	1,379	1,488	1,518	1,574	1,411	1,542
18/06/20	1,603	1,613	1,545	1,586	1,379	1,493	1,523	1,578	1,412	1,546
19/06/20	1,608	1,615	1,549	1,587	1,379	1,494	1,525	1,581	1,414	1,549
20/06/20	1,610	1,616	1,551	1,590	1,379	1,497	1,528	1,583	1,415	1,552
21/06/20	1,609	1,615	1,551	1,591	1,379	1,497	1,527	1,582	1,415	1,551
22/06/20	1,610	1,616	1,552	1,591	1,379	1,498	1,527	1,583	1,416	1,552
23/06/20	1,613	1,620	1,553	1,596	1,379	1,502	1,523	1,586	1,419	1,555
24/06/20	1,617	1,621	1,555	1,596	1,379	1,507	1,506	1,589	1,421	1,557
25/06/20	1,619	1,623	1,558	1,598	1,379	1,513	1,506	1,592	1,423	1,559
26/06/20	1,620	1,624	1,561	1,601	1,399	1,514	1,509	1,593	1,425	1,560
27/06/20	1,621	1,623	1,563	1,600	1,399	1,513	1,510	1,593	1,426	1,560
28/06/20	1,620	1,623	1,562	1,599	1,399	1,513	1,514	1,593	1,427	1,560
29/06/20	1,621	1,623	1,563	1,599	1,399	1,513	1,513	1,593	1,427	1,560
30/06/20	1,621	1,624	1,564	1,603	1,399	1,512	1,512	1,594	1,428	1,562
01/07/20	1,621	1,623	1,565	1,602	1,399	1,509	1,514	1,592	1,427	1,558
02/07/20	1,622	1,621	1,565	1,603	1,399	1,508	1,516	1,591	1,426	1,557
03/07/20	1,622	1,622	1,564	1,605	1,399	1,506	1,519	1,592	1,428	1,559
04/07/20	1,623	1,621	1,564	1,606	1,399	1,507	1,514	1,592	1,429	1,559
05/07/20	1,623	1,621	1,564	1,604	1,399	1,507	1,514	1,592	1,430	1,560
06/07/20	1,623	1,622	1,564	1,605	1,399	1,507	1,514	1,593	1,430	1,560
07/07/20	1,624	1,625	1,564	1,609	1,399	1,510	1,513	1,594	1,432	1,562
08/07/20	1,624	1,622	1,564	1,612	1,399	1,513	1,518	1,594	1,434	1,562
09/07/20	1,623	1,625	1,567	1,611	1,399	1,513	1,515	1,595	1,433	1,562
10/07/20	1,623	1,626	1,568	1,610	1,399	1,514	1,516	1,596	1,434	1,563
11/07/20	1,622	1,627	1,568	1,610	1,399	1,514	1,520	1,596	1,436	1,563
12/07/20	1,622	1,626	1,570	1,608	1,399	1,514	1,519	1,595	1,437	1,563

QUOTAZIONI E PREZZI GIORNALIERI – 01.01.2019 – 30.11.2020

Data	AGIP ENI	API IP	ESSO	Q8	EX SHELL	TAMOIL	EX TOTALERG	MEDIA MARCHI	NO- LOGO	MEDIA RETE
13/07/20	1,622	1,625	1,569	1,606	1,399	1,515	1,521	1,595	1,438	1,563
14/07/20	1,623	1,627	1,570	1,605	1,399	1,514	1,528	1,596	1,438	1,564
15/07/20	1,623	1,628	1,570	1,606	1,399	1,517	1,527	1,597	1,438	1,565
16/07/20	1,624	1,628	1,567	1,606	1,399	1,516	1,525	1,596	1,438	1,564
17/07/20	1,624	1,630	1,567	1,604	1,399	1,516	1,524	1,597	1,437	1,565
18/07/20	1,624	1,627	1,565	1,608	1,399	1,519	1,524	1,597	1,437	1,565
19/07/20	1,624	1,627	1,564	1,607	1,399	1,518	1,524	1,596	1,438	1,564
20/07/20	1,624	1,627	1,564	1,607	1,399	1,517	1,522	1,596	1,438	1,565
21/07/20	1,624	1,628	1,565	1,612	1,399	1,516	1,517	1,597	1,440	1,566
22/07/20	1,624	1,630	1,567	1,613	1,399	1,515	1,520	1,598	1,440	1,566
23/07/20	1,624	1,631	1,567	1,613		1,515	1,533	1,599	1,441	1,568
24/07/20	1,625	1,631	1,566	1,613	1,399	1,514	1,527	1,598	1,442	1,567
25/07/20	1,624	1,631	1,568	1,610	1,399	1,514	1,525	1,598	1,441	1,567
26/07/20	1,625	1,631	1,568	1,611	1,399	1,514	1,526	1,598	1,440	1,567
27/07/20	1,625	1,630	1,568	1,611	1,399	1,515	1,530	1,598	1,440	1,567
28/07/20	1,625	1,630	1,568	1,609	1,399	1,515	1,531	1,598	1,440	1,567
29/07/20	1,625	1,629	1,569	1,604	1,399	1,516	1,531	1,597	1,439	1,566
30/07/20	1,625	1,627	1,570	1,607	1,399	1,516	1,525	1,597	1,439	1,565
31/07/20	1,625	1,627	1,572	1,610		1,513	1,523	1,598	1,439	1,566
01/08/20	1,625	1,628	1,569	1,611		1,511	1,530	1,598	1,438	1,566
02/08/20	1,624	1,628	1,569	1,609		1,512	1,526	1,597	1,437	1,565
03/08/20	1,623	1,627	1,569	1,609		1,513	1,525	1,597	1,438	1,565
04/08/20	1,621	1,628	1,568	1,609	1,419	1,514	1,509	1,596	1,439	1,565
05/08/20	1,620	1,627	1,566	1,610	1,419	1,513	1,516	1,595	1,438	1,565
06/08/20	1,618	1,626	1,567	1,608	1,419	1,511	1,525	1,594	1,436	1,564
07/08/20	1,617	1,624	1,566	1,608	1,419	1,511	1,526	1,593	1,437	1,564
08/08/20	1,617	1,623	1,566	1,610	1,419	1,513	1,524	1,594	1,437	1,564
09/08/20	1,616	1,623	1,565	1,608	1,389	1,511	1,522	1,593	1,436	1,563
10/08/20	1,617	1,624	1,564	1,608	1,389	1,511	1,527	1,593	1,437	1,564
11/08/20	1,616	1,625	1,565	1,608	1,389	1,509	1,534	1,593	1,438	1,564
12/08/20	1,616	1,626	1,566	1,607	1,389	1,510	1,532	1,593	1,439	1,564
13/08/20	1,617	1,629	1,565	1,607	1,389	1,510	1,529	1,594	1,439	1,564
14/08/20	1,617	1,631	1,565	1,606	1,389	1,512	1,529	1,594	1,439	1,564

QUOTAZIONI E PREZZI GIORNALIERI – 01.01.2019 – 30.11.2020

Data	AGIP ENI	API IP	ESSO	Q8	EX SHELL	TAMOIL	EX TOTALERG	MEDIA MARCHI	NO-LOGO	MEDIA RETE
15/08/20	1,617	1,631	1,567	1,608	1,389	1,513	1,532	1,595	1,438	1,564
16/08/20	1,617	1,632	1,567	1,609	1,389	1,513	1,534	1,595	1,439	1,565
17/08/20	1,617	1,632	1,568	1,608	1,389	1,513	1,531	1,595	1,439	1,565
18/08/20	1,618	1,630	1,566	1,610	1,389	1,513	1,526	1,595	1,438	1,564
19/08/20	1,618	1,630	1,566	1,611	1,389	1,510	1,526	1,595	1,437	1,563
20/08/20	1,618	1,632	1,567	1,611	1,389	1,511	1,524	1,595	1,438	1,564
21/08/20	1,618	1,631	1,566	1,615	1,389	1,513	1,528	1,595	1,438	1,564
22/08/20	1,618	1,632	1,566	1,616	1,389	1,513	1,531	1,595	1,438	1,563
23/08/20	1,617	1,630	1,564	1,614	1,389	1,512	1,524	1,594	1,439	1,562
24/08/20	1,617	1,631	1,564	1,612	1,389	1,512	1,525	1,594	1,439	1,563
25/08/20	1,617	1,635	1,568	1,610	1,389	1,510	1,527	1,596	1,440	1,565
26/08/20	1,617	1,635	1,567	1,609	1,389	1,510	1,525	1,595	1,442	1,565
27/08/20	1,616	1,632	1,567	1,607	1,389	1,512	1,524	1,594	1,441	1,564
28/08/20	1,616	1,630	1,566	1,607	1,389	1,513	1,525	1,594	1,441	1,564
29/08/20	1,617	1,630	1,568	1,607	1,389	1,512	1,519	1,594	1,441	1,564
30/08/20	1,616	1,630	1,568	1,608	1,389	1,513	1,524	1,594	1,440	1,563
31/08/20	1,616	1,630	1,567	1,606	1,389	1,513	1,523	1,593	1,441	1,564
01/09/20	1,616	1,626	1,568	1,604	1,389	1,513	1,524	1,593	1,440	1,562
02/09/20	1,616	1,627	1,569	1,605	1,389	1,515	1,523	1,593	1,440	1,563
03/09/20	1,615	1,626	1,568	1,605	1,389	1,515	1,526	1,593	1,439	1,562
04/09/20	1,615	1,626	1,568	1,606	1,389	1,514	1,523	1,593	1,439	1,563
05/09/20	1,615	1,626	1,567	1,602	1,389	1,512	1,517	1,592	1,437	1,562
06/09/20	1,615	1,626	1,567	1,604	1,389	1,513	1,517	1,593	1,436	1,562
07/09/20	1,616	1,627	1,566	1,604	1,389	1,514	1,519	1,593	1,437	1,562
08/09/20	1,616	1,627	1,564	1,604	1,389	1,512	1,514	1,593	1,437	1,562
09/09/20	1,613	1,625	1,562	1,600	1,389	1,510	1,513	1,590	1,437	1,560
10/09/20	1,612	1,626	1,561	1,598	1,389	1,511	1,514	1,590	1,438	1,560
11/09/20	1,610	1,624	1,559	1,596	1,389	1,510	1,519	1,588	1,435	1,558
12/09/20	1,608	1,621	1,559	1,599	1,389	1,509	1,526	1,587	1,435	1,558
13/09/20	1,608	1,621	1,557	1,598	1,389	1,511	1,525	1,587	1,435	1,558
14/09/20	1,607	1,621	1,557	1,596	1,389	1,509	1,523	1,587	1,435	1,557
15/09/20	1,606	1,619	1,558	1,594	1,389	1,507	1,525	1,586	1,434	1,556
16/09/20	1,605	1,619	1,556	1,595	1,389	1,507	1,527	1,585	1,431	1,555

QUOTAZIONI E PREZZI GIORNALIERI – 01.01.2019 – 30.11.2020

Data	AGIP ENI	API IP	ESSO	Q8	EX SHELL	TAMOIL	EX TOTALERG	MEDIA MARCHI	NO-LOGO	MEDIA RETE
17/09/20	1,606	1,620	1,556	1,594	1,389	1,506	1,526	1,586	1,430	1,555
18/09/20	1,606	1,618	1,556	1,591	1,389	1,508	1,513	1,585	1,430	1,554
19/09/20	1,607	1,618	1,555	1,592	1,389	1,512	1,505	1,585	1,431	1,554
20/09/20	1,606	1,618	1,555	1,593	1,389	1,512	1,504	1,585	1,430	1,553
21/09/20	1,606	1,619	1,555	1,592	1,389	1,514	1,502	1,585	1,430	1,554
22/09/20	1,606	1,618	1,553	1,593	1,389	1,510	1,506	1,584	1,430	1,554
23/09/20	1,606	1,619	1,554	1,593	1,389	1,510	1,501	1,584	1,431	1,554
24/09/20	1,606	1,620	1,555	1,594	1,389	1,507	1,503	1,584	1,431	1,554
25/09/20	1,606	1,618	1,556	1,596	1,389	1,506	1,499	1,584	1,430	1,554
26/09/20	1,605	1,618	1,556	1,593	1,389	1,505	1,502	1,583	1,429	1,553
27/09/20	1,606	1,618	1,557	1,591	1,389	1,505	1,502	1,584	1,428	1,552
28/09/20	1,606	1,618	1,556	1,590	1,389	1,505	1,503	1,583	1,428	1,552
29/09/20	1,607	1,619	1,555	1,593	1,389	1,507	1,512	1,584	1,428	1,553
30/09/20	1,606	1,619	1,553	1,593	1,389	1,508	1,509	1,584	1,429	1,553
01/10/20	1,606	1,617	1,552	1,595	1,389	1,505	1,513	1,583	1,430	1,553
02/10/20	1,606	1,618	1,553	1,593	1,389	1,504	1,511	1,584	1,431	1,554
03/10/20	1,606	1,621	1,553	1,595	1,389	1,503	1,516	1,584	1,431	1,555
04/10/20	1,606	1,620	1,552	1,594	1,389	1,505	1,517	1,584	1,430	1,554
05/10/20	1,607	1,620	1,552	1,592	1,389	1,505	1,517	1,584	1,430	1,554
06/10/20	1,607	1,619	1,552	1,593	1,389	1,505	1,513	1,584	1,428	1,554
07/10/20	1,607	1,619	1,552	1,595	1,389	1,505	1,512	1,584	1,429	1,554
08/10/20	1,606	1,621	1,553	1,593	1,389	1,506	1,507	1,584	1,429	1,554
09/10/20	1,606	1,621	1,552	1,594	1,389	1,506	1,508	1,584	1,431	1,554
10/10/20	1,605	1,618	1,553	1,592	1,389	1,507	1,508	1,584	1,431	1,554
11/10/20	1,605	1,618	1,554	1,592	1,389	1,506	1,508	1,584	1,430	1,554
12/10/20	1,605	1,619	1,555	1,592	1,389	1,507	1,504	1,584	1,431	1,554
13/10/20	1,605	1,618	1,555	1,593	1,389	1,506	1,509	1,584	1,431	1,555
14/10/20	1,605	1,618	1,556	1,591	1,389	1,506	1,510	1,584	1,430	1,555
15/10/20	1,605	1,618	1,555	1,590	1,389	1,504	1,508	1,584	1,431	1,555
16/10/20	1,605	1,618	1,555	1,587	1,389	1,505	1,508	1,584	1,429	1,554
17/10/20	1,605	1,618	1,555	1,585	1,389	1,505	1,507	1,583	1,429	1,552
18/10/20	1,605	1,620	1,555	1,585	1,389	1,505	1,506	1,584	1,430	1,553
19/10/20	1,605	1,621	1,553	1,586	1,389	1,504	1,504	1,583	1,429	1,553

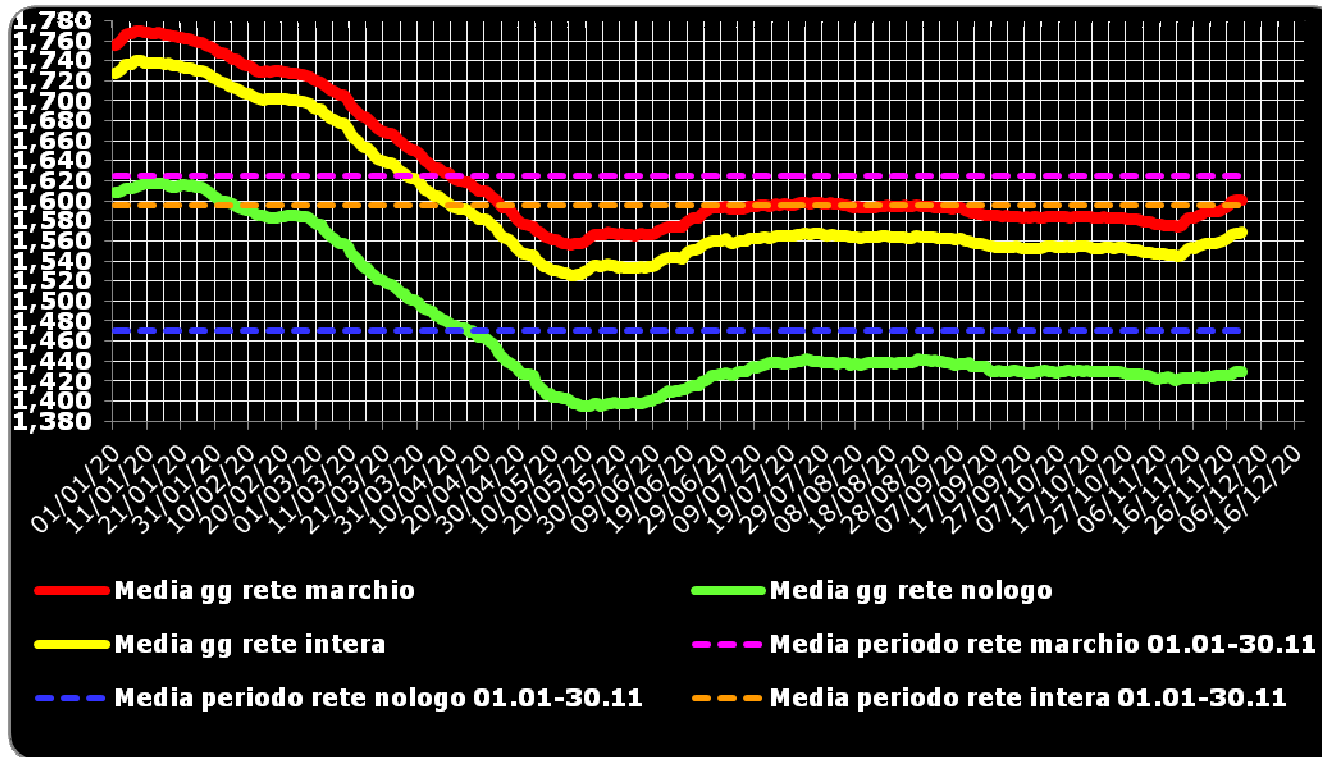
QUOTAZIONI E PREZZI GIORNALIERI – 01.01.2019 – 30.11.2020

Data	AGIP ENI	API IP	ESSO	Q8	EX SHELL	TAMOIL	EX TOTALERG	MEDIA MARCHI	NO-LOGO	MEDIA RETE
20/10/20	1,605	1,623	1,555	1,587	1,389	1,504	1,508	1,584	1,429	1,553
21/10/20	1,605	1,623	1,553	1,588	1,389	1,504	1,499	1,584	1,429	1,553
22/10/20	1,606	1,622	1,553	1,588	1,389	1,503	1,497	1,583	1,429	1,553
23/10/20	1,606	1,621	1,552	1,589	1,389	1,501	1,500	1,582	1,429	1,553
24/10/20	1,605	1,622	1,552	1,589	1,389	1,501	1,502	1,583	1,430	1,554
25/10/20	1,605	1,622	1,550	1,588	1,389	1,501	1,506	1,582	1,429	1,553
26/10/20	1,605	1,622	1,551	1,586	1,389	1,501	1,505	1,583	1,428	1,553
27/10/20	1,605	1,623	1,552	1,583	1,389	1,499	1,506	1,582	1,427	1,552
28/10/20	1,604	1,621	1,553	1,582	1,389	1,498	1,510	1,581	1,427	1,551
29/10/20	1,604	1,621	1,552	1,584	0,000	1,497	1,512	1,582	1,427	1,551
30/10/20	1,604	1,619	1,554	1,583	1,389	1,497	1,514	1,581	1,427	1,551
31/10/20	1,603	1,616	1,551	1,582	1,389	1,497	1,515	1,580	1,427	1,550
01/11/20	1,601	1,616	1,550	1,583	1,389	1,496	1,510	1,579	1,425	1,548
02/11/20	1,601	1,616	1,549	1,582	1,389	1,495	1,510	1,579	1,425	1,548
03/11/20	1,600	1,616	1,548	1,584	1,389	1,494	1,506	1,579	1,424	1,548
04/11/20	1,598	1,613	1,547	1,584	1,389	1,494	1,502	1,577	1,423	1,547
05/11/20	1,596	1,613	1,548	1,584	1,389	1,493	1,500	1,576	1,422	1,547
06/11/20	1,596	1,613	1,548	1,582	1,389	1,492	1,502	1,577	1,423	1,547
07/11/20	1,595	1,612	1,547	1,582	1,389	1,491	1,508	1,576	1,423	1,547
08/11/20	1,594	1,611	1,546	1,582	1,389	1,491	1,505	1,575	1,424	1,546
09/11/20	1,594	1,612	1,546	1,580	1,389	1,493	1,503	1,575	1,423	1,546
10/11/20	1,594	1,611	1,546	1,583	1,389	1,491	1,502	1,575	1,421	1,545
11/11/20	1,594	1,608	1,548	1,585	1,389	1,494	1,500	1,574	1,422	1,545
12/11/20	1,596	1,609	1,550	1,586	1,389	1,499	1,497	1,576	1,423	1,546
13/11/20	1,599	1,615	1,554	1,587	1,389	1,501	1,509	1,580	1,423	1,550
14/11/20	1,600	1,617	1,558	1,589	1,389	1,504	1,504	1,583	1,423	1,552
15/11/20	1,601	1,618	1,559	1,589	1,389	1,504	1,505	1,584	1,423	1,553
16/11/20	1,601	1,618	1,559	1,589	1,389	1,504	1,503	1,584	1,423	1,553
17/11/20	1,604	1,620	1,560	1,591	1,389	1,504	1,514	1,586	1,424	1,555
18/11/20	1,608	1,621	1,561	1,589	1,389	1,504	1,511	1,587	1,423	1,556
19/11/20	1,610	1,622	1,562	1,590	1,389	1,505	1,511	1,589	1,423	1,557
20/11/20	1,610	1,623	1,563	1,590	1,389	1,504	1,505	1,589	1,424	1,557
21/11/20	1,610	1,622	1,565	1,592	1,389	1,503	1,504	1,589	1,424	1,557

QUOTAZIONI E PREZZI GIORNALIERI – 01.01.2019 – 30.11.2020

Data	AGIP ENI	API IP	ESSO	Q8	EX SHELL	TAMOIL	EX TOTALERG	MEDIA MARCHI	NO- LOGO	MEDIA RETE
22/11/20	1,610	1,622	1,565	1,594	1,389	1,504	1,505	1,589	1,426	1,558
23/11/20	1,611	1,623	1,566	1,594	1,389	1,504	1,505	1,590	1,425	1,558
24/11/20	1,614	1,624	1,566	1,595	1,389	1,503	1,502	1,591	1,425	1,560
25/11/20	1,617	1,626	1,567	1,597	1,389	1,505	1,508	1,593	1,426	1,561
26/11/20	1,621	1,628	1,569	1,598	1,389	1,512	1,512	1,596	1,425	1,563
27/11/20	1,625	1,629	1,572	1,603	1,389	1,514	1,509	1,599	1,427	1,566
28/11/20	1,627	1,630	1,573	1,605	1,389	1,515	1,510	1,601	1,429	1,567
29/11/20	1,628	1,631	1,573	1,605	1,389	1,515	1,509	1,601	1,429	1,568
30/11/20	1,629	1,631	1,573	1,605	1,389	1,516	1,510	1,601	1,430	1,569
MEDIA	1,643	1,665	1,600	1,635	1,406	1,546	1,587	1,625	1,471	1,595

Grafico prezzi benzina servito media rete di marchio, rete no-logo e rete intera - Euro/litro



SEZIONE 2.3 – PREZZI ITALIA: RETE DI MARCHIO SELF – MEDIA RETE DI MARCHIO, RETE NO-LOGO E RETE GENERALE – GASOLIO – EURO/LITRO

Data	AGIP ENI	API IP	ESSO	Q8	EX SHELL	TAMOIL	EX TOTALERG	MEDIA MARCHI	NO-LOGO	MEDIA RETE
01/01/20	1,502	1,488	1,484	1,493		1,488	1,501	1,493	1,464	1,489
02/01/20	1,503	1,488	1,485	1,493		1,487	1,502	1,493	1,464	1,489
03/01/20	1,504	1,493	1,485	1,492		1,490	1,505	1,495	1,465	1,491
04/01/20	1,505	1,495	1,487	1,499		1,505	1,505	1,499	1,468	1,494
05/01/20	1,506	1,495	1,488	1,499		1,505	1,506	1,499	1,469	1,495
06/01/20	1,506	1,495	1,489	1,499		1,506	1,506	1,500	1,470	1,495
07/01/20	1,506	1,495	1,490	1,499		1,505	1,505	1,500	1,471	1,496
08/01/20	1,506	1,497	1,491	1,499		1,504	1,510	1,500	1,472	1,496
09/01/20	1,506	1,498	1,491	1,498		1,502	1,512	1,500	1,473	1,496
10/01/20	1,506	1,498	1,492	1,497		1,501	1,512	1,500	1,473	1,496
11/01/20	1,506	1,498	1,493	1,495		1,497	1,511	1,499	1,473	1,495
12/01/20	1,506	1,498	1,493	1,495		1,497	1,511	1,499	1,474	1,495
13/01/20	1,506	1,498	1,493	1,495		1,498	1,511	1,499	1,474	1,496
14/01/20	1,506	1,498	1,492	1,494		1,497	1,511	1,499	1,475	1,495
15/01/20	1,505	1,498	1,492	1,491		1,495	1,510	1,498	1,475	1,495
16/01/20	1,503	1,498	1,491	1,491		1,492	1,508	1,497	1,473	1,493
17/01/20	1,502	1,497	1,491	1,490		1,491	1,509	1,496	1,472	1,493
18/01/20	1,500	1,496	1,489	1,489		1,490	1,509	1,495	1,471	1,491
19/01/20	1,500	1,496	1,489	1,488		1,490	1,509	1,495	1,469	1,491
20/01/20	1,499	1,496	1,488	1,489		1,490	1,509	1,494	1,470	1,491
21/01/20	1,498	1,496	1,487	1,488		1,489	1,508	1,494	1,469	1,490
22/01/20	1,497	1,494	1,486	1,487		1,487	1,507	1,492	1,469	1,489
23/01/20	1,496	1,493	1,486	1,485		1,487	1,505	1,491	1,468	1,488
24/01/20	1,495	1,491	1,484	1,482		1,486	1,503	1,489	1,466	1,486
25/01/20	1,491	1,491	1,483	1,481		1,483	1,503	1,488	1,465	1,484
26/01/20	1,489	1,490	1,482	1,480		1,482	1,501	1,486	1,464	1,483
27/01/20	1,487	1,490	1,481	1,480		1,482	1,502	1,486	1,463	1,482
28/01/20	1,483	1,488	1,479	1,476		1,479	1,499	1,483	1,461	1,479
29/01/20	1,481	1,485	1,476	1,473		1,476	1,497	1,480	1,457	1,476

QUOTAZIONI E PREZZI GIORNALIERI – 01.01.2019 – 30.11.2020

Data	AGIP ENI	API IP	ESSO	Q8	EX SHELL	TAMOIL	EX TOTALERG	MEDIA MARCHI	NO-LOGO	MEDIA RETE
30/01/20	1,479	1,484	1,473	1,472		1,474	1,496	1,478	1,455	1,475
31/01/20	1,478	1,483	1,471	1,471		1,472	1,494	1,477	1,452	1,473
01/02/20	1,476	1,480	1,469	1,469		1,467	1,492	1,474	1,449	1,471
02/02/20	1,473	1,479	1,469	1,468		1,467	1,492	1,473	1,448	1,469
03/02/20	1,472	1,479	1,468	1,468		1,467	1,491	1,473	1,447	1,469
04/02/20	1,468	1,475	1,466	1,464		1,465	1,489	1,469	1,444	1,465
05/02/20	1,465	1,473	1,464	1,460		1,460	1,487	1,466	1,441	1,463
06/02/20	1,462	1,470	1,462	1,458		1,457	1,482	1,464	1,438	1,460
07/02/20	1,459	1,467	1,458	1,456		1,455	1,480	1,461	1,435	1,457
08/02/20	1,457	1,465	1,455	1,453		1,453	1,476	1,458	1,432	1,454
09/02/20	1,455	1,464	1,452	1,452		1,453	1,475	1,457	1,431	1,453
10/02/20	1,454	1,464	1,452	1,453		1,452	1,475	1,457	1,431	1,453
11/02/20	1,452	1,461	1,448	1,450		1,448	1,471	1,453	1,430	1,450
12/02/20	1,450	1,458	1,446	1,447		1,446	1,469	1,451	1,429	1,448
13/02/20	1,450	1,455	1,444	1,445		1,443	1,468	1,449	1,426	1,446
14/02/20	1,451	1,454	1,443	1,444		1,445	1,467	1,449	1,424	1,446
15/02/20	1,454	1,454	1,442	1,447		1,446	1,465	1,450	1,425	1,447
16/02/20	1,455	1,453	1,441	1,446		1,445	1,465	1,450	1,424	1,446
17/02/20	1,455	1,453	1,441	1,446		1,446	1,465	1,450	1,424	1,446
18/02/20	1,456	1,452	1,440	1,446		1,445	1,463	1,450	1,423	1,446
19/02/20	1,456	1,451	1,439	1,445		1,444	1,462	1,449	1,424	1,445
20/02/20	1,455	1,450	1,439	1,444		1,443	1,463	1,449	1,424	1,445
21/02/20	1,453	1,450	1,439	1,449		1,444	1,463	1,449	1,424	1,445
22/02/20	1,451	1,449	1,439	1,449		1,444	1,462	1,448	1,422	1,444
23/02/20	1,450	1,448	1,439	1,449		1,444	1,461	1,448	1,422	1,444
24/02/20	1,449	1,448	1,439	1,450		1,444	1,462	1,448	1,422	1,444
25/02/20	1,449	1,448	1,438	1,445		1,442	1,462	1,446	1,421	1,443
26/02/20	1,448	1,446	1,438	1,444		1,439	1,461	1,445	1,420	1,442
27/02/20	1,447	1,446	1,436	1,441		1,435	1,458	1,443	1,419	1,440
28/02/20	1,447	1,444	1,435	1,437		1,432	1,455	1,441	1,417	1,438
29/02/20	1,443	1,441	1,432	1,432		1,429	1,453	1,438	1,415	1,434
01/03/20	1,438	1,441	1,431	1,430		1,428	1,453	1,436	1,412	1,432
02/03/20	1,437	1,441	1,430	1,429		1,428	1,452	1,435	1,411	1,431

QUOTAZIONI E PREZZI GIORNALIERI – 01.01.2019 – 30.11.2020

Data	AGIP ENI	API IP	ESSO	Q8	EX SHELL	TAMOIL	EX TOTALERG	MEDIA MARCHI	NO-LOGO	MEDIA RETE
03/03/20	1,432	1,436	1,426	1,425		1,423	1,446	1,430	1,407	1,427
04/03/20	1,430	1,434	1,424	1,421		1,420	1,444	1,428	1,403	1,424
05/03/20	1,429	1,429	1,422	1,420		1,417	1,441	1,425	1,400	1,422
06/03/20	1,428	1,428	1,419	1,418		1,415	1,439	1,424	1,397	1,420
07/03/20	1,426	1,426	1,415	1,415		1,411	1,436	1,421	1,394	1,417
08/03/20	1,423	1,425	1,413	1,414		1,410	1,434	1,419	1,392	1,415
09/03/20	1,422	1,425	1,413	1,414		1,410	1,434	1,419	1,392	1,415
10/03/20	1,416	1,419	1,410	1,402		1,409	1,429	1,413	1,389	1,409
11/03/20	1,411	1,412	1,405	1,399		1,401	1,424	1,407	1,383	1,404
12/03/20	1,407	1,409	1,401	1,396		1,394	1,421	1,404	1,379	1,400
13/03/20	1,404	1,407	1,398	1,393		1,391	1,418	1,401	1,375	1,397
14/03/20	1,399	1,403	1,392	1,381		1,386	1,415	1,395	1,370	1,391
15/03/20	1,397	1,401	1,389	1,379		1,385	1,413	1,393	1,367	1,389
16/03/20	1,396	1,401	1,389	1,379		1,385	1,411	1,392	1,367	1,388
17/03/20	1,393	1,398	1,385	1,375		1,378	1,408	1,388	1,362	1,384
18/03/20	1,389	1,395	1,381	1,373		1,373	1,406	1,385	1,359	1,381
19/03/20	1,387	1,392	1,379	1,371		1,369	1,407	1,383	1,356	1,378
20/03/20	1,385	1,389	1,376	1,370		1,366	1,405	1,380	1,354	1,376
21/03/20	1,382	1,386	1,374	1,368		1,365	1,404	1,378	1,351	1,374
22/03/20	1,380	1,386	1,373	1,366		1,364	1,403	1,377	1,350	1,373
23/03/20	1,377	1,386	1,373	1,366		1,363	1,404	1,376	1,349	1,372
24/03/20	1,372	1,384	1,369	1,363		1,360	1,401	1,373	1,345	1,368
25/03/20	1,367	1,377	1,367	1,361		1,358	1,396	1,368	1,343	1,365
26/03/20	1,363	1,376	1,365	1,359		1,356	1,391	1,366	1,341	1,362
27/03/20	1,359	1,375	1,362	1,356		1,353	1,390	1,363	1,340	1,360
28/03/20	1,355	1,373	1,357	1,353		1,351	1,391	1,360	1,336	1,357
29/03/20	1,352	1,372	1,357	1,353		1,351	1,389	1,359	1,335	1,356
30/03/20	1,351	1,372	1,356	1,353		1,351	1,388	1,359	1,335	1,355
31/03/20	1,347	1,370	1,354	1,350		1,347	1,386	1,356	1,335	1,353
01/04/20	1,343	1,367	1,351	1,347		1,343	1,382	1,352	1,331	1,349
02/04/20	1,339	1,363	1,348	1,341		1,340	1,381	1,348	1,328	1,345
03/04/20	1,335	1,361	1,345	1,338		1,337	1,379	1,345	1,326	1,342
04/04/20	1,331	1,356	1,341	1,335		1,335	1,373	1,341	1,324	1,339

QUOTAZIONI E PREZZI GIORNALIERI – 01.01.2019 – 30.11.2020

Data	AGIP ENI	API IP	ESSO	Q8	EX SHELL	TAMOIL	EX TOTALERG	MEDIA MARCHI	NO-LOGO	MEDIA RETE
05/04/20	1,330	1,355	1,340	1,334		1,334	1,371	1,340	1,322	1,338
06/04/20	1,330	1,354	1,339	1,334		1,333	1,370	1,340	1,321	1,337
07/04/20	1,326	1,351	1,336	1,330		1,330	1,366	1,336	1,317	1,334
08/04/20	1,324	1,346	1,334	1,327		1,328	1,366	1,334	1,314	1,331
09/04/20	1,322	1,343	1,332	1,325		1,327	1,361	1,331	1,313	1,329
10/04/20	1,321	1,341	1,330	1,323		1,324	1,358	1,330	1,311	1,327
11/04/20	1,320	1,338	1,328	1,322		1,322	1,360	1,328	1,311	1,326
12/04/20	1,319	1,337	1,327	1,321		1,321	1,359	1,327	1,311	1,325
13/04/20	1,318	1,337	1,327	1,320		1,321	1,360	1,327	1,310	1,324
14/04/20	1,317	1,335	1,328	1,319		1,317	1,359	1,325	1,309	1,323
15/04/20	1,316	1,333	1,324	1,317		1,316	1,358	1,323	1,308	1,321
16/04/20	1,315	1,331	1,322	1,315		1,314	1,356	1,322	1,306	1,319
17/04/20	1,314	1,329	1,320	1,313		1,313	1,355	1,320	1,302	1,317
18/04/20	1,312	1,327	1,317	1,311		1,310	1,349	1,318	1,298	1,315
19/04/20	1,310	1,328	1,316	1,311		1,310	1,345	1,317	1,298	1,314
20/04/20	1,310	1,328	1,316	1,311		1,311	1,345	1,317	1,297	1,314
21/04/20	1,309	1,327	1,314	1,309		1,309	1,343	1,316	1,295	1,313
22/04/20	1,307	1,323	1,313	1,305		1,306	1,340	1,313	1,292	1,310
23/04/20	1,304	1,321	1,310	1,302		1,302	1,336	1,310	1,288	1,307
24/04/20	1,299	1,316	1,307	1,300		1,300	1,333	1,306	1,284	1,303
25/04/20	1,294	1,314	1,304	1,296		1,294	1,332	1,302	1,280	1,299
26/04/20	1,293	1,312	1,303	1,295		1,294	1,332	1,301	1,279	1,298
27/04/20	1,290	1,312	1,303	1,295		1,294	1,330	1,300	1,278	1,297
28/04/20	1,283	1,308	1,298	1,290		1,287	1,325	1,295	1,273	1,292
29/04/20	1,278	1,306	1,295	1,286		1,285	1,320	1,291	1,271	1,288
30/04/20	1,274	1,304	1,292	1,282		1,280	1,315	1,288	1,267	1,285
01/05/20	1,271	1,298	1,288	1,279		1,277	1,313	1,284	1,263	1,281
02/05/20	1,270	1,296	1,288	1,278		1,276	1,310	1,283	1,262	1,280
03/05/20	1,268	1,295	1,287	1,278		1,276	1,310	1,282	1,260	1,279
04/05/20	1,266	1,295	1,287	1,278		1,277	1,310	1,281	1,259	1,278
05/05/20	1,262	1,289	1,284	1,271		1,269	1,307	1,276	1,254	1,273
06/05/20	1,259	1,288	1,279	1,269		1,266	1,300	1,273	1,250	1,270
07/05/20	1,256	1,282	1,275	1,265		1,260	1,295	1,269	1,245	1,265

QUOTAZIONI E PREZZI GIORNALIERI – 01.01.2019 – 30.11.2020

Data	AGIP ENI	API IP	ESSO	Q8	EX SHELL	TAMOIL	EX TOTALERG	MEDIA MARCHI	NO-LOGO	MEDIA RETE
08/05/20	1,256	1,280	1,276	1,263		1,259	1,295	1,268	1,245	1,265
09/05/20	1,255	1,277	1,272	1,263		1,255	1,294	1,266	1,242	1,263
10/05/20	1,254	1,276	1,270	1,262		1,256	1,291	1,265	1,240	1,261
11/05/20	1,254	1,276	1,268	1,273		1,255	1,289	1,267	1,240	1,263
12/05/20	1,254	1,273	1,266	1,273		1,251	1,283	1,265	1,239	1,261
13/05/20	1,254	1,269	1,264	1,273		1,249	1,282	1,264	1,238	1,260
14/05/20	1,254	1,268	1,264	1,268		1,247	1,281	1,262	1,238	1,259
15/05/20	1,254	1,267	1,263	1,265		1,245	1,279	1,261	1,235	1,257
16/05/20	1,255	1,266	1,262	1,264		1,242	1,277	1,260	1,234	1,256
17/05/20	1,257	1,265	1,260	1,265		1,242	1,276	1,260	1,233	1,256
18/05/20	1,257	1,265	1,260	1,265		1,242	1,277	1,260	1,231	1,256
19/05/20	1,261	1,270	1,261	1,263		1,238	1,280	1,262	1,232	1,258
20/05/20	1,265	1,279	1,259	1,269		1,242	1,285	1,267	1,230	1,261
21/05/20	1,269	1,281	1,259	1,268		1,243	1,290	1,268	1,231	1,263
22/05/20	1,273	1,284	1,261	1,270		1,245	1,291	1,271	1,234	1,266
23/05/20	1,275	1,285	1,262	1,270		1,246	1,292	1,272	1,235	1,267
24/05/20	1,275	1,284	1,262	1,269		1,246	1,292	1,272	1,234	1,266
25/05/20	1,275	1,285	1,262	1,270		1,247	1,292	1,272	1,234	1,267
26/05/20	1,275	1,289	1,263	1,270		1,249	1,296	1,274	1,234	1,268
27/05/20	1,276	1,289	1,264	1,269		1,251	1,297	1,274	1,235	1,269
28/05/20	1,277	1,290	1,263	1,269		1,251	1,298	1,275	1,234	1,269
29/05/20	1,277	1,289	1,262	1,266		1,250	1,300	1,273	1,233	1,267
30/05/20	1,276	1,289	1,261	1,263		1,249	1,299	1,272	1,232	1,266
31/05/20	1,276	1,288	1,261	1,263		1,248	1,297	1,272	1,233	1,266
01/06/20	1,276	1,288	1,261	1,263		1,248	1,296	1,272	1,233	1,266
02/06/20	1,277	1,282	1,261	1,261		1,248	1,293	1,270	1,234	1,265
03/06/20	1,276	1,282	1,260	1,260		1,247	1,291	1,269	1,235	1,264
04/06/20	1,276	1,284	1,261	1,259		1,252	1,289	1,270	1,235	1,265
05/06/20	1,276	1,282	1,264	1,272		1,254	1,289	1,273	1,235	1,267
06/06/20	1,276	1,282	1,262	1,273		1,255	1,289	1,273	1,236	1,267
07/06/20	1,276	1,281	1,263	1,273		1,256	1,290	1,273	1,236	1,268
08/06/20	1,277	1,280	1,262	1,273		1,256	1,289	1,273	1,236	1,267
09/06/20	1,279	1,281	1,267	1,274		1,263	1,291	1,275	1,237	1,270

QUOTAZIONI E PREZZI GIORNALIERI – 01.01.2019 – 30.11.2020

Data	AGIP ENI	API IP	ESSO	Q8	EX SHELL	TAMOIL	EX TOTALERG	MEDIA MARCHI	NO-LOGO	MEDIA RETE
10/06/20	1,283	1,283	1,270	1,274		1,265	1,290	1,277	1,239	1,272
11/06/20	1,284	1,286	1,271	1,272		1,265	1,292	1,278	1,242	1,273
12/06/20	1,285	1,287	1,271	1,270		1,266	1,289	1,278	1,244	1,273
13/06/20	1,286	1,288	1,272	1,268		1,266	1,290	1,279	1,244	1,274
14/06/20	1,285	1,288	1,271	1,268		1,265	1,289	1,278	1,245	1,273
15/06/20	1,285	1,288	1,271	1,268		1,265	1,289	1,278	1,245	1,274
16/06/20	1,287	1,287	1,270	1,266		1,266	1,291	1,278	1,245	1,273
17/06/20	1,290	1,288	1,271	1,273		1,265	1,292	1,280	1,245	1,275
18/06/20	1,296	1,292	1,269	1,273		1,267	1,296	1,283	1,244	1,277
19/06/20	1,301	1,292	1,271	1,279		1,268	1,297	1,286	1,246	1,280
20/06/20	1,302	1,292	1,273	1,286		1,271	1,298	1,288	1,248	1,283
21/06/20	1,302	1,292	1,274	1,286		1,271	1,295	1,288	1,249	1,283
22/06/20	1,303	1,292	1,275	1,286		1,271	1,295	1,289	1,250	1,283
23/06/20	1,306	1,295	1,276	1,293		1,278	1,299	1,293	1,253	1,287
24/06/20	1,310	1,297	1,279	1,294		1,282	1,294	1,295	1,255	1,290
25/06/20	1,312	1,299	1,282	1,295		1,288	1,299	1,298	1,258	1,292
26/06/20	1,313	1,299	1,284	1,296		1,288	1,305	1,299	1,259	1,293
27/06/20	1,313	1,299	1,285	1,294		1,288	1,305	1,298	1,261	1,293
28/06/20	1,313	1,298	1,285	1,293		1,288	1,302	1,298	1,261	1,292
29/06/20	1,314	1,299	1,285	1,294		1,287	1,302	1,298	1,261	1,293
30/06/20	1,314	1,299	1,285	1,293		1,286	1,301	1,298	1,263	1,293
01/07/20	1,314	1,299	1,285	1,292		1,285	1,301	1,297	1,262	1,292
02/07/20	1,314	1,298	1,285	1,293		1,283	1,300	1,297	1,262	1,292
03/07/20	1,314	1,297	1,285	1,298		1,283	1,303	1,298	1,261	1,292
04/07/20	1,314	1,297	1,285	1,299		1,284	1,305	1,298	1,262	1,293
05/07/20	1,314	1,298	1,286	1,299		1,285	1,305	1,299	1,263	1,294
06/07/20	1,314	1,298	1,285	1,299		1,285	1,306	1,299	1,264	1,294
07/07/20	1,314	1,298	1,287	1,305		1,288	1,307	1,300	1,264	1,295
08/07/20	1,314	1,298	1,289	1,305		1,293	1,309	1,301	1,265	1,296
09/07/20	1,314	1,298	1,290	1,302		1,294	1,308	1,301	1,266	1,296
10/07/20	1,314	1,298	1,290	1,300		1,296	1,310	1,301	1,268	1,296
11/07/20	1,314	1,299	1,291	1,297		1,296	1,309	1,300	1,268	1,296
12/07/20	1,314	1,298	1,291	1,297		1,296	1,307	1,300	1,268	1,295

QUOTAZIONI E PREZZI GIORNALIERI – 01.01.2019 – 30.11.2020

Data	AGIP ENI	API IP	ESSO	Q8	EX SHELL	TAMOIL	EX TOTALERG	MEDIA MARCHI	NO-LOGO	MEDIA RETE
13/07/20	1,314	1,298	1,291	1,296		1,296	1,307	1,300	1,269	1,295
14/07/20	1,314	1,298	1,291	1,297		1,295	1,310	1,300	1,270	1,296
15/07/20	1,314	1,299	1,291	1,296		1,296	1,312	1,300	1,271	1,296
16/07/20	1,314	1,299	1,290	1,295		1,295	1,311	1,300	1,272	1,296
17/07/20	1,315	1,298	1,290	1,295		1,296	1,311	1,311	1,271	1,305
18/07/20	1,315	1,297	1,290	1,294		1,295	1,314	1,300	1,271	1,296
19/07/20	1,315	1,297	1,289	1,294		1,295	1,311	1,300	1,271	1,295
20/07/20	1,315	1,297	1,289	1,294		1,295	1,309	1,300	1,271	1,295
21/07/20	1,315	1,298	1,290	1,293		1,293	1,309	1,299	1,271	1,295
22/07/20	1,315	1,297	1,290	1,293		1,290	1,315	1,299	1,271	1,295
23/07/20	1,315	1,297	1,290	1,293		1,290	1,312	1,299	1,272	1,295
24/07/20	1,315	1,298	1,289	1,293		1,289	1,310	1,299	1,272	1,295
25/07/20	1,314	1,297	1,290	1,292		1,289	1,310	1,298	1,273	1,295
26/07/20	1,314	1,297	1,291	1,292		1,290	1,308	1,298	1,273	1,295
27/07/20	1,314	1,297	1,291	1,292		1,290	1,308	1,298	1,272	1,295
28/07/20	1,315	1,297	1,290	1,290		1,291	1,313	1,298	1,273	1,295
29/07/20	1,314	1,297	1,291	1,291		1,291	1,314	1,298	1,273	1,295
30/07/20	1,314	1,297	1,291	1,291		1,290	1,313	1,298	1,274	1,295
31/07/20	1,314	1,297	1,291	1,290		1,289	1,311	1,298	1,273	1,294
01/08/20	1,314	1,297	1,289	1,289		1,288	1,315	1,298	1,273	1,294
02/08/20	1,313	1,297	1,288	1,289		1,288	1,313	1,297	1,271	1,293
03/08/20	1,312	1,297	1,288	1,289		1,288	1,312	1,297	1,271	1,293
04/08/20	1,310	1,296	1,288	1,287		1,286	1,305	1,295	1,271	1,292
05/08/20	1,309	1,295	1,287	1,286		1,286	1,302	1,295	1,270	1,291
06/08/20	1,308	1,294	1,287	1,285		1,285	1,308	1,294	1,270	1,290
07/08/20	1,307	1,295	1,286	1,285		1,286	1,308	1,294	1,270	1,290
08/08/20	1,306	1,295	1,286	1,286		1,286	1,308	1,294	1,270	1,291
09/08/20	1,306	1,295	1,286	1,285		1,285	1,308	1,294	1,270	1,290
10/08/20	1,306	1,295	1,285	1,285		1,284	1,307	1,293	1,270	1,290
11/08/20	1,306	1,295	1,284	1,291		1,283	1,310	1,294	1,270	1,291
12/08/20	1,306	1,295	1,286	1,290		1,284	1,310	1,294	1,270	1,291
13/08/20	1,306	1,294	1,284	1,291		1,285	1,310	1,294	1,270	1,291
14/08/20	1,306	1,294	1,285	1,290		1,287	1,310	1,294	1,270	1,291

QUOTAZIONI E PREZZI GIORNALIERI – 01.01.2019 – 30.11.2020

Data	AGIP ENI	API IP	ESSO	Q8	EX SHELL	TAMOIL	EX TOTALERG	MEDIA MARCHI	NO-LOGO	MEDIA RETE
15/08/20	1,305	1,294	1,286	1,291		1,287	1,311	1,294	1,271	1,291
16/08/20	1,305	1,293	1,287	1,291		1,287	1,310	1,294	1,271	1,291
17/08/20	1,305	1,293	1,287	1,291		1,287	1,310	1,294	1,271	1,291
18/08/20	1,305	1,294	1,286	1,290		1,286	1,312	1,294	1,270	1,290
19/08/20	1,305	1,294	1,286	1,290		1,285	1,309	1,294	1,270	1,290
20/08/20	1,304	1,293	1,287	1,289		1,285	1,312	1,293	1,269	1,289
21/08/20	1,305	1,294	1,286	1,288		1,285	1,312	1,293	1,269	1,290
22/08/20	1,304	1,295	1,285	1,288		1,285	1,308	1,293	1,270	1,289
23/08/20	1,304	1,295	1,285	1,288		1,285	1,306	1,293	1,270	1,289
24/08/20	1,304	1,295	1,285	1,288		1,284	1,306	1,293	1,270	1,289
25/08/20	1,304	1,295	1,286	1,288		1,284	1,304	1,293	1,270	1,290
26/08/20	1,305	1,295	1,286	1,291		1,285	1,305	1,294	1,270	1,290
27/08/20	1,305	1,295	1,286	1,292		1,286	1,303	1,294	1,270	1,291
28/08/20	1,305	1,295	1,286	1,292		1,287	1,306	1,294	1,270	1,291
29/08/20	1,305	1,294	1,286	1,287		1,286	1,305	1,293	1,270	1,290
30/08/20	1,305	1,294	1,286	1,287		1,285	1,308	1,293	1,270	1,290
31/08/20	1,305	1,295	1,286	1,287		1,286	1,306	1,293	1,270	1,290
01/09/20	1,305	1,294	1,286	1,286		1,285	1,306	1,293	1,269	1,289
02/09/20	1,304	1,293	1,285	1,286		1,285	1,304	1,292	1,269	1,289
03/09/20	1,304	1,293	1,284	1,285		1,286	1,306	1,292	1,269	1,288
04/09/20	1,304	1,292	1,283	1,283		1,285	1,302	1,291	1,268	1,287
05/09/20	1,304	1,291	1,282	1,283		1,283	1,303	1,290	1,266	1,287
06/09/20	1,304	1,291	1,283	1,283		1,283	1,300	1,290	1,265	1,287
07/09/20	1,304	1,291	1,283	1,283		1,284	1,303	1,290	1,265	1,287
08/09/20	1,304	1,291	1,282	1,281		1,282	1,303	1,290	1,265	1,286
09/09/20	1,302	1,289	1,281	1,278		1,280	1,300	1,288	1,264	1,284
10/09/20	1,300	1,288	1,279	1,276		1,278	1,300	1,286	1,263	1,283
11/09/20	1,299	1,287	1,277	1,274		1,276	1,300	1,285	1,261	1,281
12/09/20	1,297	1,284	1,275	1,273		1,275	1,299	1,283	1,258	1,279
13/09/20	1,296	1,284	1,274	1,272		1,275	1,298	1,282	1,257	1,279
14/09/20	1,296	1,283	1,273	1,272		1,275	1,299	1,282	1,257	1,278
15/09/20	1,295	1,282	1,272	1,269		1,272	1,295	1,280	1,255	1,277
16/09/20	1,294	1,281	1,270	1,269		1,271	1,294	1,279	1,253	1,276

QUOTAZIONI E PREZZI GIORNALIERI – 01.01.2019 – 30.11.2020

Data	AGIP ENI	API IP	ESSO	Q8	EX SHELL	TAMOIL	EX TOTALERG	MEDIA MARCHI	NO-LOGO	MEDIA RETE
17/09/20	1,294	1,280	1,270	1,267		1,270	1,293	1,278	1,252	1,275
18/09/20	1,294	1,280	1,269	1,266		1,270	1,299	1,278	1,252	1,274
19/09/20	1,294	1,280	1,269	1,266		1,271	1,299	1,278	1,252	1,274
20/09/20	1,294	1,280	1,268	1,266		1,271	1,297	1,278	1,251	1,274
21/09/20	1,294	1,280	1,268	1,266		1,271	1,297	1,278	1,251	1,274
22/09/20	1,293	1,279	1,266	1,265		1,269	1,293	1,276	1,250	1,272
23/09/20	1,293	1,278	1,266	1,264		1,268	1,292	1,276	1,249	1,272
24/09/20	1,293	1,277	1,265	1,264		1,266	1,292	1,275	1,249	1,271
25/09/20	1,293	1,277	1,264	1,264		1,266	1,287	1,275	1,248	1,271
26/09/20	1,293	1,276	1,263	1,263		1,265	1,287	1,274	1,247	1,270
27/09/20	1,293	1,276	1,263	1,263		1,265	1,287	1,274	1,247	1,270
28/09/20	1,293	1,276	1,263	1,263		1,265	1,286	1,274	1,247	1,270
29/09/20	1,293	1,277	1,262	1,262		1,264	1,297	1,274	1,247	1,270
30/09/20	1,293	1,277	1,261	1,263		1,265	1,299	1,274	1,247	1,270
01/10/20	1,293	1,277	1,261	1,262		1,264	1,299	1,274	1,247	1,270
02/10/20	1,293	1,277	1,261	1,262		1,263	1,288	1,274	1,247	1,270
03/10/20	1,293	1,277	1,261	1,261		1,262	1,292	1,274	1,247	1,270
04/10/20	1,293	1,277	1,261	1,261		1,263	1,292	1,274	1,246	1,270
05/10/20	1,293	1,276	1,260	1,261		1,263	1,292	1,273	1,246	1,269
06/10/20	1,292	1,276	1,260	1,260		1,262	1,290	1,273	1,245	1,269
07/10/20	1,291	1,275	1,261	1,259		1,262	1,290	1,272	1,244	1,268
08/10/20	1,290	1,275	1,261	1,259		1,264	1,288	1,272	1,245	1,268
09/10/20	1,289	1,275	1,261	1,265		1,263	1,289	1,273	1,245	1,269
10/10/20	1,287	1,275	1,261	1,266		1,264	1,290	1,273	1,245	1,269
11/10/20	1,286	1,274	1,261	1,266		1,263	1,287	1,272	1,245	1,268
12/10/20	1,285	1,275	1,261	1,266		1,264	1,289	1,272	1,245	1,268
13/10/20	1,285	1,275	1,260	1,266		1,264	1,287	1,272	1,245	1,268
14/10/20	1,284	1,275	1,260	1,264		1,264	1,290	1,272	1,245	1,268
15/10/20	1,284	1,276	1,260	1,263		1,263	1,293	1,271	1,244	1,268
16/10/20	1,284	1,276	1,259	1,262		1,263	1,290	1,271	1,245	1,267
17/10/20	1,284	1,276	1,259	1,261		1,262	1,288	1,271	1,244	1,267
18/10/20	1,284	1,277	1,258	1,261		1,263	1,288	1,271	1,245	1,267
19/10/20	1,284	1,276	1,258	1,260		1,262	1,286	1,270	1,245	1,267

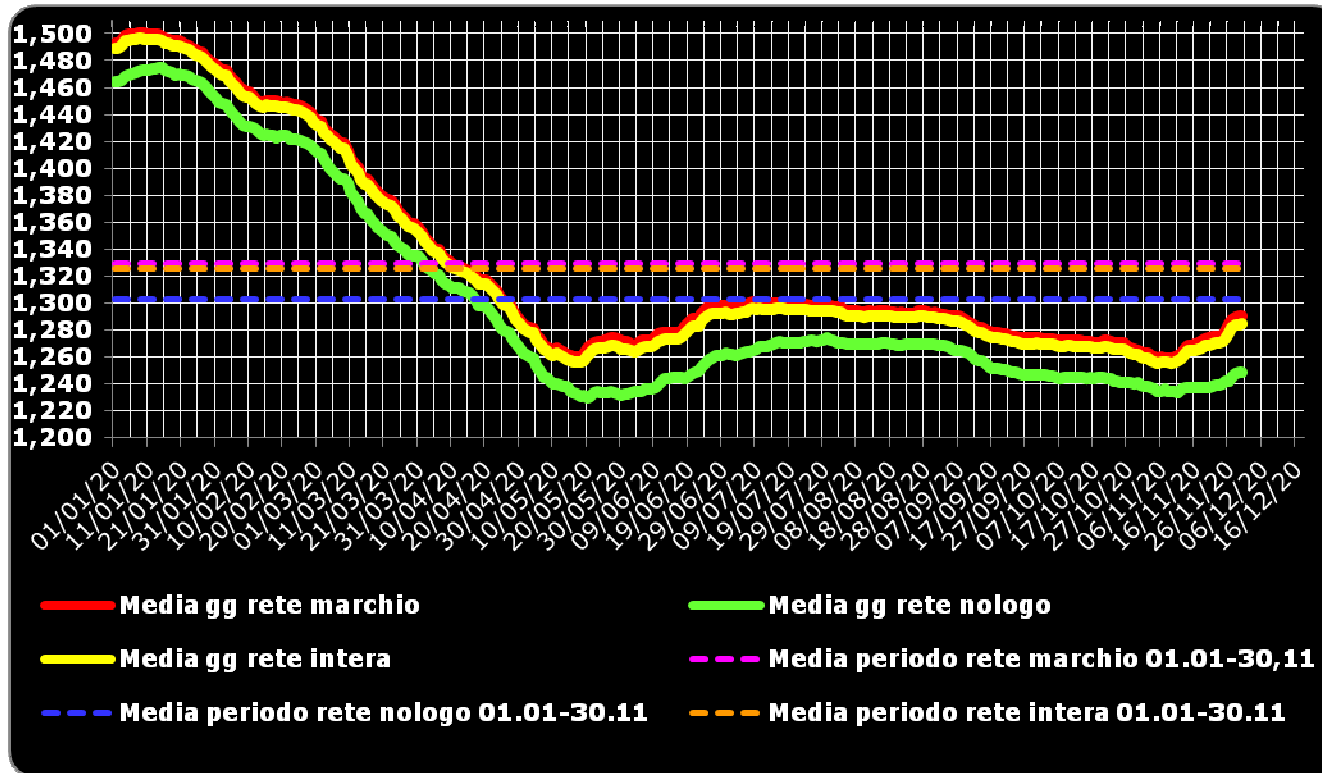
QUOTAZIONI E PREZZI GIORNALIERI – 01.01.2019 – 30.11.2020

Data	AGIP ENI	API IP	ESSO	Q8	EX SHELL	TAMOIL	EX TOTALERG	MEDIA MARCHI	NO-LOGO	MEDIA RETE
20/10/20	1,284	1,289	1,258	1,260		1,262	1,288	1,272	1,245	1,268
21/10/20	1,284	1,290	1,258	1,260		1,261	1,276	1,272	1,244	1,268
22/10/20	1,284	1,289	1,257	1,259		1,260	1,283	1,272	1,244	1,267
23/10/20	1,284	1,288	1,257	1,257		1,259	1,285	1,271	1,242	1,266
24/10/20	1,284	1,288	1,256	1,257		1,258	1,283	1,271	1,242	1,266
25/10/20	1,284	1,288	1,257	1,257		1,258	1,284	1,271	1,241	1,266
26/10/20	1,284	1,289	1,256	1,257		1,258	1,285	1,271	1,241	1,266
27/10/20	1,284	1,274	1,257	1,256		1,256	1,284	1,268	1,241	1,264
28/10/20	1,283	1,272	1,256	1,255		1,254	1,284	1,267	1,241	1,263
29/10/20	1,282	1,270	1,255	1,255		1,254	1,286	1,266	1,240	1,262
30/10/20	1,281	1,270	1,255	1,255		1,253	1,287	1,265	1,241	1,262
31/10/20	1,280	1,268	1,253	1,254		1,251	1,288	1,264	1,239	1,260
01/11/20	1,278	1,268	1,253	1,254		1,250	1,290	1,263	1,238	1,260
02/11/20	1,277	1,267	1,253	1,254		1,251	1,291	1,263	1,238	1,259
03/11/20	1,274	1,265	1,251	1,251		1,250	1,285	1,261	1,237	1,257
04/11/20	1,273	1,265	1,250	1,250		1,250	1,286	1,260	1,236	1,257
05/11/20	1,272	1,264	1,250	1,249		1,250	1,285	1,259	1,235	1,256
06/11/20	1,271	1,264	1,250	1,253		1,250	1,283	1,260	1,235	1,256
07/11/20	1,270	1,263	1,250	1,253		1,249	1,283	1,259	1,236	1,256
08/11/20	1,270	1,264	1,249	1,253		1,249	1,283	1,259	1,235	1,256
09/11/20	1,269	1,264	1,249	1,253		1,249	1,282	1,259	1,235	1,256
10/11/20	1,270	1,263	1,248	1,258		1,249	1,282	1,260	1,235	1,256
11/11/20	1,269	1,264	1,249	1,263		1,250	1,282	1,261	1,234	1,257
12/11/20	1,272	1,264	1,252	1,265		1,257	1,277	1,263	1,236	1,259
13/11/20	1,275	1,269	1,255	1,268		1,260	1,288	1,267	1,237	1,263
14/11/20	1,276	1,271	1,259	1,269		1,263	1,287	1,269	1,237	1,265
15/11/20	1,276	1,271	1,259	1,269		1,263	1,286	1,269	1,237	1,265
16/11/20	1,277	1,271	1,259	1,269		1,263	1,286	1,269	1,237	1,265
17/11/20	1,279	1,272	1,261	1,269		1,264	1,288	1,271	1,237	1,266
18/11/20	1,283	1,272	1,261	1,272		1,265	1,289	1,272	1,237	1,267
19/11/20	1,285	1,273	1,262	1,273		1,266	1,285	1,274	1,237	1,268
20/11/20	1,285	1,274	1,265	1,274		1,266	1,288	1,275	1,237	1,269
21/11/20	1,286	1,274	1,266	1,274		1,266	1,288	1,275	1,238	1,270

QUOTAZIONI E PREZZI GIORNALIERI – 01.01.2019 – 30.11.2020

Data	AGIP ENI	API IP	ESSO	Q8	EX SHELL	TAMOIL	EX TOTALERG	MEDIA MARCHI	NO- LOGO	MEDIA RETE
22/11/20	1,286	1,275	1,266	1,275		1,267	1,289	1,276	1,239	1,270
23/11/20	1,286	1,275	1,266	1,275		1,267	1,289	1,276	1,239	1,270
24/11/20	1,289	1,275	1,267	1,275		1,267	1,289	1,277	1,240	1,271
25/11/20	1,293	1,277	1,268	1,279		1,269	1,289	1,279	1,242	1,274
26/11/20	1,297	1,279	1,271	1,289		1,281	1,294	1,285	1,242	1,278
27/11/20	1,302	1,282	1,275	1,291		1,282	1,295	1,288	1,245	1,282
28/11/20	1,304	1,284	1,278	1,292		1,283	1,298	1,290	1,248	1,284
29/11/20	1,304	1,285	1,279	1,292		1,283	1,295	1,290	1,249	1,284
30/11/20	1,305	1,285	1,280	1,292		1,284	1,296	1,291	1,249	1,285
MEDIA	1,337	1,335	1,323	1,324		1,321	1,347	1,330	1,303	1,326

Grafico prezzi gasolio self media rete di marchio, rete no-logo e rete intera - Euro/litro



SEZIONE 2.4 – PREZZI ITALIA: RETE DI MARCHIO SERVITO – MEDIA RETE DI MARCHIO, RETE NO-LOGO E RETE GENERALE – GASOLIO – EURO/LITRO

Data	AGIP ENI	API IP	ESSO	Q8	EX SHELL	TAMOIL	EX TOTALERG	MEDIA MARCHI	NO- LOGO	MEDIA RETE
01/01/20	1,672	1,695	1,634	1,668	1,459	1,583	1,653	1,655	1,505	1,627
02/01/20	1,675	1,695	1,634	1,666	1,459	1,583	1,653	1,656	1,506	1,628
03/01/20	1,682	1,701	1,634	1,663	1,439	1,585	1,655	1,660	1,507	1,631
04/01/20	1,686	1,706	1,637	1,666	1,439	1,598	1,656	1,665	1,509	1,635
05/01/20	1,687	1,707	1,639	1,663	1,469	1,599	1,656	1,666	1,510	1,636
06/01/20	1,687	1,707	1,638	1,661	1,469	1,599	1,657	1,666	1,510	1,636
07/01/20	1,688	1,713	1,640	1,664	1,469	1,599	1,660	1,668	1,511	1,639
08/01/20	1,690	1,710	1,638	1,664	1,439	1,604	1,659	1,669	1,512	1,639
09/01/20	1,690	1,710	1,639	1,663	1,439	1,608	1,660	1,669	1,513	1,639
10/01/20	1,690	1,711	1,642	1,665	1,439	1,604	1,660	1,669	1,514	1,638
11/01/20	1,690	1,710	1,643	1,663	1,439	1,600	1,660	1,668	1,515	1,637
12/01/20	1,690	1,708	1,644	1,664	1,439	1,598	1,661	1,668	1,516	1,637
13/01/20	1,690	1,709	1,644	1,663	1,439	1,600	1,661	1,668	1,516	1,638
14/01/20	1,690	1,710	1,643	1,660	1,439	1,598	1,662	1,668	1,516	1,638
15/01/20	1,689	1,711	1,644	1,660		1,597	1,658	1,667	1,517	1,638
16/01/20	1,689	1,711	1,642	1,660	1,469	1,595	1,658	1,667	1,515	1,637
17/01/20	1,688	1,708	1,643	1,661	1,469	1,596	1,658	1,666	1,513	1,637
18/01/20	1,687	1,704	1,640	1,658	1,469	1,593	1,658	1,664	1,512	1,635
19/01/20	1,686	1,705	1,640	1,657	1,469	1,595	1,659	1,664	1,511	1,635
20/01/20	1,685	1,704	1,640	1,656	1,469	1,594	1,658	1,664	1,512	1,634
21/01/20	1,684	1,704	1,638	1,655	1,469	1,592	1,658	1,663	1,512	1,633
22/01/20	1,683	1,702	1,636	1,654	1,449	1,590	1,659	1,662	1,512	1,632
23/01/20	1,682	1,702	1,635	1,653	1,449	1,589	1,659	1,661	1,510	1,631
24/01/20	1,680	1,703	1,635	1,652	1,449	1,589	1,657	1,660	1,510	1,631
25/01/20	1,677	1,702	1,634	1,650	1,449	1,585	1,656	1,658	1,509	1,629
26/01/20	1,675	1,702	1,633	1,651	1,449	1,584	1,654	1,657	1,508	1,628
27/01/20	1,674	1,703	1,633	1,653	1,449	1,584	1,654	1,657	1,507	1,628
28/01/20	1,670	1,703	1,631	1,654	1,449	1,583	1,654	1,656	1,504	1,627
29/01/20	1,667	1,701	1,628	1,655	1,449	1,580	1,653	1,654	1,500	1,624

QUOTAZIONI E PREZZI GIORNALIERI – 01.01.2019 – 30.11.2020

Data	AGIP ENI	API IP	ESSO	Q8	EX SHELL	TAMOIL	EX TOTALERG	MEDIA MARCHI	NO-LOGO	MEDIA RETE
30/01/20	1,666	1,699	1,625	1,654	1,449	1,578	1,650	1,652	1,497	1,621
31/01/20	1,665	1,697	1,622	1,656	1,449	1,575	1,649	1,650	1,495	1,620
01/02/20	1,663	1,694	1,620	1,654	1,449	1,569	1,646	1,647	1,491	1,616
02/02/20	1,660	1,692	1,621	1,655	1,449	1,567	1,646	1,646	1,490	1,615
03/02/20	1,659	1,691	1,621	1,652	1,449	1,569	1,645	1,646	1,489	1,615
04/02/20	1,656	1,687	1,618	1,651	1,409	1,567	1,642	1,642	1,487	1,611
05/02/20	1,652	1,684	1,616	1,647	1,409	1,566	1,640	1,640	1,485	1,609
06/02/20	1,650	1,683	1,615	1,651	1,409	1,563	1,637	1,639	1,481	1,608
07/02/20	1,648	1,681	1,613	1,648	1,409	1,562	1,634	1,637	1,479	1,606
08/02/20	1,646	1,681	1,609	1,649	1,449	1,559	1,630	1,635	1,477	1,604
09/02/20	1,644	1,678	1,607	1,648	1,449	1,559	1,629	1,633	1,476	1,602
10/02/20	1,644	1,678	1,606	1,649	1,449	1,559	1,629	1,633	1,476	1,602
11/02/20	1,641	1,676	1,603	1,648	1,429	1,555	1,626	1,630	1,474	1,600
12/02/20	1,640	1,673	1,599	1,644	1,429	1,552	1,624	1,627	1,472	1,598
13/02/20	1,639	1,672	1,597	1,641	1,429	1,551	1,625	1,626	1,470	1,596
14/02/20	1,640	1,672	1,597	1,640	1,429	1,553	1,623	1,626	1,469	1,596
15/02/20	1,644	1,670	1,596	1,637	1,429	1,554	1,622	1,626	1,468	1,597
16/02/20	1,645	1,670	1,595	1,635	1,429	1,553	1,621	1,626	1,467	1,596
17/02/20	1,645	1,669	1,595	1,636	1,429	1,554	1,621	1,627	1,467	1,596
18/02/20	1,646	1,668	1,596	1,631	1,429	1,551	1,622	1,626	1,467	1,596
19/02/20	1,646	1,669	1,595	1,632	1,429	1,551	1,618	1,626	1,468	1,595
20/02/20	1,645	1,668	1,596	1,633	1,429	1,551	1,616	1,626	1,468	1,595
21/02/20	1,644	1,668	1,595	1,633	1,429	1,551	1,616	1,625	1,468	1,595
22/02/20	1,642	1,666	1,595	1,636	1,429	1,551	1,615	1,624	1,468	1,594
23/02/20	1,641	1,665	1,596	1,636	1,429	1,551	1,616	1,624	1,468	1,594
24/02/20	1,641	1,665	1,595	1,635	1,429	1,552	1,616	1,623	1,468	1,594
25/02/20	1,640	1,664	1,593	1,634	1,429	1,548	1,612	1,622	1,466	1,592
26/02/20	1,638	1,664	1,591	1,633	1,429	1,547	1,613	1,621	1,465	1,592
27/02/20	1,638	1,663	1,590	1,633	1,429	1,542	1,611	1,620	1,464	1,591
28/02/20	1,638	1,660	1,590	1,632	1,429	1,540	1,611	1,618	1,462	1,589
29/02/20	1,635	1,660	1,586	1,632	1,429	1,535	1,609	1,616	1,458	1,585
01/03/20	1,631	1,661	1,584	1,629	1,429	1,535	1,610	1,614	1,456	1,583
02/03/20	1,629	1,661	1,584	1,627	1,429	1,534	1,608	1,613	1,455	1,582

QUOTAZIONI E PREZZI GIORNALIERI – 01.01.2019 – 30.11.2020

Data	AGIP ENI	API IP	ESSO	Q8	EX SHELL	TAMOIL	EX TOTALERG	MEDIA MARCHI	NO-LOGO	MEDIA RETE
03/03/20	1,625	1,657	1,582	1,624	1,429	1,532	1,603	1,610	1,451	1,579
04/03/20	1,623	1,656	1,580	1,620	1,429	1,530	1,601	1,608	1,447	1,577
05/03/20	1,621	1,654	1,576	1,619	1,409	1,526	1,596	1,606	1,444	1,574
06/03/20	1,620	1,654	1,573	1,615	1,409	1,524	1,594	1,604	1,440	1,572
07/03/20	1,618	1,651	1,570	1,612	1,409	1,521	1,593	1,602	1,438	1,570
08/03/20	1,616	1,650	1,570	1,611	1,409	1,521	1,591	1,600	1,436	1,568
09/03/20	1,615	1,650	1,570	1,612	1,409	1,521	1,590	1,600	1,436	1,568
10/03/20	1,609	1,646	1,565	1,608	1,409	1,518	1,587	1,595	1,434	1,564
11/03/20	1,605	1,637	1,561	1,604	1,379	1,512	1,583	1,590	1,429	1,559
12/03/20	1,601	1,634	1,555	1,601	1,379	1,504	1,580	1,585	1,424	1,554
13/03/20	1,597	1,631	1,552	1,597	1,359	1,501	1,576	1,582	1,420	1,550
14/03/20	1,593	1,629	1,547	1,592	1,359	1,498	1,573	1,578	1,416	1,546
15/03/20	1,591	1,627	1,545	1,592	1,359	1,497	1,573	1,577	1,413	1,545
16/03/20	1,590	1,627	1,544	1,590	1,359	1,497	1,574	1,577	1,412	1,544
17/03/20	1,586	1,625	1,541	1,586	1,359	1,494	1,569	1,573	1,408	1,540
18/03/20	1,583	1,618	1,537	1,585	1,359	1,490	1,561	1,568	1,406	1,535
19/03/20	1,580	1,617	1,534	1,583	1,359	1,485	1,563	1,566	1,403	1,533
20/03/20	1,578	1,613	1,532	1,583	1,268	1,483	1,563	1,564	1,402	1,531
21/03/20	1,576	1,613	1,530	1,583	1,268	1,480	1,563	1,562	1,400	1,530
22/03/20	1,574	1,613	1,531	1,579	1,268	1,478	1,560	1,561	1,400	1,529
23/03/20	1,572	1,612	1,530	1,579	1,268	1,476	1,562	1,560	1,398	1,528
24/03/20	1,568	1,610	1,528	1,576	1,299	1,473	1,561	1,557	1,396	1,526
25/03/20	1,563	1,605	1,525	1,575	1,299	1,472	1,556	1,554	1,393	1,522
26/03/20	1,558	1,604	1,523	1,576	1,299	1,473	1,551	1,551	1,391	1,520
27/03/20	1,554	1,603	1,520	1,575	1,299	1,471	1,549	1,549	1,390	1,519
28/03/20	1,549	1,601	1,517	1,575	1,299	1,471	1,548	1,546	1,385	1,515
29/03/20	1,547	1,600	1,516	1,572	1,299	1,470	1,549	1,545	1,385	1,514
30/03/20	1,546	1,601	1,514	1,571	1,299	1,470	1,546	1,544	1,385	1,514
31/03/20	1,542	1,599	1,513	1,568	1,299	1,467	1,547	1,542	1,383	1,512
01/04/20	1,537	1,594	1,511	1,567	1,299	1,459	1,541	1,537	1,380	1,507
02/04/20	1,534	1,587	1,507	1,561	1,299	1,460	1,537	1,533	1,378	1,504
03/04/20	1,530	1,584	1,505	1,559	1,299	1,459	1,535	1,531	1,376	1,501
04/04/20	1,527	1,583	1,502	1,557	1,299	1,455	1,531	1,528	1,374	1,498

QUOTAZIONI E PREZZI GIORNALIERI – 01.01.2019 – 30.11.2020

Data	AGIP ENI	API IP	ESSO	Q8	EX SHELL	TAMOIL	EX TOTALERG	MEDIA MARCHI	NO- LOGO	MEDIA RETE
05/04/20	1,525	1,582	1,501	1,556	1,189	1,453	1,529	1,527	1,372	1,497
06/04/20	1,524	1,581	1,500	1,558	1,189	1,453	1,529	1,526	1,371	1,496
07/04/20	1,521	1,581	1,497	1,551	1,189	1,452	1,521	1,523	1,367	1,493
08/04/20	1,519	1,579	1,495	1,551	1,189	1,451	1,521	1,522	1,366	1,492
09/04/20	1,517	1,581	1,493	1,553	1,189	1,449	1,516	1,521	1,363	1,490
10/04/20	1,516	1,574	1,491	1,544	1,189	1,447	1,513	1,517	1,360	1,486
11/04/20	1,515	1,569	1,491	1,545	1,189	1,443	1,515	1,515	1,362	1,485
12/04/20	1,513	1,568	1,491	1,543	1,189	1,444	1,514	1,514	1,359	1,484
13/04/20	1,513	1,569	1,491	1,541	1,189	1,443	1,516	1,514	1,359	1,484
14/04/20	1,512	1,572	1,493	1,543	1,189	1,434	1,518	1,514	1,361	1,485
15/04/20	1,511	1,568	1,488	1,538	1,189	1,441	1,517	1,512	1,357	1,482
16/04/20	1,510	1,566	1,485	1,534	1,189	1,439	1,515	1,511	1,357	1,481
17/04/20	1,509	1,566	1,483	1,532	1,189	1,434	1,513	1,509	1,354	1,478
18/04/20	1,506	1,564	1,477	1,532	1,189	1,431	1,505	1,505	1,350	1,475
19/04/20	1,505	1,564	1,477	1,532	1,189	1,431	1,504	1,505	1,350	1,475
20/04/20	1,505	1,565	1,477	1,532	1,189	1,431	1,504	1,505	1,349	1,475
21/04/20	1,503	1,562	1,474	1,528	1,189	1,431	1,502	1,503	1,346	1,473
22/04/20	1,501	1,558	1,471	1,521	1,189	1,427	1,498	1,500	1,344	1,469
23/04/20	1,497	1,558	1,469	1,520	1,189	1,425	1,493	1,497	1,339	1,467
24/04/20	1,493	1,551	1,465	1,518	1,189	1,422	1,489	1,493	1,335	1,462
25/04/20	1,489	1,548	1,464	1,515	1,189	1,419	1,488	1,490	1,330	1,459
26/04/20	1,487	1,546	1,463	1,516	1,189	1,419	1,486	1,489	1,328	1,457
27/04/20	1,485	1,546	1,463	1,514	1,189	1,418	1,483	1,488	1,327	1,457
28/04/20	1,479	1,543	1,459	1,509	1,189	1,409	1,480	1,483	1,323	1,452
29/04/20	1,474	1,540	1,457	1,504	1,189	1,410	1,476	1,479	1,322	1,448
30/04/20	1,470	1,534	1,453	1,500	1,189	1,406	1,471	1,475	1,317	1,444
01/05/20	1,467	1,533	1,451	1,499	1,189	1,404	1,470	1,473	1,314	1,442
02/05/20	1,465	1,528	1,453	1,498	1,189	1,401	1,470	1,471	1,315	1,441
03/05/20	1,463	1,527	1,451	1,498	1,189	1,399	1,467	1,470	1,314	1,439
04/05/20	1,462	1,527	1,450	1,496	1,189	1,398	1,467	1,469	1,313	1,439
05/05/20	1,456	1,524	1,447	1,491	1,189	1,393	1,463	1,464	1,305	1,433
06/05/20	1,453	1,524	1,442	1,491	1,189	1,391	1,457	1,462	1,300	1,430
07/05/20	1,451	1,520	1,436	1,481	1,189	1,382	1,449	1,457	1,295	1,426

QUOTAZIONI E PREZZI GIORNALIERI – 01.01.2019 – 30.11.2020

Data	AGIP ENI	API IP	ESSO	Q8	EX SHELL	TAMOIL	EX TOTALERG	MEDIA MARCHI	NO-LOGO	MEDIA RETE
08/05/20	1,451	1,519	1,436	1,484	1,189	1,382	1,448	1,456	1,292	1,425
09/05/20	1,448	1,518	1,432	1,482	1,189	1,381	1,447	1,454	1,292	1,423
10/05/20	1,449	1,517	1,431	1,478	1,189	1,380	1,449	1,454	1,289	1,422
11/05/20	1,448	1,515	1,430	1,478	1,189	1,379	1,448	1,453	1,290	1,422
12/05/20	1,448	1,512	1,431	1,474	1,189	1,372	1,443	1,450	1,290	1,419
13/05/20	1,448	1,509	1,429	1,471	1,189	1,370	1,443	1,449	1,288	1,418
14/05/20	1,449	1,506	1,428	1,472	1,189	1,367	1,441	1,448	1,288	1,417
15/05/20	1,449	1,504	1,427	1,471	1,189	1,368	1,439	1,447	1,285	1,416
16/05/20	1,450	1,504	1,427	1,473	1,189	1,370	1,438	1,448	1,283	1,416
17/05/20	1,451	1,506	1,424	1,475	1,189	1,370	1,435	1,448	1,282	1,417
18/05/20	1,451	1,506	1,423	1,475	1,189	1,368	1,436	1,448	1,280	1,416
19/05/20	1,454	1,510	1,423	1,471	1,189	1,365	1,439	1,450	1,279	1,418
20/05/20	1,457	1,511	1,422	1,474	1,189	1,366	1,444	1,451	1,280	1,420
21/05/20	1,461	1,516	1,424	1,474		1,368	1,450	1,455	1,280	1,422
22/05/20	1,465	1,515	1,425	1,472	1,189	1,369	1,453	1,456	1,282	1,424
23/05/20	1,466	1,515	1,425	1,473	1,189	1,370	1,452	1,457	1,282	1,425
24/05/20	1,466	1,516	1,426	1,471	1,189	1,370	1,453	1,457	1,280	1,424
25/05/20	1,467	1,516	1,426	1,470	1,189	1,370	1,455	1,457	1,281	1,425
26/05/20	1,468	1,517	1,425	1,472	1,189	1,373	1,454	1,458	1,282	1,426
27/05/20	1,468	1,517	1,425	1,472	1,189	1,373	1,455	1,458	1,281	1,425
28/05/20	1,469	1,516	1,425	1,472	1,229	1,375	1,452	1,458	1,283	1,425
29/05/20	1,469	1,516	1,423	1,473	1,229	1,375	1,451	1,457	1,282	1,423
30/05/20	1,468	1,517	1,423	1,473	1,229	1,371	1,454	1,457	1,281	1,422
31/05/20	1,467	1,517	1,422	1,470	1,229	1,369	1,452	1,456	1,281	1,422
01/06/20	1,468	1,517	1,423	1,470	1,229	1,369	1,451	1,456	1,282	1,423
02/06/20	1,469	1,517	1,423	1,468	1,229	1,370	1,450	1,456	1,282	1,422
03/06/20	1,470	1,513	1,423	1,467	1,229	1,368	1,446	1,454	1,282	1,421
04/06/20	1,470	1,517	1,422	1,468	1,229	1,370	1,445	1,455	1,282	1,422
05/06/20	1,469	1,516	1,425	1,474	1,229	1,372	1,446	1,456	1,280	1,423
06/06/20	1,469	1,511	1,424	1,473	1,229	1,375	1,446	1,456	1,282	1,422
07/06/20	1,469	1,513	1,423	1,474	1,229	1,375	1,449	1,456	1,282	1,422
08/06/20	1,470	1,513	1,423	1,473	1,229	1,375	1,449	1,457	1,283	1,423
09/06/20	1,472	1,508	1,427	1,477	1,229	1,380	1,443	1,457	1,284	1,424

QUOTAZIONI E PREZZI GIORNALIERI – 01.01.2019 – 30.11.2020

Data	AGIP ENI	API IP	ESSO	Q8	EX SHELL	TAMOIL	EX TOTALERG	MEDIA MARCHI	NO-LOGO	MEDIA RETE
10/06/20	1,476	1,501	1,429	1,478	1,229	1,384	1,403	1,460	1,285	1,427
11/06/20	1,477	1,503	1,430	1,474	1,229	1,383	1,404	1,461	1,288	1,429
12/06/20	1,477	1,505	1,430	1,472	1,259	1,384	1,404	1,462	1,290	1,430
13/06/20	1,478	1,507	1,431	1,473	1,259	1,385	1,404	1,463	1,291	1,431
14/06/20	1,478	1,508	1,431	1,471	1,259	1,385	1,401	1,463	1,291	1,431
15/06/20	1,478	1,507	1,430	1,471	1,259	1,385	1,401	1,462	1,291	1,431
16/06/20	1,479	1,508	1,431	1,472	1,259	1,384	1,407	1,463	1,291	1,431
17/06/20	1,481	1,508	1,431	1,473	1,259	1,381	1,404	1,463	1,291	1,429
18/06/20	1,488	1,508	1,429	1,473	1,259	1,385	1,410	1,466	1,291	1,433
19/06/20	1,493	1,509	1,433	1,474	1,259	1,385	1,411	1,469	1,292	1,435
20/06/20	1,495	1,510	1,435	1,478	1,259	1,389	1,415	1,471	1,294	1,438
21/06/20	1,494	1,509	1,436	1,478	1,259	1,389	1,414	1,471	1,294	1,438
22/06/20	1,495	1,510	1,437	1,478	1,259	1,389	1,413	1,471	1,295	1,439
23/06/20	1,498	1,515	1,437	1,482	1,259	1,394	1,409	1,475	1,298	1,441
24/06/20	1,502	1,516	1,439	1,482	1,259	1,399	1,391	1,477	1,300	1,444
25/06/20	1,504	1,517	1,441	1,484	1,259	1,404	1,390	1,479	1,302	1,445
26/06/20	1,505	1,518	1,443	1,487	1,259	1,404	1,391	1,480	1,303	1,445
27/06/20	1,505	1,518	1,445	1,487	1,259	1,403	1,392	1,480	1,304	1,446
28/06/20	1,505	1,517	1,444	1,486	1,259	1,403	1,396	1,480	1,304	1,445
29/06/20	1,506	1,517	1,445	1,486	1,259	1,402	1,395	1,480	1,305	1,446
30/06/20	1,506	1,518	1,445	1,490	1,259	1,401	1,394	1,481	1,305	1,447
01/07/20	1,506	1,518	1,445	1,490	1,259	1,398	1,395	1,479	1,304	1,443
02/07/20	1,507	1,515	1,446	1,490	1,259	1,396	1,398	1,479	1,304	1,443
03/07/20	1,507	1,515	1,445	1,492	1,259	1,395	1,401	1,479	1,305	1,444
04/07/20	1,508	1,515	1,445	1,494	1,259	1,396	1,394	1,479	1,307	1,445
05/07/20	1,508	1,515	1,447	1,491	1,259	1,396	1,392	1,479	1,307	1,445
06/07/20	1,508	1,515	1,447	1,493	1,259	1,396	1,393	1,480	1,307	1,446
07/07/20	1,508	1,519	1,447	1,496	1,259	1,399	1,390	1,481	1,310	1,448
08/07/20	1,508	1,516	1,447	1,500	1,259	1,403	1,396	1,481	1,311	1,448
09/07/20	1,508	1,519	1,449	1,499	1,259	1,403	1,392	1,482	1,311	1,448
10/07/20	1,507	1,520	1,450	1,498	1,259	1,404	1,394	1,483	1,312	1,448
11/07/20	1,507	1,521	1,450	1,498	1,259	1,404	1,398	1,483	1,313	1,449
12/07/20	1,507	1,519	1,452	1,496	1,259	1,403	1,400	1,482	1,314	1,449

QUOTAZIONI E PREZZI GIORNALIERI – 01.01.2019 – 30.11.2020

Data	AGIP ENI	API IP	ESSO	Q8	EX SHELL	TAMOIL	EX TOTALERG	MEDIA MARCHI	NO-LOGO	MEDIA RETE
13/07/20	1,506	1,519	1,451	1,494	1,259	1,404	1,402	1,482	1,315	1,448
14/07/20	1,508	1,521	1,453	1,495	1,259	1,403	1,409	1,484	1,316	1,450
15/07/20	1,507	1,521	1,452	1,495	1,259	1,405	1,408	1,484	1,316	1,451
16/07/20	1,508	1,522	1,449	1,495	1,259	1,405	1,404	1,484	1,316	1,450
17/07/20	1,509	1,524	1,449	1,494	1,259	1,406	1,402	1,485	1,314	1,451
18/07/20	1,509	1,520	1,447	1,497	1,259	1,409	1,401	1,484	1,315	1,451
19/07/20	1,509	1,520	1,446	1,495	1,259	1,408	1,400	1,483	1,315	1,450
20/07/20	1,509	1,521	1,446	1,495	1,259	1,406	1,399	1,484	1,315	1,450
21/07/20	1,509	1,521	1,448	1,498	1,259	1,405	1,392	1,484	1,318	1,451
22/07/20	1,509	1,524	1,449	1,499	1,259	1,403	1,397	1,485	1,317	1,451
23/07/20	1,509	1,525	1,449	1,500		1,403	1,411	1,486	1,318	1,453
24/07/20	1,510	1,526	1,448	1,499	1,259	1,403	1,406	1,485	1,319	1,453
25/07/20	1,509	1,525	1,450	1,495	1,259	1,402	1,404	1,484	1,319	1,452
26/07/20	1,509	1,525	1,450	1,496	1,259	1,403	1,406	1,485	1,318	1,452
27/07/20	1,509	1,524	1,450	1,497	1,259	1,404	1,409	1,485	1,318	1,453
28/07/20	1,509	1,523	1,449	1,495	1,259	1,404	1,411	1,484	1,319	1,452
29/07/20	1,509	1,522	1,451	1,492	1,259	1,405	1,412	1,484	1,318	1,451
30/07/20	1,509	1,520	1,451	1,495	1,259	1,405	1,406	1,484	1,318	1,451
31/07/20	1,509	1,520	1,454	1,497		1,402	1,405	1,485	1,317	1,452
01/08/20	1,509	1,522	1,452	1,500		1,399	1,410	1,485	1,316	1,451
02/08/20	1,508	1,521	1,451	1,498		1,400	1,405	1,484	1,315	1,451
03/08/20	1,507	1,520	1,451	1,497		1,401	1,405	1,483	1,316	1,451
04/08/20	1,505	1,522	1,450	1,498	1,289	1,402	1,389	1,483	1,317	1,451
05/08/20	1,504	1,521	1,447	1,498	1,289	1,401	1,396	1,482	1,316	1,450
06/08/20	1,502	1,519	1,448	1,496	1,289	1,399	1,406	1,481	1,314	1,449
07/08/20	1,501	1,517	1,447	1,496	1,289	1,400	1,407	1,480	1,316	1,449
08/08/20	1,501	1,516	1,448	1,498	1,289	1,401	1,406	1,481	1,316	1,450
09/08/20	1,500	1,516	1,447	1,497	1,269	1,398	1,403	1,480	1,314	1,448
10/08/20	1,501	1,517	1,446	1,496	1,269	1,399	1,408	1,480	1,315	1,449
11/08/20	1,501	1,518	1,446	1,496	1,269	1,396	1,416	1,480	1,316	1,449
12/08/20	1,501	1,520	1,448	1,495	1,269	1,398	1,414	1,480	1,317	1,449
13/08/20	1,501	1,522	1,447	1,495	1,269	1,398	1,409	1,480	1,317	1,449
14/08/20	1,501	1,524	1,446	1,494	1,269	1,400	1,408	1,481	1,317	1,449

QUOTAZIONI E PREZZI GIORNALIERI – 01.01.2019 – 30.11.2020

Data	AGIP ENI	API IP	ESSO	Q8	EX SHELL	TAMOIL	EX TOTALERG	MEDIA MARCHI	NO-LOGO	MEDIA RETE
15/08/20	1,502	1,524	1,449	1,495	1,269	1,400	1,411	1,482	1,315	1,449
16/08/20	1,501	1,525	1,450	1,496	1,269	1,401	1,415	1,482	1,316	1,450
17/08/20	1,502	1,525	1,451	1,496	1,269	1,401	1,411	1,482	1,316	1,451
18/08/20	1,503	1,522	1,448	1,497	1,269	1,401	1,405	1,481	1,316	1,449
19/08/20	1,503	1,522	1,448	1,499	1,269	1,397	1,406	1,481	1,315	1,448
20/08/20	1,502	1,524	1,448	1,499	1,269	1,398	1,404	1,481	1,315	1,448
21/08/20	1,502	1,522	1,448	1,503	1,269	1,400	1,409	1,481	1,316	1,448
22/08/20	1,502	1,523	1,448	1,504	1,269	1,400	1,411	1,481	1,317	1,448
23/08/20	1,501	1,522	1,446	1,501	1,269	1,399	1,405	1,480	1,317	1,447
24/08/20	1,501	1,522	1,446	1,499	1,269	1,399	1,405	1,480	1,316	1,447
25/08/20	1,501	1,527	1,450	1,497	1,269	1,397	1,406	1,482	1,317	1,449
26/08/20	1,501	1,526	1,449	1,494	1,269	1,396	1,403	1,481	1,319	1,449
27/08/20	1,501	1,523	1,449	1,493	1,269	1,397	1,403	1,480	1,318	1,448
28/08/20	1,501	1,521	1,448	1,494	1,239	1,398	1,403	1,480	1,317	1,448
29/08/20	1,501	1,520	1,449	1,495	1,239	1,396	1,397	1,479	1,316	1,447
30/08/20	1,500	1,520	1,449	1,496	1,239	1,397	1,402	1,479	1,316	1,447
31/08/20	1,501	1,520	1,448	1,493	1,239	1,397	1,402	1,479	1,316	1,447
01/09/20	1,500	1,516	1,449	1,491	1,239	1,397	1,402	1,478	1,316	1,446
02/09/20	1,500	1,517	1,450	1,491	1,239	1,398	1,401	1,478	1,315	1,446
03/09/20	1,499	1,516	1,449	1,490	1,239	1,399	1,404	1,478	1,314	1,445
04/09/20	1,499	1,516	1,448	1,490	1,239	1,397	1,402	1,477	1,313	1,445
05/09/20	1,499	1,517	1,446	1,486	1,239	1,395	1,394	1,477	1,311	1,444
06/09/20	1,499	1,517	1,447	1,488	1,239	1,396	1,394	1,478	1,310	1,444
07/09/20	1,499	1,518	1,446	1,488	1,239	1,397	1,395	1,478	1,311	1,445
08/09/20	1,499	1,517	1,442	1,488	1,239	1,394	1,389	1,476	1,309	1,443
09/09/20	1,497	1,515	1,440	1,483	1,239	1,392	1,389	1,474	1,309	1,442
10/09/20	1,495	1,515	1,439	1,480	1,239	1,393	1,388	1,473	1,308	1,441
11/09/20	1,493	1,513	1,436	1,477	1,239	1,391	1,392	1,471	1,305	1,438
12/09/20	1,491	1,510	1,436	1,481	1,239	1,390	1,400	1,470	1,304	1,438
13/09/20	1,490	1,510	1,434	1,479	1,239	1,392	1,399	1,470	1,303	1,437
14/09/20	1,490	1,510	1,433	1,478	1,239	1,390	1,398	1,469	1,303	1,437
15/09/20	1,489	1,507	1,435	1,475	1,239	1,386	1,398	1,468	1,301	1,435
16/09/20	1,489	1,507	1,432	1,476	1,239	1,386	1,400	1,467	1,299	1,435

QUOTAZIONI E PREZZI GIORNALIERI – 01.01.2019 – 30.11.2020

Data	AGIP ENI	API IP	ESSO	Q8	EX SHELL	TAMOIL	EX TOTALERG	MEDIA MARCHI	NO-LOGO	MEDIA RETE
17/09/20	1,488	1,507	1,432	1,474	1,239	1,386	1,399	1,467	1,297	1,433
18/09/20	1,489	1,505	1,433	1,470	1,239	1,386	1,384	1,466	1,297	1,433
19/09/20	1,490	1,505	1,431	1,472	1,239	1,387	1,374	1,466	1,296	1,431
20/09/20	1,489	1,506	1,431	1,472	1,239	1,388	1,372	1,466	1,295	1,431
21/09/20	1,489	1,506	1,431	1,471	1,239	1,389	1,370	1,466	1,296	1,432
22/09/20	1,488	1,504	1,426	1,472	1,239	1,383	1,374	1,463	1,295	1,430
23/09/20	1,489	1,506	1,427	1,470	1,239	1,384	1,367	1,464	1,295	1,431
24/09/20	1,489	1,506	1,427	1,470	1,239	1,382	1,368	1,464	1,295	1,430
25/09/20	1,489	1,503	1,427	1,473	1,239	1,380	1,365	1,463	1,293	1,429
26/09/20	1,488	1,504	1,427	1,470	1,239	1,379	1,367	1,462	1,292	1,429
27/09/20	1,489	1,503	1,427	1,468	1,239	1,378	1,367	1,462	1,291	1,428
28/09/20	1,489	1,503	1,427	1,466	1,239	1,378	1,369	1,462	1,291	1,428
29/09/20	1,490	1,504	1,425	1,468	1,239	1,380	1,379	1,463	1,291	1,428
30/09/20	1,489	1,504	1,423	1,469	1,239	1,380	1,374	1,463	1,292	1,428
01/10/20	1,489	1,503	1,422	1,472	1,239	1,376	1,380	1,462	1,292	1,428
02/10/20	1,488	1,503	1,423	1,470	1,239	1,376	1,380	1,462	1,293	1,429
03/10/20	1,489	1,505	1,423	1,472	1,239	1,375	1,383	1,463	1,293	1,430
04/10/20	1,489	1,504	1,422	1,470	1,239	1,377	1,383	1,462	1,292	1,429
05/10/20	1,489	1,504	1,422	1,468	1,239	1,378	1,381	1,462	1,292	1,429
06/10/20	1,488	1,503	1,422	1,469	1,239	1,378	1,377	1,461	1,290	1,428
07/10/20	1,488	1,503	1,422	1,470	1,239	1,377	1,376	1,461	1,290	1,428
08/10/20	1,487	1,505	1,423	1,469	1,209	1,378	1,371	1,462	1,291	1,428
09/10/20	1,485	1,504	1,422	1,469	1,209	1,378	1,371	1,461	1,292	1,428
10/10/20	1,483	1,501	1,423	1,469	1,209	1,379	1,371	1,460	1,292	1,427
11/10/20	1,481	1,501	1,423	1,469	1,209	1,377	1,372	1,459	1,291	1,427
12/10/20	1,481	1,502	1,423	1,469	1,209	1,378	1,366	1,460	1,292	1,427
13/10/20	1,481	1,500	1,424	1,470	1,209	1,377	1,371	1,459	1,291	1,427
14/10/20	1,480	1,500	1,423	1,468	1,209	1,378	1,372	1,459	1,291	1,427
15/10/20	1,480	1,501	1,423	1,467	1,209	1,376	1,370	1,459	1,290	1,427
16/10/20	1,480	1,500	1,422	1,465	1,209	1,377	1,371	1,459	1,289	1,426
17/10/20	1,480	1,502	1,423	1,462	1,209	1,377	1,371	1,459	1,289	1,425
18/10/20	1,480	1,503	1,422	1,462	1,209	1,378	1,370	1,459	1,290	1,425
19/10/20	1,480	1,504	1,421	1,463	1,209	1,376	1,369	1,459	1,289	1,425

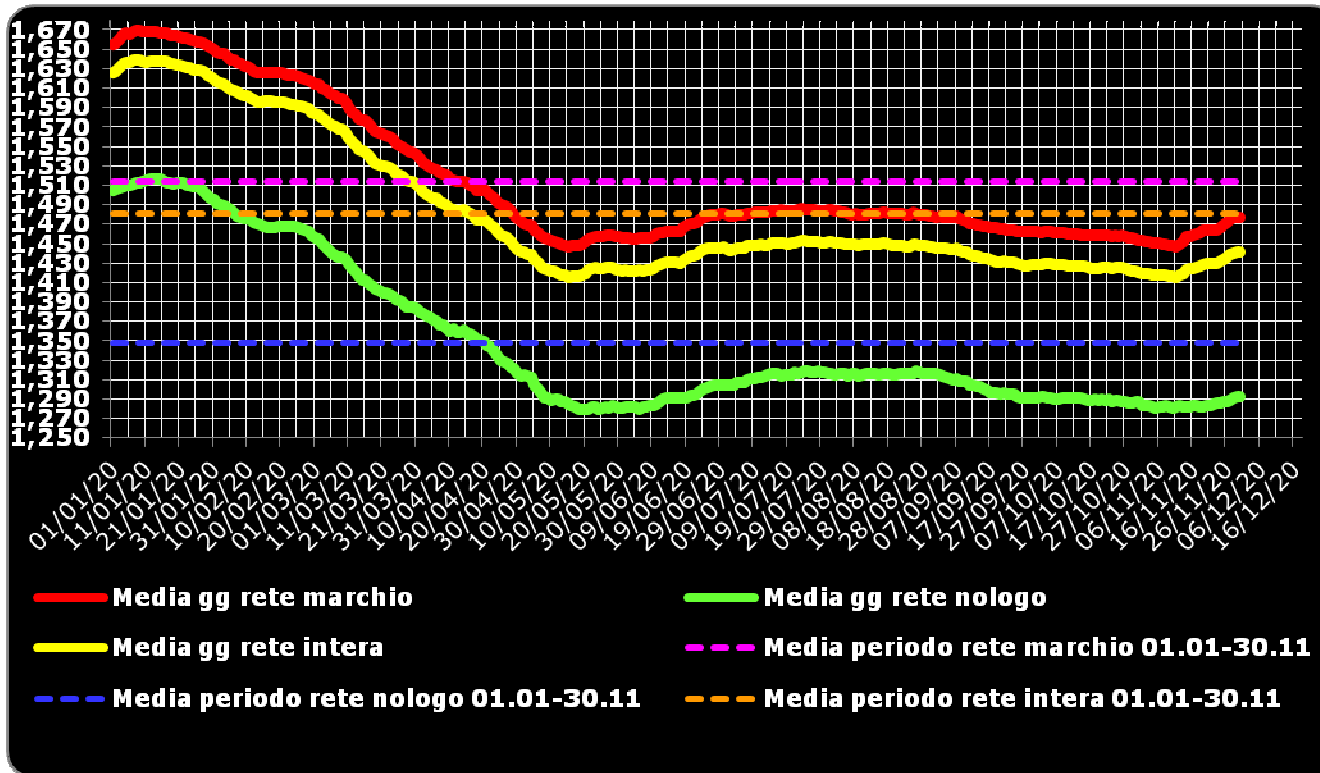
QUOTAZIONI E PREZZI GIORNALIERI – 01.01.2019 – 30.11.2020

Data	AGIP ENI	API IP	ESSO	Q8	EX SHELL	TAMOIL	EX TOTALERG	MEDIA MARCHI	NO-LOGO	MEDIA RETE
20/10/20	1,481	1,506	1,422	1,462	1,209	1,376	1,371	1,459	1,290	1,426
21/10/20	1,480	1,506	1,421	1,464	1,209	1,375	1,362	1,458	1,289	1,425
22/10/20	1,481	1,505	1,420	1,465	1,209	1,374	1,361	1,458	1,290	1,425
23/10/20	1,481	1,504	1,420	1,466	1,209	1,373	1,364	1,458	1,288	1,425
24/10/20	1,480	1,505	1,420	1,467	1,209	1,373	1,367	1,458	1,289	1,426
25/10/20	1,480	1,505	1,418	1,467	1,209	1,372	1,372	1,458	1,289	1,425
26/10/20	1,480	1,505	1,419	1,464	1,209	1,373	1,371	1,458	1,288	1,425
27/10/20	1,480	1,505	1,419	1,460	1,209	1,371	1,370	1,457	1,287	1,424
28/10/20	1,480	1,503	1,419	1,457	1,209	1,370	1,373	1,456	1,286	1,423
29/10/20	1,479	1,502	1,419	1,459	0,000	1,369	1,374	1,456	1,286	1,422
30/10/20	1,478	1,500	1,420	1,459	1,209	1,370	1,376	1,455	1,287	1,422
31/10/20	1,476	1,497	1,417	1,458	1,209	1,369	1,378	1,453	1,287	1,421
01/11/20	1,474	1,497	1,417	1,459	1,209	1,368	1,372	1,453	1,284	1,419
02/11/20	1,474	1,497	1,416	1,459	1,209	1,367	1,373	1,452	1,284	1,419
03/11/20	1,472	1,498	1,415	1,458	1,209	1,367	1,368	1,452	1,284	1,419
04/11/20	1,471	1,495	1,414	1,459	1,209	1,367	1,364	1,451	1,282	1,418
05/11/20	1,469	1,494	1,415	1,459	1,209	1,366	1,361	1,450	1,281	1,418
06/11/20	1,468	1,495	1,415	1,457	1,209	1,365	1,364	1,450	1,282	1,418
07/11/20	1,467	1,494	1,414	1,457	1,209	1,363	1,370	1,449	1,282	1,418
08/11/20	1,467	1,493	1,413	1,457	1,209	1,364	1,368	1,449	1,283	1,418
09/11/20	1,466	1,493	1,413	1,454	1,209	1,365	1,365	1,449	1,282	1,417
10/11/20	1,466	1,492	1,413	1,456	1,209	1,363	1,363	1,448	1,281	1,416
11/11/20	1,465	1,489	1,414	1,458	1,209	1,366	1,359	1,447	1,282	1,415
12/11/20	1,468	1,491	1,416	1,460	1,209	1,372	1,358	1,449	1,283	1,417
13/11/20	1,472	1,496	1,421	1,461	1,209	1,374	1,374	1,452	1,282	1,420
14/11/20	1,473	1,499	1,425	1,465	1,209	1,377	1,369	1,457	1,282	1,423
15/11/20	1,473	1,500	1,426	1,465	1,209	1,378	1,370	1,458	1,282	1,424
16/11/20	1,474	1,501	1,426	1,465	1,209	1,377	1,368	1,458	1,283	1,425
17/11/20	1,476	1,502	1,428	1,465	1,209	1,378	1,380	1,460	1,284	1,426
18/11/20	1,480	1,502	1,429	1,465	1,209	1,378	1,378	1,461	1,282	1,427
19/11/20	1,482	1,504	1,430	1,467	1,209	1,380	1,378	1,463	1,282	1,429
20/11/20	1,483	1,505	1,432	1,469	1,209	1,379	1,369	1,464	1,284	1,429
21/11/20	1,483	1,504	1,433	1,470	1,209	1,377	1,370	1,463	1,284	1,429

QUOTAZIONI E PREZZI GIORNALIERI – 01.01.2019 – 30.11.2020

Data	AGIP ENI	API IP	ESSO	Q8	EX SHELL	TAMOIL	EX TOTALERG	MEDIA MARCHI	NO- LOGO	MEDIA RETE
22/11/20	1,482	1,504	1,434	1,471	1,209	1,378	1,369	1,463	1,285	1,429
23/11/20	1,483	1,505	1,435	1,471	1,209	1,379	1,368	1,464	1,286	1,430
24/11/20	1,486	1,506	1,435	1,473	1,209	1,378	1,366	1,466	1,286	1,432
25/11/20	1,490	1,509	1,436	1,475	1,209	1,380	1,374	1,469	1,287	1,434
26/11/20	1,493	1,511	1,438	1,475	1,209	1,389	1,380	1,472	1,287	1,436
27/11/20	1,498	1,513	1,441	1,481	1,209	1,391	1,377	1,475	1,289	1,439
28/11/20	1,500	1,515	1,442	1,483	1,209	1,393	1,378	1,477	1,292	1,441
29/11/20	1,501	1,515	1,443	1,484	1,209	1,393	1,377	1,477	1,293	1,442
30/11/20	1,501	1,515	1,443	1,484	1,209	1,394	1,379	1,477	1,293	1,442
MEDIA	1,530	1,559	1,483	1,526	1,271	1,435	1,469	1,514	1,349	1,482

Grafico prezzi gasolio servito media rete di marchio, rete no-logo e rete intera - Euro/litro



SEZIONE 3 – PREZZI ITALIA: EXTRARETE – BENZINA E GASOLIO – €/LITRO

Data	BENZINA				GASOLIO			
	NORD	CENTRO	SUD	MEDIA ITALIA	NORD	CENTRO	SUD	MEDIA ITALIA
01/01/20	1,449	1,452	1,459	1,453	1,380	1,387	1,397	1,388
02/01/20	1,445	1,454	1,455	1,451	1,380	1,391	1,398	1,390
03/01/20	1,439	1,449	1,449	1,446	1,372	1,382	1,390	1,381
04/01/20	1,439	1,449	1,449	1,446	1,372	1,382	1,390	1,381
05/01/20	1,439	1,449	1,449	1,446	1,372	1,382	1,390	1,381
06/01/20	1,439	1,449	1,449	1,446	1,372	1,382	1,390	1,381
07/01/20	1,461	1,460	1,463	1,461	1,390	1,394	1,403	1,395
08/01/20	1,457	1,459	1,463	1,460	1,382	1,386	1,395	1,388
09/01/20	1,455	1,451	1,458	1,455	1,383	1,386	1,390	1,386
10/01/20	1,443	1,440	1,446	1,443	1,376	1,377	1,381	1,378
11/01/20	1,443	1,440	1,446	1,443	1,376	1,377	1,381	1,378
12/01/20	1,443	1,440	1,446	1,443	1,376	1,377	1,381	1,378
13/01/20	1,443	1,440	1,446	1,443	1,376	1,377	1,381	1,378
14/01/20	1,444	1,444	1,448	1,445	1,365	1,367	1,369	1,367
15/01/20	1,435	1,438	1,441	1,438	1,348	1,350	1,352	1,350
16/01/20	1,450	1,449	1,455	1,451	1,348	1,353	1,357	1,353
17/01/20	1,443	1,443	1,448	1,444	1,343	1,347	1,351	1,347
18/01/20	1,443	1,443	1,448	1,444	1,343	1,347	1,351	1,347
19/01/20	1,443	1,443	1,448	1,444	1,343	1,347	1,351	1,347
20/01/20	1,443	1,443	1,448	1,444	1,343	1,347	1,351	1,347
21/01/20	1,442	1,443	1,451	1,445	1,340	1,345	1,358	1,348
22/01/20	1,441	1,446	1,453	1,447	1,349	1,354	1,367	1,357
23/01/20	1,443	1,447	1,454	1,448	1,341	1,345	1,355	1,347
24/01/20	1,432	1,400	1,442	1,425	1,327	1,331	1,341	1,333
25/01/20	1,432	1,400	1,442	1,425	1,327	1,331	1,341	1,333
26/01/20	1,432	1,400	1,442	1,425	1,327	1,331	1,341	1,333
27/01/20	1,432	1,400	1,442	1,425	1,327	1,331	1,341	1,333
28/01/20	1,415	1,418	1,424	1,419	1,314	1,317	1,321	1,317
29/01/20	1,397	1,402	1,409	1,403	1,293	1,296	1,301	1,297

QUOTAZIONI E PREZZI GIORNALIERI – 01.01.2019 – 30.11.2020

Data	BENZINA				GASOLIO			
	NORD	CENTRO	SUD	MEDIA ITALIA	NORD	CENTRO	SUD	MEDIA ITALIA
30/01/20	1,415	1,419	1,424	1,419	1,304	1,312	1,315	1,310
31/01/20	1,419	1,424	1,427	1,423	1,303	1,311	1,314	1,309
01/02/20	1,419	1,424	1,427	1,423	1,303	1,311	1,314	1,309
02/02/20	1,419	1,424	1,427	1,423	1,303	1,311	1,314	1,309
03/02/20	1,419	1,424	1,427	1,423	1,303	1,311	1,314	1,309
04/02/20	1,406	1,409	1,421	1,412	1,280	1,284	1,294	1,286
05/02/20	1,391	1,398	1,411	1,400	1,263	1,266	1,277	1,269
06/02/20	1,398	1,402	1,406	1,402	1,274	1,281	1,284	1,280
07/02/20	1,407	1,413	1,416	1,412	1,289	1,296	1,299	1,295
08/02/20	1,407	1,413	1,416	1,412	1,289	1,296	1,299	1,295
09/02/20	1,407	1,413	1,416	1,412	1,289	1,296	1,299	1,295
10/02/20	1,407	1,413	1,416	1,412	1,289	1,296	1,299	1,295
11/02/20	1,405	1,406	1,415	1,409	1,290	1,294	1,300	1,295
12/02/20	1,396	1,399	1,409	1,401	1,279	1,282	1,289	1,283
13/02/20	1,399	1,405	1,412	1,405	1,283	1,291	1,299	1,291
14/02/20	1,411	1,419	1,423	1,418	1,295	1,304	1,312	1,304
15/02/20	1,411	1,419	1,423	1,418	1,295	1,304	1,312	1,304
16/02/20	1,411	1,419	1,423	1,418	1,295	1,304	1,312	1,304
17/02/20	1,411	1,419	1,423	1,418	1,295	1,304	1,312	1,304
18/02/20	1,415	1,421	1,427	1,421	1,302	1,308	1,313	1,308
19/02/20	1,413	1,423	1,430	1,422	1,299	1,305	1,310	1,305
20/02/20	1,416	1,422	1,429	1,423	1,297	1,303	1,310	1,303
21/02/20	1,431	1,438	1,444	1,438	1,309	1,316	1,322	1,316
22/02/20	1,431	1,438	1,444	1,438	1,309	1,316	1,322	1,316
23/02/20	1,431	1,438	1,444	1,438	1,309	1,316	1,322	1,316
24/02/20	1,431	1,438	1,444	1,438	1,309	1,316	1,322	1,316
25/02/20	1,418	1,421	1,426	1,422	1,296	1,302	1,310	1,303
26/02/20	1,396	1,402	1,408	1,402	1,273	1,279	1,286	1,280
27/02/20	1,399	1,401	1,402	1,401	1,275	1,283	1,283	1,280
28/02/20	1,379	1,382	1,383	1,381	1,257	1,261	1,264	1,261
29/02/20	1,379	1,382	1,383	1,381	1,257	1,261	1,264	1,261
01/03/20	1,379	1,382	1,383	1,381	1,257	1,261	1,264	1,261

QUOTAZIONI E PREZZI GIORNALIERI – 01.01.2019 – 30.11.2020

Data	BENZINA				GASOLIO			
	NORD	CENTRO	SUD	MEDIA ITALIA	NORD	CENTRO	SUD	MEDIA ITALIA
02/03/20	1,379	1,382	1,383	1,381	1,257	1,261	1,264	1,261
03/03/20	1,333	1,338	1,343	1,338	1,227	1,233	1,236	1,232
04/03/20	1,333	1,341	1,346	1,340	1,236	1,241	1,244	1,240
05/03/20	1,344	1,349	1,351	1,348	1,241	1,246	1,249	1,245
06/03/20	1,343	1,350	1,351	1,348	1,242	1,244	1,251	1,246
07/03/20	1,343	1,350	1,351	1,348	1,242	1,244	1,251	1,246
08/03/20	1,343	1,350	1,351	1,348	1,242	1,244	1,251	1,246
09/03/20	1,343	1,350	1,351	1,348	1,242	1,244	1,251	1,246
10/03/20	1,298	1,301	1,306	1,302	1,186	1,193	1,195	1,192
11/03/20	1,238	1,244	1,250	1,244	1,132	1,138	1,141	1,137
12/03/20	1,245	1,249	1,253	1,249	1,143	1,153	1,153	1,150
13/03/20	1,239	1,246	1,249	1,245	1,149	1,160	1,159	1,156
14/03/20	1,239	1,246	1,249	1,245	1,149	1,160	1,159	1,156
15/03/20	1,239	1,246	1,249	1,245	1,149	1,160	1,159	1,156
16/03/20	1,239	1,246	1,249	1,245	1,149	1,160	1,159	1,156
17/03/20	1,183	1,192	1,193	1,190	1,126	1,135	1,140	1,134
18/03/20	1,139	1,152	1,154	1,148	1,094	1,102	1,108	1,101
19/03/20	1,144	1,151	1,155	1,150	1,091	1,099	1,108	1,099
20/03/20	1,121	1,131	1,135	1,129	1,064	1,072	1,081	1,073
21/03/20	1,121	1,131	1,135	1,129	1,064	1,072	1,081	1,073
22/03/20	1,121	1,131	1,135	1,129	1,064	1,072	1,081	1,073
23/03/20	1,121	1,131	1,135	1,129	1,064	1,072	1,081	1,073
24/03/20	1,138	1,146	1,147	1,143	1,090	1,099	1,103	1,097
25/03/20	1,094	1,107	1,108	1,103	1,077	1,085	1,089	1,084
26/03/20	1,113	1,124	1,124	1,120	1,091	1,105	1,110	1,102
27/03/20	1,118	1,130	1,131	1,126	1,096	1,109	1,115	1,107
28/03/20	1,118	1,130	1,131	1,126	1,096	1,109	1,115	1,107
29/03/20	1,118	1,130	1,131	1,126	1,096	1,109	1,115	1,107
30/03/20	1,118	1,130	1,131	1,126	1,096	1,109	1,115	1,107
31/03/20	1,116	1,127	1,127	1,123	1,089	1,102	1,102	1,097
01/04/20	1,098	1,111	1,114	1,108	1,072	1,086	1,089	1,083
02/04/20	1,111	1,120	1,121	1,118	1,081	1,092	1,099	1,090

QUOTAZIONI E PREZZI GIORNALIERI – 01.01.2019 – 30.11.2020

Data	BENZINA				GASOLIO			
	NORD	CENTRO	SUD	MEDIA ITALIA	NORD	CENTRO	SUD	MEDIA ITALIA
03/04/20	1,091	1,101	1,102	1,098	1,061	1,072	1,079	1,071
04/04/20	1,091	1,101	1,102	1,098	1,061	1,072	1,079	1,071
05/04/20	1,091	1,101	1,102	1,098	1,061	1,072	1,079	1,071
06/04/20	1,091	1,101	1,102	1,098	1,061	1,072	1,079	1,071
07/04/20	1,139	1,148	1,149	1,145	1,097	1,105	1,111	1,104
08/04/20	1,131	1,140	1,140	1,137	1,094	1,103	1,108	1,102
09/04/20	1,125	1,138	1,141	1,134	1,089	1,100	1,108	1,099
10/04/20	1,110	1,125	1,129	1,121	1,077	1,087	1,095	1,086
11/04/20	1,110	1,125	1,129	1,121	1,077	1,087	1,095	1,086
12/04/20	1,110	1,125	1,129	1,121	1,077	1,087	1,095	1,086
13/04/20	1,110	1,125	1,129	1,121	1,077	1,087	1,095	1,086
14/04/20	1,112	1,124	1,127	1,121	1,071	1,082	1,086	1,079
15/04/20	1,111	1,122	1,127	1,120	1,068	1,080	1,083	1,077
16/04/20	1,118	1,125	1,133	1,125	1,049	1,059	1,061	1,056
17/04/20	1,118	1,127	1,135	1,127	1,035	1,046	1,048	1,043
18/04/20	1,118	1,127	1,135	1,127	1,035	1,046	1,048	1,043
19/04/20	1,118	1,127	1,135	1,127	1,035	1,046	1,048	1,043
20/04/20	1,118	1,127	1,135	1,127	1,035	1,046	1,048	1,043
21/04/20	1,122	1,130	1,138	1,130	1,057	1,062	1,072	1,063
22/04/20	1,112	1,120	1,129	1,120	1,037	1,042	1,052	1,044
23/04/20	1,076	1,085	1,086	1,082	0,996	1,003	1,012	1,004
24/04/20	1,098	1,110	1,111	1,106	0,991	0,999	1,008	0,999
25/04/20	1,098	1,110	1,111	1,106	0,991	0,999	1,008	0,999
26/04/20	1,098	1,110	1,111	1,106	0,991	0,999	1,008	0,999
27/04/20	1,098	1,110	1,111	1,106	0,991	0,999	1,008	0,999
28/04/20	1,101	1,113	1,114	1,109	0,989	1,000	1,001	0,997
29/04/20	1,099	1,111	1,111	1,107	0,983	0,994	0,994	0,990
30/04/20	1,093	1,104	1,109	1,102	0,986	0,997	1,002	0,995
01/05/20	1,093	1,104	1,109	1,102	0,986	0,997	1,002	0,995
02/05/20	1,093	1,104	1,109	1,102	0,986	0,997	1,002	0,995
03/05/20	1,093	1,104	1,109	1,102	0,986	0,997	1,002	0,995
04/05/20	1,093	1,104	1,109	1,102	0,986	0,997	1,002	0,995

QUOTAZIONI E PREZZI GIORNALIERI – 01.01.2019 – 30.11.2020

Data	BENZINA				GASOLIO			
	NORD	CENTRO	SUD	MEDIA ITALIA	NORD	CENTRO	SUD	MEDIA ITALIA
05/05/20	1,125	1,134	1,141	1,133	1,014	1,020	1,029	1,021
06/05/20	1,129	1,138	1,144	1,137	1,013	1,021	1,030	1,022
07/05/20	1,155	1,163	1,172	1,163	1,049	1,055	1,063	1,056
08/05/20	1,146	1,157	1,167	1,157	1,038	1,044	1,052	1,045
09/05/20	1,146	1,157	1,167	1,157	1,038	1,044	1,052	1,045
10/05/20	1,146	1,157	1,167	1,157	1,038	1,044	1,052	1,045
11/05/20	1,146	1,157	1,167	1,157	1,038	1,044	1,052	1,045
12/05/20	1,167	1,179	1,182	1,176	1,050	1,056	1,064	1,057
13/05/20	1,163	1,174	1,178	1,172	1,052	1,058	1,065	1,058
14/05/20	1,151	1,159	1,163	1,158	1,040	1,049	1,052	1,047
15/05/20	1,141	1,152	1,155	1,149	1,038	1,047	1,050	1,045
16/05/20	1,141	1,152	1,155	1,149	1,038	1,047	1,050	1,045
17/05/20	1,141	1,152	1,155	1,149	1,038	1,047	1,050	1,045
18/05/20	1,141	1,152	1,155	1,149	1,038	1,047	1,050	1,045
19/05/20	1,178	1,190	1,193	1,187	1,070	1,080	1,089	1,080
20/05/20	1,207	1,219	1,222	1,216	1,101	1,111	1,121	1,111
21/05/20	1,199	1,207	1,212	1,206	1,083	1,092	1,103	1,093
22/05/20	1,208	1,216	1,222	1,216	1,092	1,100	1,112	1,101
23/05/20	1,208	1,216	1,222	1,216	1,092	1,100	1,112	1,101
24/05/20	1,208	1,216	1,222	1,216	1,092	1,100	1,112	1,101
25/05/20	1,208	1,216	1,222	1,216	1,092	1,100	1,112	1,101
26/05/20	1,202	1,211	1,216	1,210	1,081	1,088	1,098	1,089
27/05/20	1,202	1,211	1,216	1,210	1,080	1,088	1,098	1,089
28/05/20	1,209	1,218	1,223	1,217	1,090	1,100	1,108	1,099
29/05/20	1,194	1,202	1,208	1,201	1,080	1,090	1,098	1,089
30/05/20	1,194	1,202	1,208	1,201	1,080	1,090	1,098	1,089
31/05/20	1,194	1,202	1,208	1,201	1,080	1,090	1,098	1,089
01/06/20	1,194	1,202	1,208	1,201	1,080	1,090	1,098	1,089
02/06/20	1,195	1,204	1,210	1,203	1,082	1,091	1,099	1,091
03/06/20	1,207	1,216	1,222	1,215	1,100	1,110	1,118	1,109
04/06/20	1,214	1,221	1,229	1,221	1,105	1,114	1,119	1,113
05/06/20	1,219	1,226	1,236	1,227	1,098	1,107	1,111	1,106

QUOTAZIONI E PREZZI GIORNALIERI – 01.01.2019 – 30.11.2020

Data	BENZINA				GASOLIO			
	NORD	CENTRO	SUD	MEDIA ITALIA	NORD	CENTRO	SUD	MEDIA ITALIA
06/06/20	1,219	1,226	1,236	1,227	1,098	1,107	1,111	1,106
07/06/20	1,219	1,226	1,236	1,227	1,098	1,107	1,111	1,106
08/06/20	1,219	1,226	1,236	1,227	1,098	1,107	1,111	1,106
09/06/20	1,240	1,247	1,257	1,248	1,120	1,128	1,133	1,127
10/06/20	1,241	1,249	1,258	1,249	1,121	1,129	1,134	1,128
11/06/20	1,240	1,247	1,258	1,248	1,118	1,129	1,133	1,127
12/06/20	1,244	1,252	1,263	1,253	1,121	1,131	1,136	1,130
13/06/20	1,244	1,252	1,263	1,253	1,121	1,131	1,136	1,130
14/06/20	1,244	1,252	1,263	1,253	1,121	1,131	1,136	1,130
15/06/20	1,244	1,252	1,263	1,253	1,121	1,131	1,136	1,130
16/06/20	1,225	1,235	1,243	1,235	1,108	1,118	1,126	1,117
17/06/20	1,232	1,242	1,250	1,241	1,111	1,122	1,130	1,121
18/06/20	1,244	1,254	1,261	1,253	1,126	1,135	1,142	1,134
19/06/20	1,253	1,263	1,272	1,263	1,133	1,142	1,149	1,141
20/06/20	1,253	1,263	1,272	1,263	1,133	1,142	1,149	1,141
21/06/20	1,253	1,263	1,272	1,263	1,133	1,142	1,149	1,141
22/06/20	1,253	1,263	1,272	1,263	1,133	1,142	1,149	1,141
23/06/20	1,269	1,276	1,285	1,276	1,148	1,155	1,163	1,155
24/06/20	1,273	1,279	1,288	1,280	1,148	1,155	1,163	1,156
25/06/20	1,280	1,287	1,297	1,288	1,146	1,155	1,164	1,155
26/06/20	1,252	1,260	1,271	1,261	1,127	1,137	1,146	1,137
27/06/20	1,252	1,260	1,271	1,261	1,127	1,137	1,146	1,137
28/06/20	1,252	1,260	1,271	1,261	1,127	1,137	1,146	1,137
29/06/20	1,252	1,260	1,271	1,261	1,127	1,137	1,146	1,137
30/06/20	1,241	1,252	1,258	1,251	1,126	1,138	1,146	1,137
01/07/20	1,247	1,257	1,264	1,256	1,135	1,147	1,155	1,146
02/07/20	1,256	1,266	1,276	1,266	1,141	1,152	1,156	1,150
03/07/20	1,260	1,270	1,281	1,270	1,147	1,158	1,162	1,156
04/07/20	1,260	1,270	1,281	1,270	1,147	1,158	1,162	1,156
05/07/20	1,260	1,270	1,281	1,270	1,147	1,158	1,162	1,156
06/07/20	1,260	1,270	1,281	1,270	1,147	1,158	1,162	1,156
07/07/20	1,272	1,277	1,285	1,278	1,154	1,163	1,168	1,162

QUOTAZIONI E PREZZI GIORNALIERI – 01.01.2019 – 30.11.2020

Data	BENZINA				GASOLIO			
	NORD	CENTRO	SUD	MEDIA ITALIA	NORD	CENTRO	SUD	MEDIA ITALIA
08/07/20	1,269	1,273	1,281	1,274	1,159	1,168	1,173	1,167
09/07/20	1,270	1,277	1,286	1,278	1,158	1,166	1,172	1,165
10/07/20	1,272	1,280	1,290	1,281	1,155	1,164	1,169	1,163
11/07/20	1,272	1,280	1,290	1,281	1,155	1,164	1,169	1,163
12/07/20	1,272	1,280	1,290	1,281	1,155	1,164	1,169	1,163
13/07/20	1,272	1,280	1,290	1,281	1,155	1,164	1,169	1,163
14/07/20	1,271	1,275	1,287	1,278	1,152	1,164	1,171	1,162
15/07/20	1,270	1,274	1,286	1,277	1,149	1,161	1,168	1,160
16/07/20	1,261	1,268	1,278	1,269	1,147	1,157	1,166	1,157
17/07/20	1,266	1,272	1,283	1,274	1,149	1,160	1,168	1,159
18/07/20	1,266	1,272	1,283	1,274	1,149	1,160	1,168	1,159
19/07/20	1,266	1,272	1,283	1,274	1,149	1,160	1,168	1,159
20/07/20	1,266	1,272	1,283	1,274	1,149	1,160	1,168	1,159
21/07/20	1,258	1,263	1,272	1,265	1,146	1,157	1,163	1,156
22/07/20	1,255	1,260	1,269	1,261	1,149	1,160	1,166	1,158
23/07/20	1,272	1,278	1,286	1,279	1,163	1,171	1,178	1,171
24/07/20	1,265	1,271	1,279	1,272	1,152	1,161	1,168	1,160
25/07/20	1,265	1,271	1,279	1,272	1,152	1,161	1,168	1,160
26/07/20	1,265	1,271	1,279	1,272	1,152	1,161	1,168	1,160
27/07/20	1,265	1,271	1,279	1,272	1,152	1,161	1,168	1,160
28/07/20	1,261	1,266	1,276	1,268	1,147	1,156	1,168	1,157
29/07/20	1,252	1,258	1,267	1,259	1,139	1,148	1,160	1,149
30/07/20	1,257	1,263	1,271	1,264	1,142	1,155	1,157	1,151
31/07/20	1,254	1,260	1,269	1,261	1,147	1,160	1,162	1,156
01/08/20	1,254	1,260	1,269	1,261	1,147	1,160	1,162	1,156
02/08/20	1,254	1,260	1,269	1,261	1,147	1,160	1,162	1,156
03/08/20	1,254	1,260	1,269	1,261	1,147	1,160	1,162	1,156
04/08/20	1,233	1,238	1,251	1,241	1,133	1,142	1,151	1,142
05/08/20	1,247	1,252	1,266	1,255	1,140	1,149	1,158	1,149
06/08/20	1,247	1,252	1,263	1,254	1,139	1,149	1,157	1,148
07/08/20	1,258	1,263	1,275	1,265	1,150	1,160	1,168	1,159
08/08/20	1,258	1,263	1,275	1,265	1,147	1,160	1,162	1,159

QUOTAZIONI E PREZZI GIORNALIERI – 01.01.2019 – 30.11.2020

Data	BENZINA				GASOLIO			
	NORD	CENTRO	SUD	MEDIA ITALIA	NORD	CENTRO	SUD	MEDIA ITALIA
09/08/20	1,258	1,263	1,275	1,265	1,150	1,160	1,168	1,159
10/08/20	1,258	1,263	1,275	1,265	1,150	1,160	1,168	1,159
11/08/20	1,255	1,262	1,272	1,263	1,144	1,154	1,162	1,153
12/08/20	1,265	1,272	1,282	1,273	1,146	1,155	1,163	1,155
13/08/20	1,264	1,271	1,281	1,272	1,143	1,151	1,160	1,151
14/08/20	1,265	1,278	1,286	1,276	1,140	1,152	1,164	1,152
15/08/20	1,265	1,278	1,286	1,276	1,140	1,152	1,164	1,152
16/08/20	1,265	1,278	1,286	1,276	1,140	1,152	1,164	1,152
17/08/20	1,265	1,278	1,286	1,276	1,140	1,152	1,164	1,152
18/08/20	1,270	1,283	1,289	1,281	1,140	1,150	1,163	1,151
19/08/20	1,269	1,282	1,288	1,279	1,140	1,150	1,163	1,151
20/08/20	1,268	1,280	1,286	1,278	1,144	1,154	1,166	1,155
21/08/20	1,265	1,277	1,282	1,275	1,137	1,146	1,156	1,146
22/08/20	1,265	1,277	1,282	1,275	1,137	1,146	1,156	1,146
23/08/20	1,265	1,277	1,282	1,275	1,137	1,146	1,156	1,146
24/08/20	1,265	1,277	1,282	1,275	1,137	1,146	1,156	1,146
25/08/20	1,261	1,274	1,279	1,272	1,125	1,134	1,144	1,134
26/08/20	1,274	1,287	1,293	1,285	1,133	1,142	1,152	1,143
27/08/20	1,280	1,288	1,296	1,288	1,138	1,146	1,157	1,147
28/08/20	1,276	1,284	1,294	1,284	1,133	1,141	1,151	1,142
29/08/20	1,276	1,284	1,294	1,284	1,133	1,141	1,151	1,142
30/08/20	1,276	1,284	1,294	1,284	1,133	1,141	1,151	1,142
31/08/20	1,276	1,284	1,294	1,284	1,133	1,141	1,151	1,142
01/09/20	1,271	1,275	1,284	1,277	1,126	1,137	1,139	1,134
02/09/20	1,271	1,275	1,283	1,276	1,125	1,136	1,139	1,134
03/09/20	1,268	1,273	1,282	1,274	1,125	1,133	1,141	1,133
04/09/20	1,266	1,272	1,282	1,273	1,120	1,129	1,136	1,129
05/09/20	1,266	1,272	1,282	1,273	1,120	1,129	1,136	1,129
06/09/20	1,266	1,272	1,282	1,273	1,120	1,129	1,136	1,129
07/09/20	1,266	1,272	1,282	1,273	1,120	1,129	1,136	1,129
08/09/20	1,258	1,263	1,271	1,264	1,105	1,113	1,119	1,112
09/09/20	1,258	1,263	1,271	1,264	1,100	1,108	1,114	1,107

QUOTAZIONI E PREZZI GIORNALIERI – 01.01.2019 – 30.11.2020

Data	BENZINA				GASOLIO			
	NORD	CENTRO	SUD	MEDIA ITALIA	NORD	CENTRO	SUD	MEDIA ITALIA
10/09/20	1,246	1,251	1,258	1,252	1,084	1,096	1,100	1,093
11/09/20	1,254	1,258	1,266	1,259	1,090	1,102	1,106	1,099
12/09/20	1,254	1,258	1,266	1,259	1,090	1,102	1,106	1,099
13/09/20	1,254	1,258	1,266	1,259	1,090	1,102	1,106	1,099
14/09/20	1,254	1,258	1,266	1,259	1,090	1,102	1,106	1,099
15/09/20	1,249	1,254	1,260	1,254	1,089	1,099	1,105	1,098
16/09/20	1,247	1,253	1,258	1,253	1,086	1,096	1,102	1,095
17/09/20	1,250	1,256	1,266	1,257	1,088	1,097	1,102	1,096
18/09/20	1,306	1,271	1,282	1,286	1,096	1,107	1,111	1,105
19/09/20	1,306	1,271	1,282	1,286	1,096	1,107	1,111	1,105
20/09/20	1,306	1,271	1,282	1,286	1,096	1,107	1,111	1,105
21/09/20	1,306	1,271	1,282	1,286	1,096	1,107	1,111	1,105
22/09/20	1,271	1,273	1,280	1,275	1,106	1,113	1,118	1,112
23/09/20	1,253	1,255	1,262	1,257	1,092	1,099	1,103	1,098
24/09/20	1,255	1,259	1,270	1,261	1,088	1,103	1,111	1,100
25/09/20	1,259	1,263	1,276	1,266	1,097	1,107	1,114	1,106
26/09/20	1,259	1,263	1,276	1,266	1,097	1,107	1,114	1,106
27/09/20	1,259	1,263	1,276	1,266	1,097	1,107	1,114	1,106
28/09/20	1,259	1,263	1,276	1,266	1,097	1,107	1,114	1,106
29/09/20	1,265	1,269	1,280	1,271	1,100	1,110	1,117	1,109
30/09/20	1,270	1,274	1,284	1,276	1,105	1,113	1,121	1,113
01/10/20	1,261	1,271	1,276	1,269	1,104	1,114	1,123	1,114
02/10/20	1,260	1,269	1,276	1,268	1,108	1,118	1,127	1,117
03/10/20	1,260	1,269	1,276	1,268	1,108	1,118	1,127	1,117
04/10/20	1,260	1,269	1,276	1,268	1,108	1,118	1,127	1,117
05/10/20	1,260	1,269	1,276	1,268	1,108	1,118	1,127	1,117
06/10/20	1,251	1,258	1,266	1,258	1,097	1,107	1,115	1,107
07/10/20	1,265	1,272	1,282	1,273	1,108	1,118	1,126	1,118
08/10/20	1,265	1,271	1,277	1,271	1,119	1,129	1,134	1,127
09/10/20	1,260	1,266	1,273	1,267	1,111	1,121	1,127	1,120
10/10/20	1,260	1,266	1,273	1,267	1,111	1,121	1,127	1,120
11/10/20	1,260	1,266	1,273	1,267	1,111	1,121	1,127	1,120

QUOTAZIONI E PREZZI GIORNALIERI – 01.01.2019 – 30.11.2020

Data	BENZINA				GASOLIO			
	NORD	CENTRO	SUD	MEDIA ITALIA	NORD	CENTRO	SUD	MEDIA ITALIA
12/10/20	1,260	1,266	1,273	1,267	1,111	1,121	1,127	1,120
13/10/20	1,264	1,269	1,275	1,269	1,124	1,133	1,138	1,132
14/10/20	1,255	1,260	1,265	1,260	1,114	1,122	1,127	1,121
15/10/20	1,259	1,265	1,272	1,265	1,116	1,127	1,133	1,125
16/10/20	1,263	1,268	1,278	1,270	1,119	1,130	1,137	1,129
17/10/20	1,263	1,268	1,278	1,270	1,119	1,130	1,137	1,129
18/10/20	1,263	1,268	1,278	1,270	1,119	1,130	1,137	1,129
19/10/20	1,263	1,268	1,278	1,270	1,119	1,130	1,137	1,129
20/10/20	1,255	1,262	1,267	1,261	1,120	1,129	1,134	1,128
21/10/20	1,255	1,261	1,266	1,261	1,116	1,127	1,131	1,125
22/10/20	1,252	1,257	1,261	1,257	1,111	1,121	1,128	1,120
23/10/20	1,243	1,249	1,254	1,249	1,104	1,114	1,120	1,113
24/10/20	1,243	1,249	1,254	1,249	1,104	1,114	1,120	1,113
25/10/20	1,243	1,249	1,254	1,249	1,104	1,114	1,120	1,113
26/10/20	1,243	1,249	1,254	1,249	1,104	1,114	1,120	1,113
27/10/20	1,246	1,252	1,257	1,252	1,110	1,120	1,127	1,119
28/10/20	1,235	1,241	1,244	1,240	1,099	1,108	1,116	1,107
29/10/20	1,242	1,248	1,251	1,247	1,107	1,118	1,121	1,115
30/10/20	1,229	1,235	1,240	1,234	1,097	1,108	1,111	1,105
31/10/20	1,229	1,235	1,240	1,234	1,097	1,108	1,111	1,105
01/11/20	1,229	1,235	1,240	1,234	1,097	1,108	1,111	1,105
02/11/20	1,229	1,235	1,240	1,234	1,097	1,108	1,111	1,105
03/11/20	1,224	1,224	1,288	1,245	1,090	1,099	1,103	1,098
04/11/20	1,229	1,230	1,238	1,232	1,093	1,103	1,107	1,101
05/11/20	1,235	1,240	1,247	1,241	1,102	1,113	1,117	1,111
06/11/20	1,243	1,247	1,256	1,248	1,113	1,122	1,127	1,121
07/11/20	1,243	1,247	1,256	1,248	1,113	1,122	1,127	1,121
08/11/20	1,243	1,247	1,256	1,248	1,113	1,122	1,127	1,121
09/11/20	1,243	1,247	1,256	1,248	1,113	1,122	1,127	1,121
10/11/20	1,236	1,240	1,248	1,241	1,104	1,111	1,118	1,111
11/11/20	1,257	1,261	1,269	1,262	1,123	1,130	1,136	1,130
12/11/20	1,259	1,262	1,271	1,264	1,127	1,134	1,139	1,134

QUOTAZIONI E PREZZI GIORNALIERI – 01.01.2019 – 30.11.2020

Data	BENZINA				GASOLIO			
	NORD	CENTRO	SUD	MEDIA ITALIA	NORD	CENTRO	SUD	MEDIA ITALIA
13/11/20	1,267	1,270	1,279	1,272	1,136	1,144	1,149	1,143
14/11/20	1,267	1,270	1,279	1,272	1,136	1,144	1,149	1,143
15/11/20	1,267	1,270	1,279	1,272	1,136	1,144	1,149	1,143
16/11/20	1,267	1,270	1,279	1,272	1,136	1,144	1,149	1,143
17/11/20	1,249	1,253	1,260	1,254	1,121	1,130	1,139	1,130
18/11/20	1,254	1,259	1,266	1,260	1,128	1,136	1,146	1,137
19/11/20	1,246	1,255	1,260	1,254	1,125	1,133	1,143	1,134
20/11/20	1,252	1,261	1,268	1,260	1,135	1,143	1,153	1,144
21/11/20	1,252	1,261	1,268	1,260	1,135	1,143	1,153	1,144
22/11/20	1,252	1,261	1,268	1,260	1,135	1,143	1,153	1,144
23/11/20	1,252	1,261	1,268	1,260	1,135	1,143	1,153	1,144
24/11/20	1,251	1,254	1,263	1,256	1,131	1,139	1,148	1,139
25/11/20	1,258	1,261	1,270	1,263	1,139	1,147	1,157	1,148
26/11/20	1,274	1,275	1,286	1,278	1,157	1,166	1,175	1,166
27/11/20	1,272	1,274	1,286	1,277	1,157	1,166	1,175	1,166
28/11/20	1,272	1,274	1,286	1,277	1,157	1,166	1,175	1,166
29/11/20	1,272	1,274	1,286	1,277	1,157	1,166	1,175	1,166
30/11/20	1,272	1,274	1,286	1,277	1,157	1,166	1,175	1,166
MEDIA	1,260	1,267	1,274	1,267	1,148	1,157	1,163	1,156

Grafico prezzi benzina extrarete per aree - Euro/litro

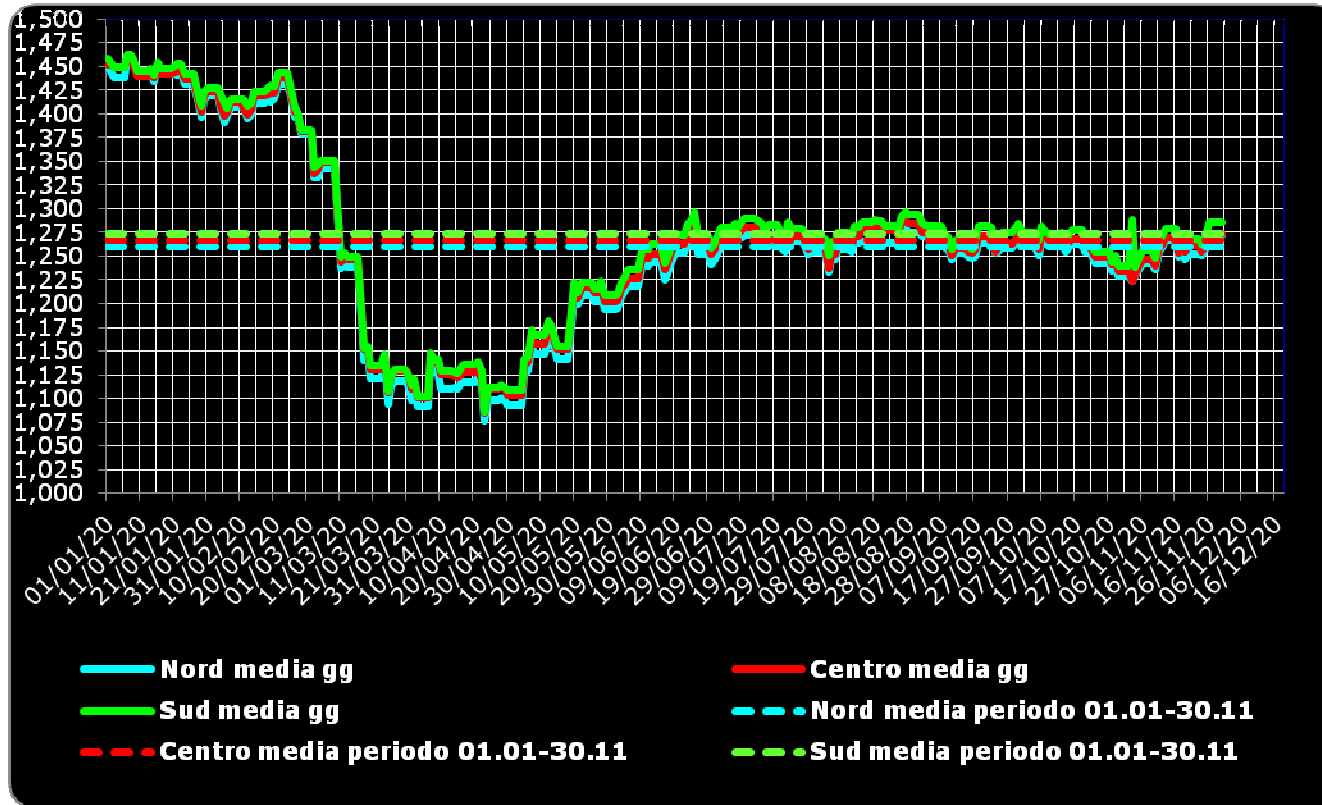
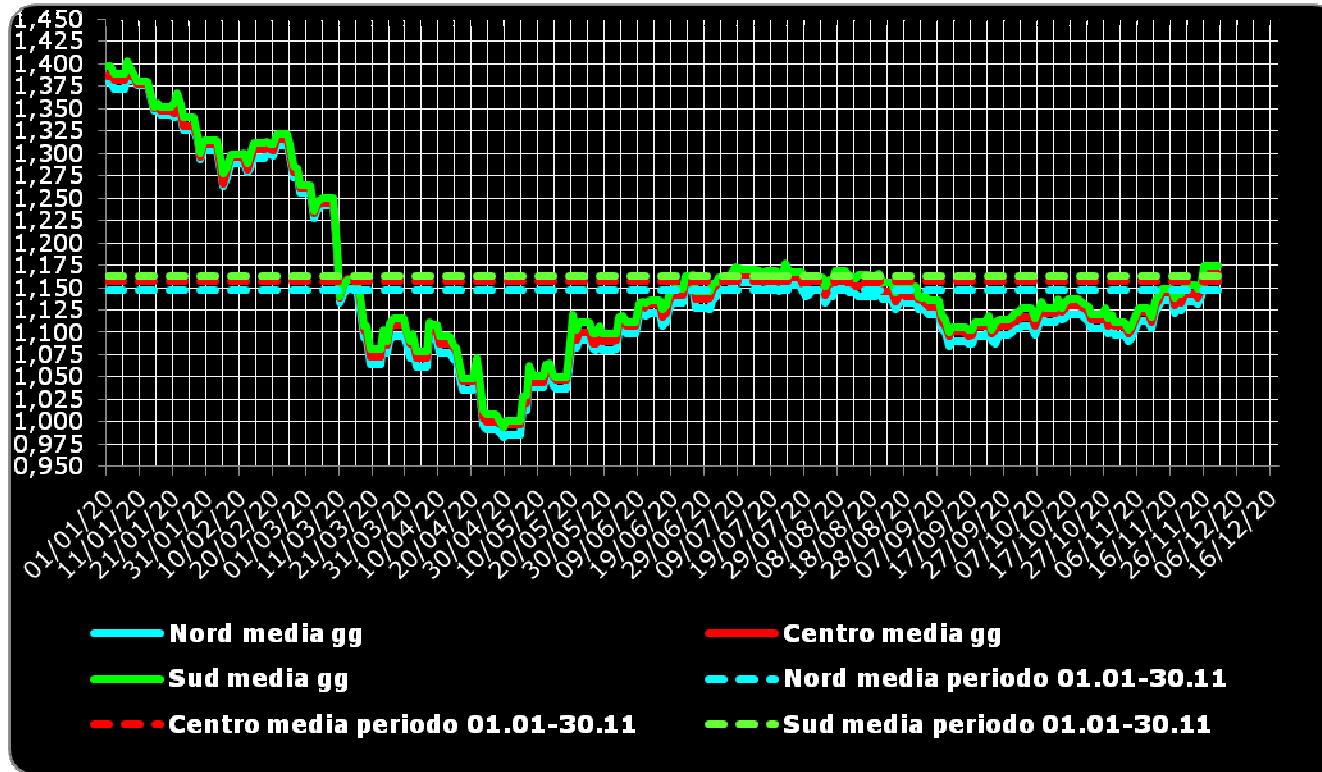


Grafico prezzi gasolio extrarete per aree - Euro/litro



FONTI:

U.S. Energy Information Administration
European Central Bank
Staffetta Quotidiana
Quotidiano Energia
Ministero dello sviluppo economico, DGRME

ELABORAZIONI:

FIGISC/ANISA Confcommercio

