

FIGISC ANISA NEWSLETTER PREZZI

**N. 022/NP – 4 FEBBRAIO 2021
FONDAMENTALI INTERNAZIONALI E
PREZZI ITALIA – GIORNALIERI GENNAIO 2021
01.01.2021-31.01.2021 – BENZINA E GASOLIO
SEZIONI 1 – 2 – 3**

a cura della Segreteria Nazionale

FIGISC/ANISA CONFCOMMERCIO

00153 ROMA

Presidente Nazionale FIGISC:

Presidente Nazionale ANISA:

Segreteria Nazionale:

Segreteria Nazionale FIGISC/ANISA: Telefono: 06 5866351 - Fax 06 58331724

e-mail: figisc@confcommercio.it anisa@confcommercio.it

sito internet: www.figisc.it

Piazza G.G. Belli 2

BRUNO BEARZI

MASSIMO TERZI

PAOLO UNITI



**SEZIONE 1 - FONDAMENTALI DI MERCATO INTERNAZIONALI
GREGGIO BRENT IN DOLLARI ED EURO BARILE – CAMBIO EURO/DOLLARO –
PRODOTTI FINITI CIF MEDITERRANEO DOLLARI TONNELLATA ED EURO
LITRO**

Data	Brent spot dollari barile	Cambio euro/dollaro	Brent spot euro barile	Benzina Cif Med dollari tonnellata	Benzina CIF Med euro litro	Gasolio CIF Med dollari tonnellata	Gasolio CIF Med euro litro
01/01/2021	51,22	1,2271	41,74	460,00	0,28303	429,25	0,29559
02/01/2021	51,22	1,2271	41,74	460,00	0,28303	429,25	0,29559
03/01/2021	51,22	1,2271	41,74	460,00	0,28303	429,25	0,29559
04/01/2021	50,37	1,2296	40,96	458,50	0,28153	427,25	0,29361
05/01/2021	53,16	1,2271	43,32	472,00	0,29041	439,25	0,30247
06/01/2021	53,80	1,2338	43,61	485,75	0,29725	443,25	0,30357
07/01/2021	53,70	1,2276	43,74	487,75	0,29998	444,75	0,30614
08/01/2021	55,51	1,2250	45,31	502,75	0,30986	452,50	0,31213
09/01/2021	55,51	1,2250	45,31	502,75	0,30986	452,50	0,31213
10/01/2021	55,51	1,2250	45,31	502,75	0,30986	452,50	0,31213
11/01/2021	54,84	1,2163	45,09	502,25	0,31176	453,50	0,31506
12/01/2021	55,98	1,2161	46,03	515,75	0,32020	464,50	0,32276
13/01/2021	55,52	1,2166	45,64	512,75	0,31820	464,50	0,32262
14/01/2021	55,76	1,2124	45,99	508,75	0,31681	463,25	0,32287
15/01/2021	54,80	1,2123	45,20	505,00	0,31451	455,50	0,31749
16/01/2021	54,80	1,2123	45,20	505,00	0,31451	455,50	0,31749
17/01/2021	54,80	1,2123	45,20	505,00	0,31451	455,50	0,31749
18/01/2021	54,21	1,2064	44,94	505,25	0,31620	457,50	0,32045
19/01/2021	55,38	1,2132	45,65	512,25	0,31878	462,00	0,32179
20/01/2021	55,66	1,2101	46,00	517,25	0,32272	462,00	0,32261
21/01/2021	55,68	1,2158	45,80	515,25	0,31997	457,00	0,31762
22/01/2021	55,22	1,2158	45,42	511,50	0,31764	452,75	0,31467
23/01/2021	55,22	1,2158	45,42	511,50	0,31764	452,75	0,31467
24/01/2021	55,22	1,2158	45,42	511,50	0,31764	452,75	0,31467

QUOTAZIONI E PREZZI GIORNALIERI – 01.01.2021 – 31.01.2021

Data	Brent spot dollari barile	Cambio euro/dollaro	Brent spot euro barile	Benzina Cif Med dollari tonnellata	Benzina CIF Med euro litro	Gasolio CIF Med dollari tonnellata	Gasolio CIF Med euro litro
25/01/2021	55,44	1,2152	45,62	511,00	0,31748	454,50	0,31604
26/01/2021	55,26	1,2143	45,51	513,25	0,31912	457,50	0,31836
27/01/2021	55,07	1,2114	45,46	513,25	0,31988	462,50	0,32261
28/01/2021	54,87	1,2091	45,38	506,50	0,31627	456,00	0,31868
29/01/2021	55,25	1,2136	45,53	511,00	0,31790	454,50	0,31646
30/01/2021	55,25	1,2136	45,53	511,00	0,31790	454,50	0,31646
31/01/2021	55,25	1,2136	45,53	511,00	0,31790	454,50	0,31646
MEDIA PERIODO	54,54	1,2179	44,79	500,27	0,31017	451,70	0,31343



Grafico del cambio dollaro-euro



Grafico della quotazione greggio Brent al barile

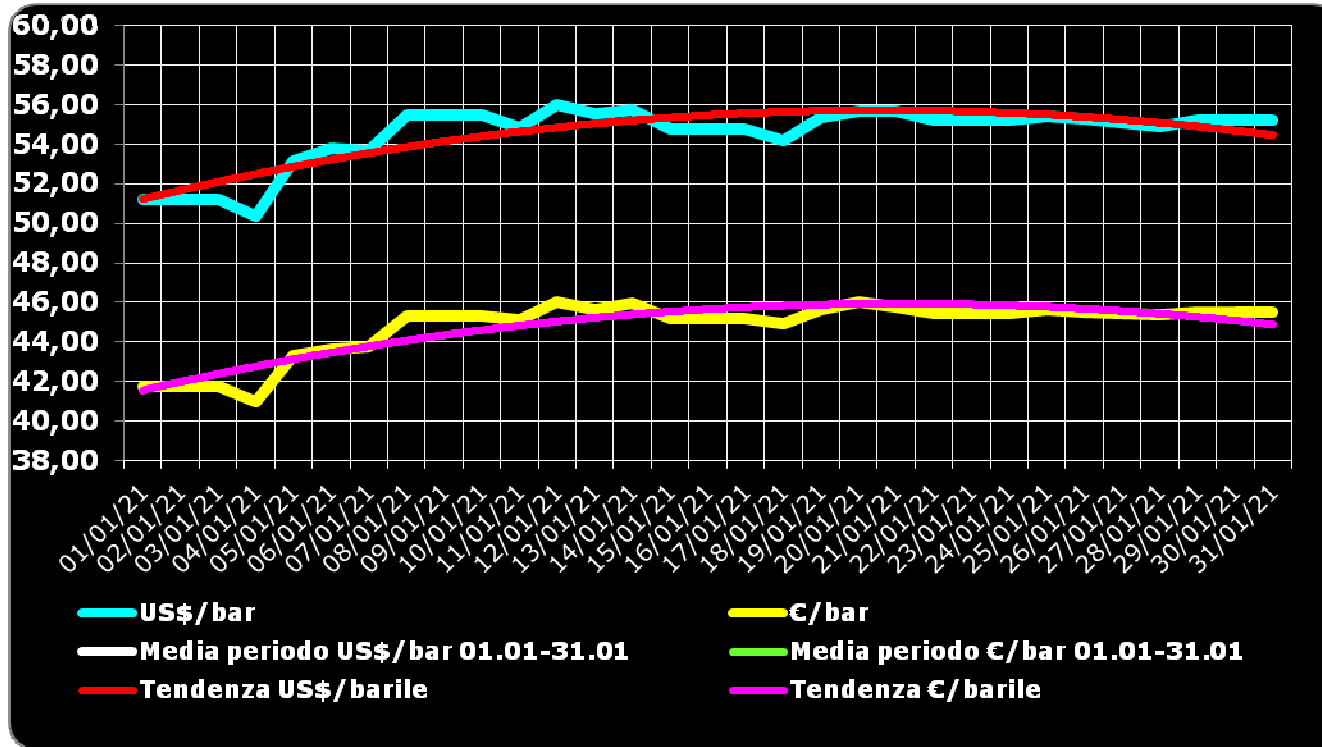
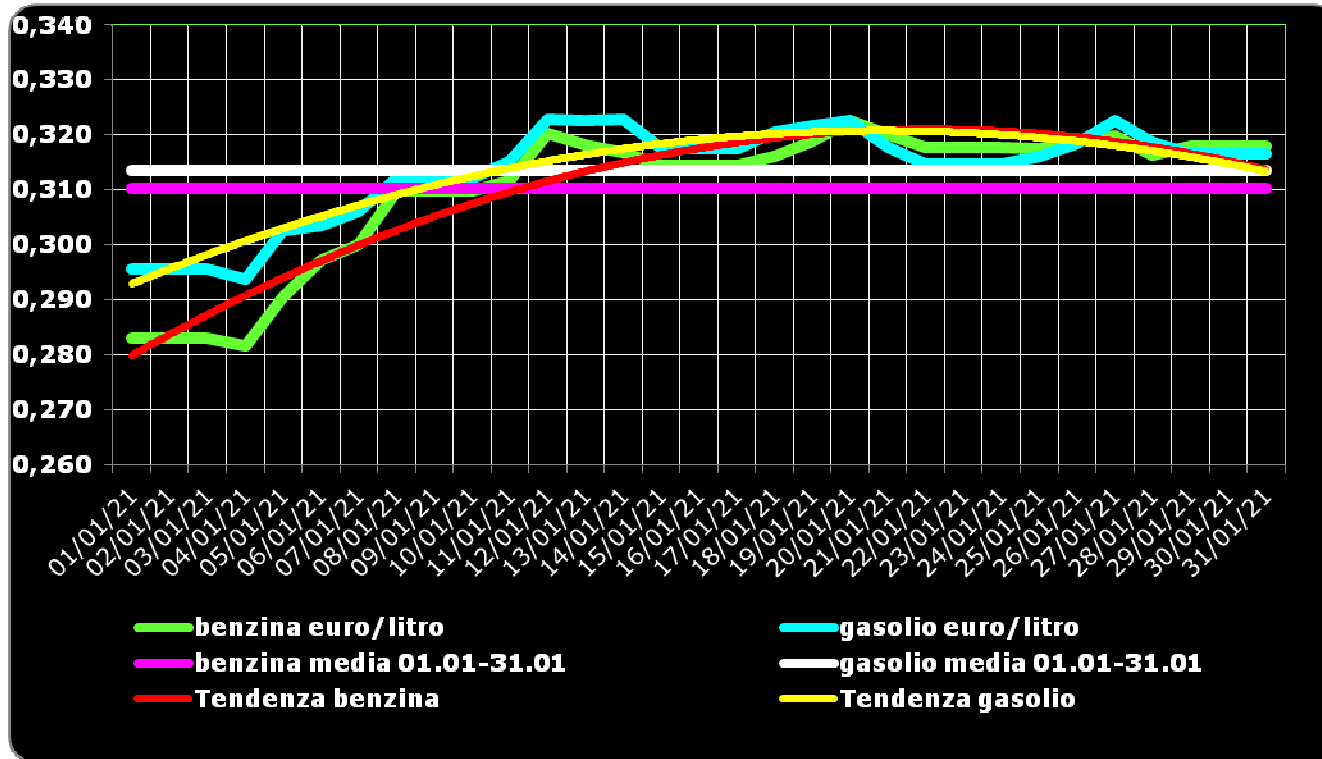


Grafico quotazioni Med cif benzina e gasolio – Euro/litro



SEZIONE 2.1 – PREZZI ITALIA: RETE DI MARCHIO SELF – MEDIA RETE DI MARCHIO, RETE NO-LOGO E RETE GENERALE – BENZINA – EURO/LITRO

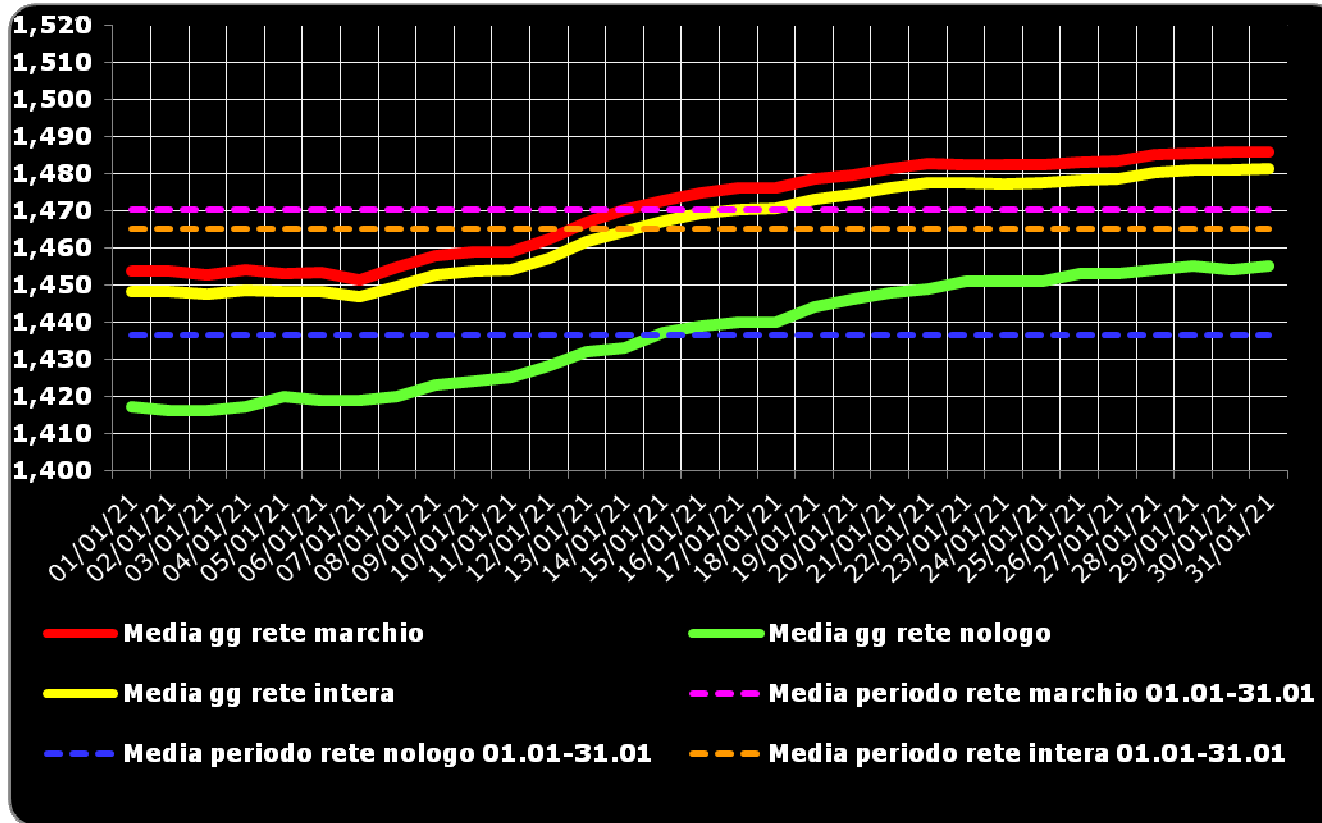
Data	AGIP ENI	API IP	ESSO	Q8	EX SHELL	TAMOIL	EX TOTALERG	MEDIA MARCHI	NO- LOGO	MEDIA RETE
01/01/21	1,472	1,457	1,441	1,449		1,426	1,462	1,454	1,417	1,448
02/01/21	1,472	1,457	1,441	1,449		1,427	1,461	1,454	1,416	1,448
03/01/21	1,472	1,457	1,440	1,445		1,427	1,459	1,453	1,416	1,447
04/01/21	1,472	1,458	1,441	1,449		1,426	1,464	1,454	1,417	1,448
05/01/21	1,471	1,458	1,441	1,445		1,426	1,464	1,453	1,420	1,448
06/01/21	1,470	1,458	1,443	1,446		1,427	1,463	1,453	1,419	1,448
07/01/21	1,468	1,457	1,443	1,445		1,427	1,460	1,451	1,419	1,447
08/01/21	1,470	1,459	1,445	1,452		1,430	1,461	1,455	1,420	1,450
09/01/21	1,474	1,460	1,448	1,453		1,437	1,463	1,458	1,423	1,453
10/01/21	1,475	1,461	1,449	1,454		1,438	1,462	1,459	1,424	1,454
11/01/21	1,475	1,461	1,450	1,454		1,437	1,462	1,459	1,425	1,454
12/01/21	1,478	1,463	1,453	1,458		1,443	1,467	1,462	1,428	1,457
13/01/21	1,483	1,466	1,456	1,466		1,445	1,469	1,467	1,432	1,462
14/01/21	1,484	1,470	1,459	1,470		1,452	1,472	1,470	1,433	1,464
15/01/21	1,487	1,471	1,462	1,472		1,457	1,474	1,473	1,437	1,467
16/01/21	1,491	1,472	1,464	1,473		1,459	1,477	1,475	1,439	1,469
17/01/21	1,492	1,474	1,466	1,474		1,459	1,482	1,476	1,440	1,470
18/01/21	1,493	1,474	1,466	1,474		1,459	1,483	1,476	1,440	1,471
19/01/21	1,495	1,476	1,468	1,476		1,462	1,485	1,478	1,444	1,473
20/01/21	1,496	1,478	1,470	1,476		1,465	1,487	1,480	1,446	1,474
21/01/21	1,496	1,479	1,472	1,479		1,468	1,487	1,481	1,448	1,476
22/01/21	1,497	1,481	1,474	1,480		1,470	1,486	1,483	1,449	1,478
23/01/21	1,496	1,482	1,475	1,479		1,471	1,483	1,482	1,451	1,477
24/01/21	1,496	1,482	1,474	1,479		1,471	1,484	1,482	1,451	1,477
25/01/21	1,496	1,482	1,475	1,479		1,471	1,486	1,482	1,451	1,477
26/01/21	1,496	1,484	1,475	1,479		1,472	1,488	1,483	1,453	1,478
27/01/21	1,496	1,485	1,475	1,478		1,472	1,495	1,483	1,453	1,479
28/01/21	1,497	1,488	1,475	1,479		1,475	1,494	1,485	1,454	1,480
29/01/21	1,497	1,488	1,476	1,479		1,476	1,492	1,485	1,455	1,481

QUOTAZIONI E PREZZI GIORNALIERI – 01.01.2021 – 31.01.2021

Data	AGIP ENI	API IP	ESSO	Q8	EX SHELL	TAMOIL	EX TOTALERG	MEDIA MARCHI	NO- LOGO	MEDIA RETE
30/01/21	1,498	1,488	1,477	1,479		1,475	1,490	1,486	1,454	1,481
31/01/21	1,498	1,488	1,477	1,479		1,475	1,490	1,486	1,455	1,481
MEDIA	1,486	1,471	1,460	1,466		1,452	1,476	1,470	1,436	1,465



Grafico prezzi benzina self media rete di marchio, rete no-logo e rete intera - Euro/litro



SEZIONE 2.2 – PREZZI ITALIA: RETE DI MARCHIO SERVITO – MEDIA RETE DI MARCHIO, RETE NO-LOGO E RETE GENERALE – BENZINA – EURO/LITRO

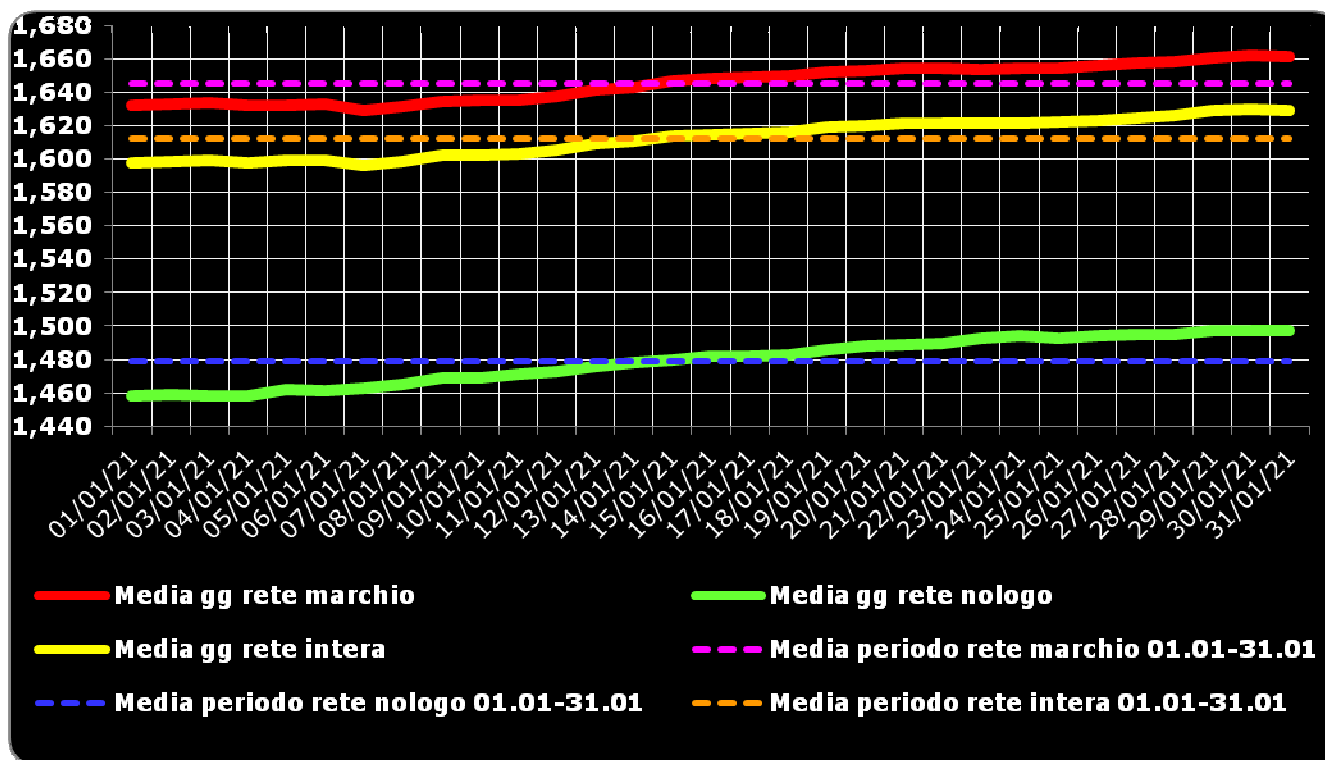
Data	AGIP ENI	API IP	ESSO	Q8	EX SHELL	TAMOIL	EX TOTALERG	MEDIA MARCHI	NO- LOGO	MEDIA RETE
01/01/21	1,666	1,668	1,603	1,627	1,459	1,527	1,542	1,633	1,458	1,598
02/01/21	1,666	1,668	1,604	1,628	1,459	1,528	1,541	1,633	1,459	1,599
03/01/21	1,666	1,669	1,604	1,628	1,459	1,530	1,539	1,634	1,458	1,599
04/01/21	1,665	1,667	1,604	1,625	1,459	1,526	1,545	1,632	1,458	1,598
05/01/21	1,664	1,669	1,605	1,628	1,459	1,527	1,540	1,633	1,462	1,600
06/01/21	1,664	1,667	1,607	1,630	1,459	1,527	1,542	1,633	1,461	1,599
07/01/21	1,662	1,667	1,607	1,628	0,000	1,526	1,539	1,630	1,463	1,597
08/01/21	1,663	1,668	1,608	1,629	1,459	1,530	1,536	1,632	1,465	1,599
09/01/21	1,667	1,668	1,611	1,627	1,459	1,536	1,542	1,635	1,469	1,602
10/01/21	1,667	1,667	1,612	1,628	1,459	1,537	1,543	1,635	1,469	1,603
11/01/21	1,668	1,667	1,612	1,628	1,459	1,537	1,542	1,636	1,471	1,604
12/01/21	1,671	1,668	1,614	1,629	1,459	1,542	1,547	1,638	1,473	1,605
13/01/21	1,676	1,670	1,616	1,628	1,472	1,546	1,552	1,641	1,476	1,609
14/01/21	1,677	1,671	1,618	1,633	1,472	1,552	1,554	1,643	1,478	1,611
15/01/21	1,680	1,674	1,623	1,636	1,482	1,555	1,558	1,647	1,480	1,614
16/01/21	1,683	1,674	1,624	1,639	1,482	1,557	1,555	1,648	1,482	1,615
17/01/21	1,684	1,675	1,626	1,641	1,482	1,557	1,560	1,649	1,482	1,616
18/01/21	1,685	1,676	1,626	1,642	1,482	1,556	1,559	1,650	1,483	1,617
19/01/21	1,686	1,679	1,629	1,645	1,482	1,559	1,557	1,652	1,486	1,619
20/01/21	1,687	1,679	1,632	1,647	1,482	1,561	1,560	1,653	1,488	1,620
21/01/21	1,689	1,680	1,634	1,648	1,482	1,562	1,561	1,655	1,489	1,621
22/01/21	1,689	1,677	1,635	1,651	1,482	1,565	1,566	1,655	1,490	1,622
23/01/21	1,689	1,680	1,636	1,649	1,482	1,566	1,569	1,654	1,493	1,621
24/01/21	1,688	1,681	1,636	1,651	1,482	1,565	1,571	1,654	1,494	1,622
25/01/21	1,689	1,681	1,636	1,651	1,482	1,565	1,574	1,655	1,493	1,622
26/01/21	1,689	1,684	1,635	1,652	1,482	1,568	1,573	1,656	1,494	1,623
27/01/21	1,689	1,688	1,635	1,651	1,482	1,570	1,578	1,658	1,495	1,625
28/01/21	1,689	1,688	1,637	1,653	1,482	1,571	1,579	1,659	1,495	1,626
29/01/21	1,689	1,691	1,641	1,653	1,482	1,571	1,579	1,661	1,497	1,629

QUOTAZIONI E PREZZI GIORNALIERI – 01.01.2021 – 31.01.2021

Data	AGIP ENI	API IP	ESSO	Q8	EX SHELL	TAMOIL	EX TOTALERG	MEDIA MARCHI	NO- LOGO	MEDIA RETE
30/01/21	1,690	1,690	1,642	1,656	1,482	1,571	1,577	1,662	1,497	1,630
31/01/21	1,689	1,691	1,641	1,657	1,482	1,571	1,578	1,662	1,497	1,630
MEDIA	1,678	1,676	1,622	1,639	1,425	1,550	1,557	1,646	1,479	1,613



Grafico prezzi benzina servito media rete di marchio, rete no-logo e rete intera - Euro/litro



SEZIONE 2.3 – PREZZI ITALIA: RETE DI MARCHIO SELF – MEDIA RETE DI MARCHIO, RETE NO-LOGO E RETE GENERALE – GASOLIO – EURO/LITRO

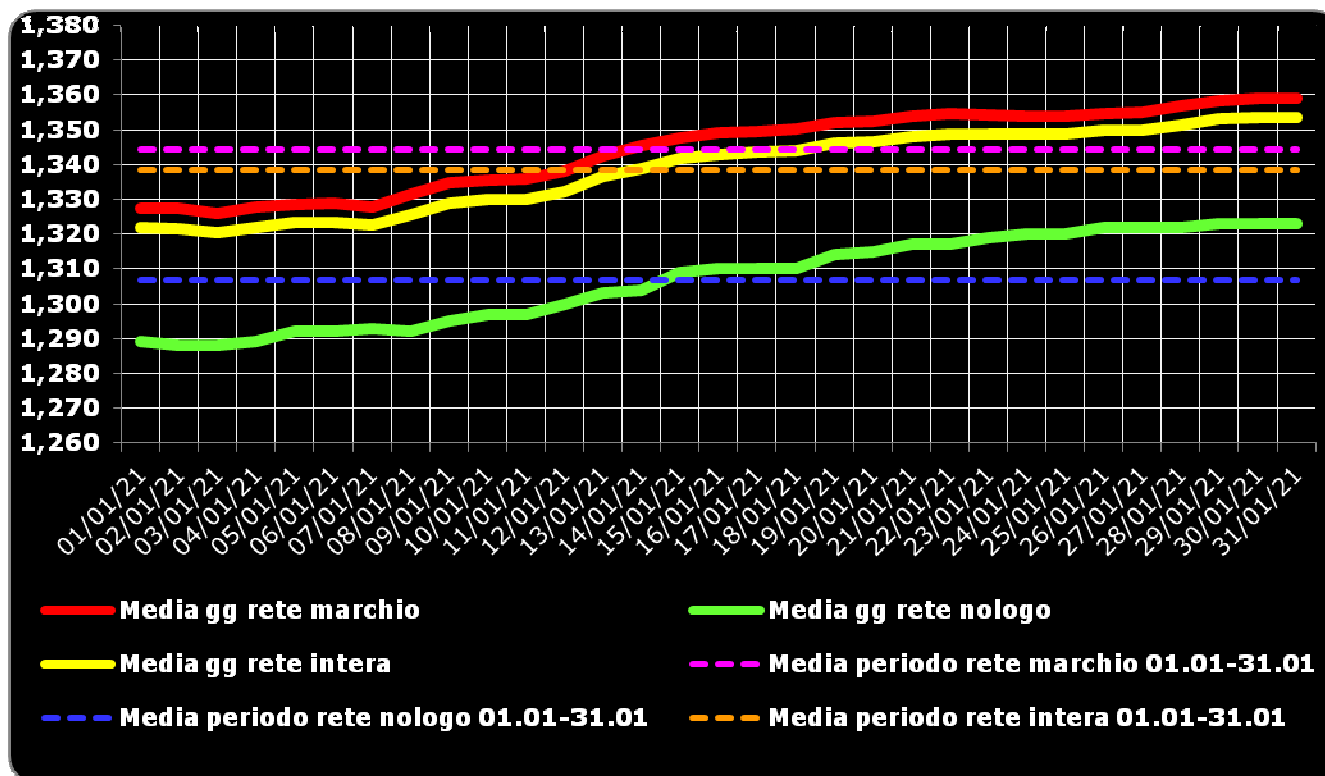
Data	AGIP ENI	API IP	ESSO	Q8	EX SHELL	TAMOIL	EX TOTALERG	MEDIA MARCHI	NO-LOGO	MEDIA RETE
01/01/21	1,344	1,330	1,313	1,322		1,312	1,336	1,328	1,289	1,322
02/01/21	1,344	1,330	1,312	1,322		1,312	1,335	1,327	1,288	1,322
03/01/21	1,344	1,329	1,312	1,316		1,312	1,334	1,326	1,288	1,320
04/01/21	1,345	1,330	1,313	1,322		1,311	1,338	1,328	1,289	1,322
05/01/21	1,346	1,331	1,313	1,323		1,311	1,339	1,329	1,292	1,323
06/01/21	1,346	1,331	1,315	1,323		1,311	1,339	1,329	1,292	1,323
07/01/21	1,345	1,331	1,316	1,323		1,311	1,336	1,328	1,293	1,323
08/01/21	1,348	1,333	1,318	1,330		1,313	1,337	1,331	1,292	1,326
09/01/21	1,353	1,334	1,323	1,331		1,317	1,338	1,335	1,295	1,329
10/01/21	1,354	1,335	1,324	1,331		1,318	1,338	1,336	1,297	1,330
11/01/21	1,354	1,335	1,325	1,331		1,317	1,338	1,336	1,297	1,330
12/01/21	1,357	1,337	1,328	1,332		1,320	1,343	1,338	1,300	1,332
13/01/21	1,362	1,340	1,330	1,340		1,322	1,342	1,342	1,303	1,336
14/01/21	1,363	1,344	1,333	1,343		1,327	1,344	1,345	1,304	1,339
15/01/21	1,364	1,346	1,337	1,345		1,332	1,346	1,348	1,309	1,342
16/01/21	1,365	1,347	1,339	1,346		1,335	1,348	1,349	1,310	1,343
17/01/21	1,365	1,349	1,340	1,346		1,335	1,353	1,350	1,310	1,343
18/01/21	1,366	1,350	1,340	1,347		1,335	1,354	1,350	1,310	1,344
19/01/21	1,367	1,352	1,342	1,348		1,338	1,357	1,352	1,314	1,346
20/01/21	1,367	1,353	1,343	1,348		1,340	1,359	1,353	1,315	1,347
21/01/21	1,367	1,354	1,345	1,351		1,341	1,358	1,354	1,317	1,348
22/01/21	1,367	1,356	1,346	1,351		1,342	1,356	1,355	1,317	1,349
23/01/21	1,366	1,357	1,347	1,350		1,343	1,351	1,354	1,319	1,349
24/01/21	1,366	1,356	1,346	1,350		1,343	1,353	1,354	1,320	1,349
25/01/21	1,366	1,356	1,346	1,350		1,343	1,355	1,354	1,320	1,349
26/01/21	1,366	1,359	1,347	1,349		1,344	1,356	1,355	1,322	1,350
27/01/21	1,366	1,360	1,347	1,348		1,344	1,365	1,355	1,322	1,350
28/01/21	1,369	1,363	1,346	1,348		1,345	1,365	1,357	1,322	1,351
29/01/21	1,373	1,362	1,348	1,349		1,347	1,362	1,358	1,323	1,353

QUOTAZIONI E PREZZI GIORNALIERI – 01.01.2021 – 31.01.2021

Data	AGIP ENI	API IP	ESSO	Q8	EX SHELL	TAMOIL	EX TOTALERG	MEDIA MARCHI	NO- LOGO	MEDIA RETE
30/01/21	1,375	1,362	1,349	1,349		1,346	1,361	1,359	1,323	1,354
31/01/21	1,375	1,362	1,349	1,349		1,346	1,360	1,359	1,323	1,354
MEDIA	1,360	1,346	1,333	1,339		1,329	1,348	1,344	1,307	1,339



Grafico prezzi gasolio self media rete di marchio, rete no-logo e rete intera - Euro/litro



SEZIONE 2.4 – PREZZI ITALIA: RETE DI MARCHIO SERVITO – MEDIA RETE DI MARCHIO, RETE NO-LOGO E RETE GENERALE – GASOLIO – EURO/LITRO

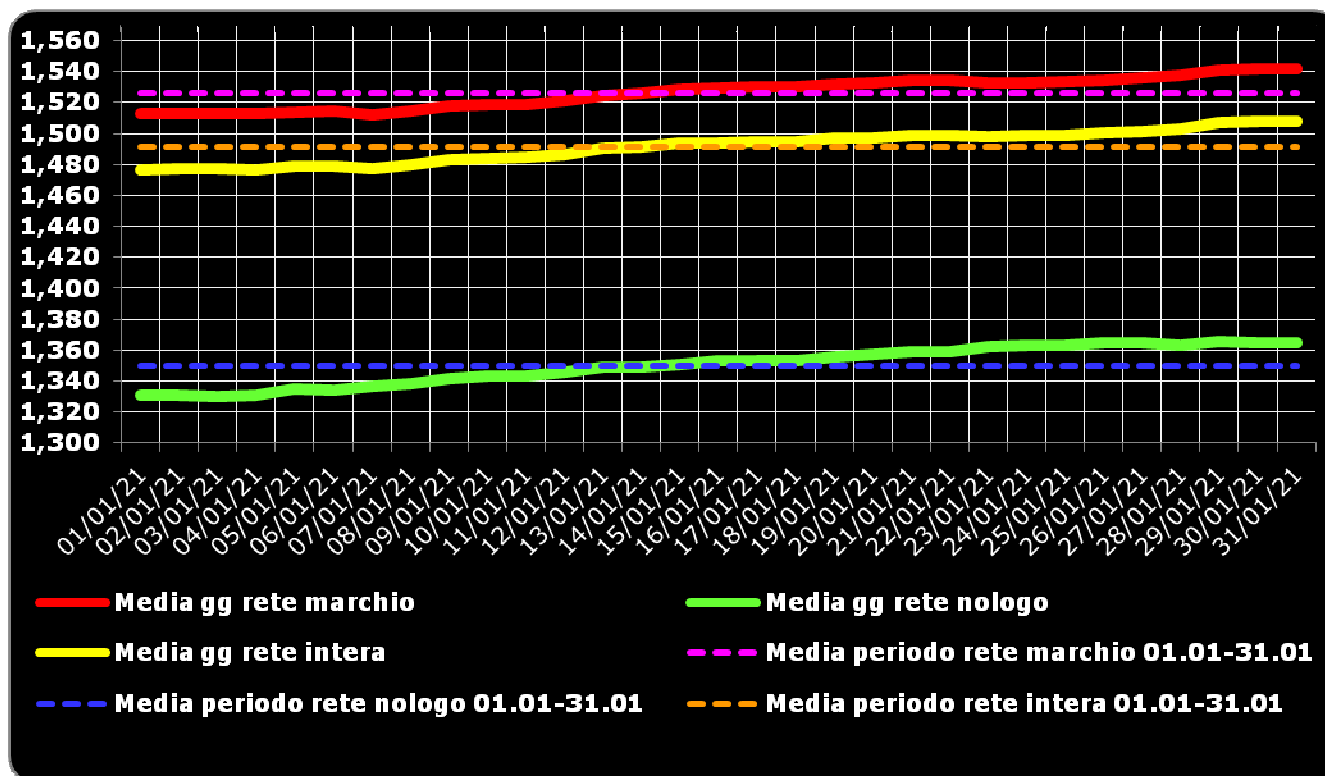
Data	AGIP ENI	API IP	ESSO	Q8	EX SHELL	TAMOIL	EX TOTALERG	MEDIA MARCHI	NO-LOGO	MEDIA RETE
01/01/21	1,539	1,556	1,477	1,513	1,269	1,416	1,420	1,513	1,331	1,477
02/01/21	1,539	1,556	1,478	1,513	1,269	1,416	1,419	1,513	1,331	1,477
03/01/21	1,539	1,557	1,478	1,512	1,269	1,415	1,417	1,513	1,330	1,477
04/01/21	1,539	1,556	1,478	1,511	1,269	1,415	1,423	1,513	1,331	1,477
05/01/21	1,540	1,557	1,479	1,514	1,269	1,417	1,419	1,514	1,335	1,479
06/01/21	1,541	1,555	1,481	1,515	1,269	1,418	1,424	1,514	1,334	1,479
07/01/21	1,540	1,556	1,482	1,512	0,000	1,416	1,423	1,512	1,337	1,477
08/01/21	1,543	1,557	1,484	1,515	1,316	1,418	1,420	1,515	1,338	1,480
09/01/21	1,547	1,557	1,488	1,514	1,316	1,422	1,424	1,518	1,342	1,483
10/01/21	1,548	1,556	1,489	1,514	1,316	1,423	1,425	1,519	1,343	1,484
11/01/21	1,548	1,556	1,490	1,514	1,316	1,423	1,423	1,519	1,343	1,484
12/01/21	1,552	1,557	1,491	1,515	1,316	1,425	1,428	1,521	1,346	1,486
13/01/21	1,557	1,559	1,493	1,516	1,316	1,429	1,430	1,524	1,349	1,490
14/01/21	1,558	1,560	1,495	1,520	1,316	1,433	1,431	1,526	1,349	1,491
15/01/21	1,559	1,563	1,500	1,522	1,346	1,436	1,436	1,529	1,351	1,494
16/01/21	1,559	1,564	1,501	1,525	1,346	1,438	1,433	1,530	1,353	1,494
17/01/21	1,559	1,565	1,502	1,525	1,346	1,437	1,438	1,530	1,353	1,494
18/01/21	1,560	1,565	1,502	1,527	1,346	1,437	1,436	1,530	1,353	1,495
19/01/21	1,560	1,567	1,505	1,529	1,346	1,440	1,434	1,532	1,356	1,497
20/01/21	1,560	1,567	1,507	1,531	1,346	1,442	1,436	1,532	1,357	1,497
21/01/21	1,561	1,569	1,510	1,532	1,346	1,443	1,436	1,534	1,359	1,499
22/01/21	1,561	1,566	1,510	1,535	1,346	1,446	1,439	1,534	1,359	1,499
23/01/21	1,561	1,568	1,511	1,533	1,346	1,445	1,441	1,533	1,362	1,498
24/01/21	1,560	1,569	1,510	1,533	1,346	1,444	1,444	1,533	1,363	1,499
25/01/21	1,561	1,569	1,511	1,533	1,346	1,444	1,446	1,534	1,363	1,499
26/01/21	1,561	1,572	1,509	1,533	1,346	1,447	1,443	1,534	1,365	1,500
27/01/21	1,560	1,576	1,509	1,533	1,346	1,448	1,449	1,536	1,365	1,501
28/01/21	1,562	1,576	1,511	1,536	1,346	1,449	1,451	1,538	1,363	1,503
29/01/21	1,567	1,579	1,515	1,534	1,346	1,450	1,451	1,541	1,366	1,507

QUOTAZIONI E PREZZI GIORNALIERI – 01.01.2021 – 31.01.2021

Data	AGIP ENI	API IP	ESSO	Q8	EX SHELL	TAMOIL	EX TOTALERG	MEDIA MARCHI	NO- LOGO	MEDIA RETE
30/01/21	1,568	1,578	1,516	1,538	1,346	1,449	1,449	1,542	1,365	1,508
31/01/21	1,568	1,579	1,516	1,539	1,346	1,449	1,450	1,542	1,365	1,508
MEDIA	1,554	1,564	1,498	1,524	1,281	1,433	1,433	1,526	1,350	1,491



Grafico prezzi gasolio servito media rete di marchio, rete no-logo e rete intera - Euro/litro



SEZIONE 3 – PREZZI ITALIA: EXTRARETE – BENZINA E GASOLIO – €/LITRO

Data	BENZINA				GASOLIO			
	NORD	CENTRO	SUD	MEDIA ITALIA	NORD	CENTRO	SUD	MEDIA ITALIA
01/01/21	1,301	1,305	1,308	1,305	1,186	1,194	1,197	1,193
02/01/21	1,301	1,305	1,308	1,305	1,186	1,194	1,197	1,193
03/01/21	1,301	1,305	1,308	1,305	1,186	1,194	1,197	1,193
04/01/21	1,301	1,305	1,308	1,305	1,186	1,194	1,197	1,193
05/01/21	1,307	1,306	1,311	1,308	1,185	1,188	1,194	1,189
06/01/21	1,307	1,306	1,311	1,308	1,185	1,188	1,194	1,189
07/01/21	1,312	1,316	1,315	1,314	1,189	1,196	1,197	1,194
08/01/21	1,324	1,328	1,327	1,327	1,191	1,197	1,198	1,195
09/01/21	1,324	1,328	1,327	1,327	1,191	1,197	1,198	1,195
10/01/21	1,324	1,328	1,327	1,327	1,191	1,197	1,198	1,195
11/01/21	1,324	1,328	1,327	1,327	1,191	1,197	1,198	1,195
12/01/21	1,339	1,341	1,346	1,342	1,204	1,210	1,215	1,210
13/01/21	1,341	1,343	1,348	1,344	1,207	1,214	1,218	1,213
14/01/21	1,351	1,354	1,360	1,355	1,217	1,223	1,225	1,222
15/01/21	1,349	1,352	1,358	1,353	1,218	1,222	1,225	1,222
16/01/21	1,349	1,352	1,358	1,353	1,218	1,222	1,225	1,222
17/01/21	1,349	1,352	1,358	1,353	1,218	1,222	1,225	1,222
18/01/21	1,349	1,352	1,358	1,353	1,218	1,222	1,225	1,222
19/01/21	1,347	1,348	1,352	1,349	1,211	1,217	1,221	1,216
20/01/21	1,350	1,351	1,354	1,352	1,215	1,221	1,225	1,220
21/01/21	1,352	1,351	1,363	1,355	1,216	1,219	1,226	1,221
22/01/21	1,357	1,360	1,368	1,362	1,218	1,221	1,227	1,222
23/01/21	1,357	1,360	1,368	1,362	1,218	1,221	1,227	1,222
24/01/21	1,357	1,360	1,368	1,362	1,218	1,221	1,227	1,222
25/01/21	1,357	1,360	1,368	1,362	1,218	1,221	1,227	1,222
26/01/21	1,349	1,351	1,360	1,353	1,208	1,213	1,221	1,214
27/01/21	1,352	1,351	1,363	1,355	1,218	1,222	1,228	1,223
28/01/21	1,350	1,351	1,359	1,353	1,211	1,217	1,224	1,218
29/01/21	1,351	1,352	1,360	1,355	1,217	1,222	1,230	1,223

QUOTAZIONI E PREZZI GIORNALIERI – 01.01.2021 – 31.01.2021

Data	BENZINA				GASOLIO			
	NORD	CENTRO	SUD	MEDIA ITALIA	NORD	CENTRO	SUD	MEDIA ITALIA
30/01/21	1,351	1,352	1,360	1,355	1,217	1,222	1,230	1,223
31/01/21	1,351	1,352	1,360	1,355	1,217	1,222	1,230	1,223
MEDIA	1,337	1,339	1,344	1,340	1,205	1,211	1,215	1,210



Grafico prezzi benzina extrarete per aree - Euro/litro

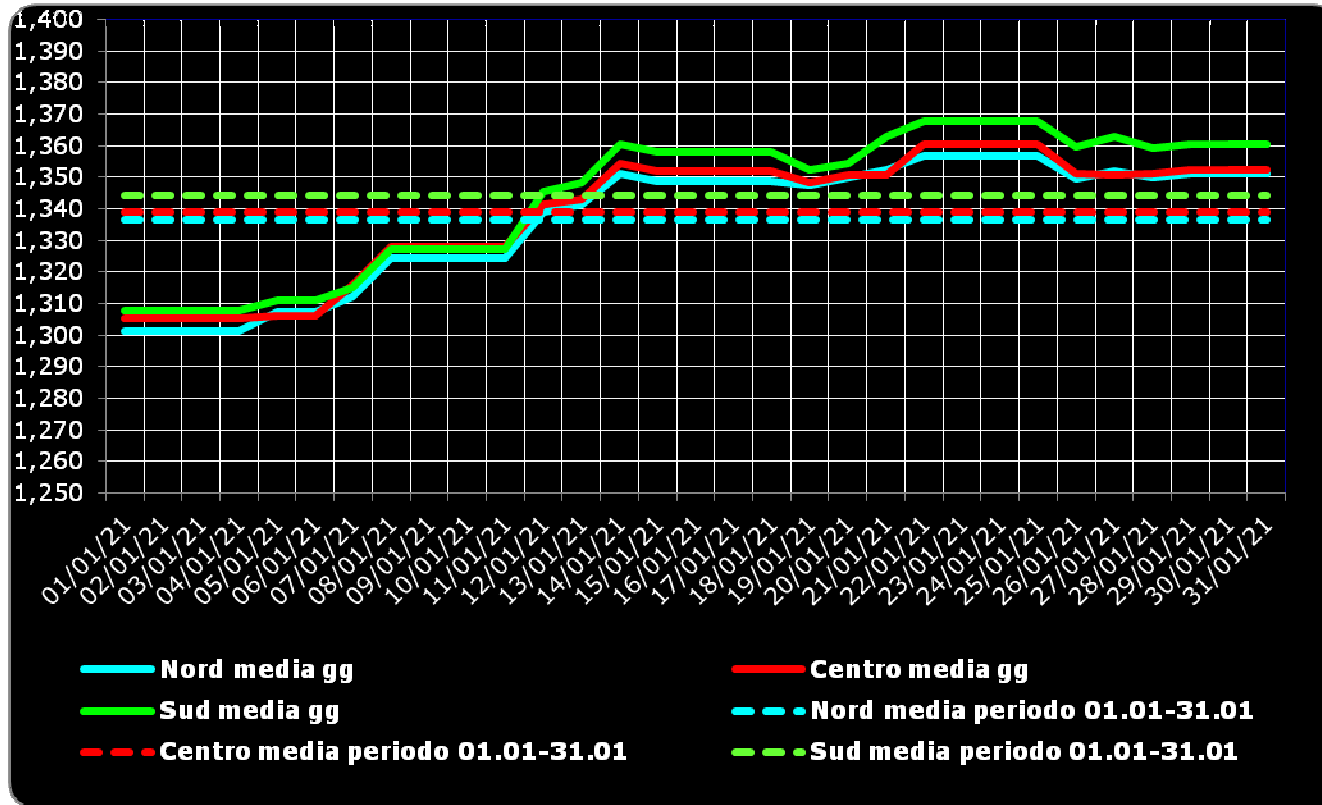
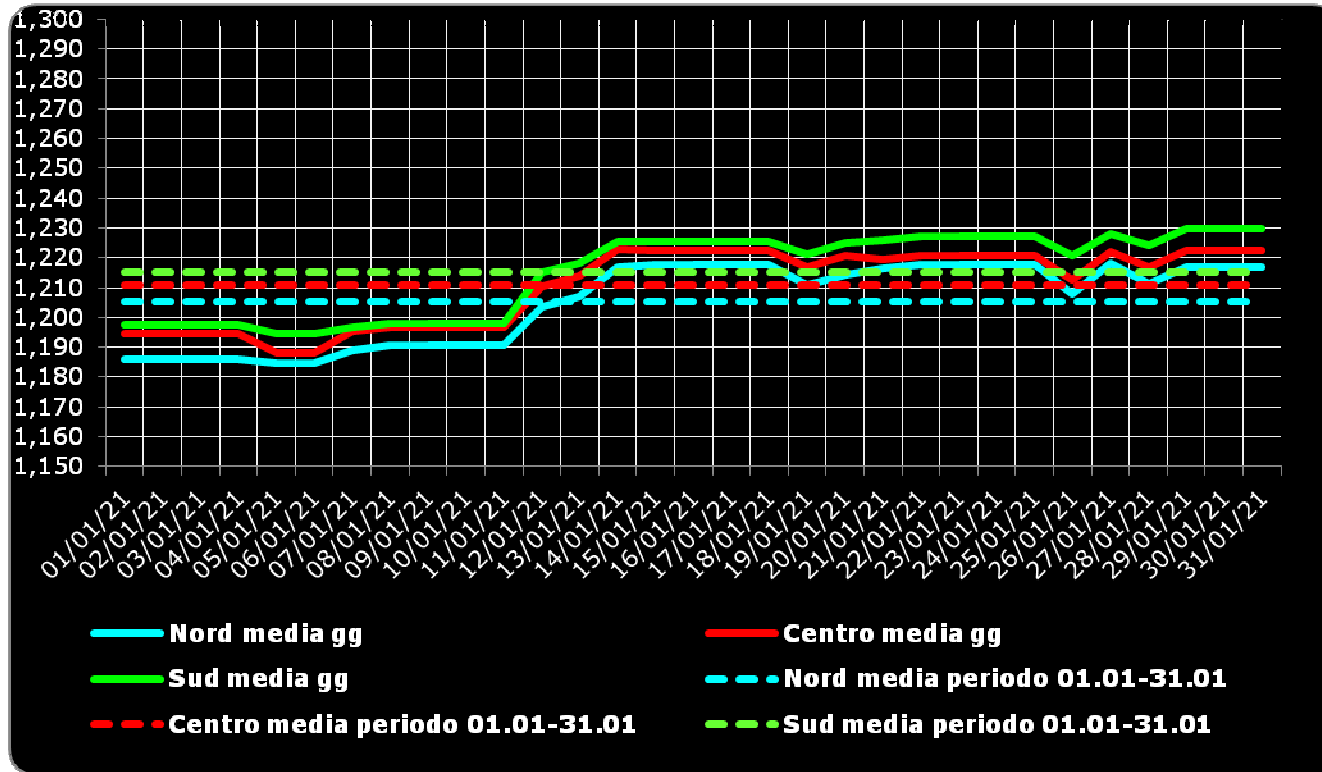


Grafico prezzi gasolio extrarete per aree - Euro/litro



FONTI:

U.S. Energy Information Administration
European Central Bank
Staffetta Quotidiana
Quotidiano Energia
Ministero dello sviluppo economico, DGRME

ELABORAZIONI:

FIGISC/ANISA Confcommercio

