

FIGISC ANISA NEWSLETTER PREZZI

**N. 071/NP – 5 MAGGIO 2021
FONDAMENTALI INTERNAZIONALI E
PREZZI ITALIA – GIORNALIERI APRILE 2021
01.01.2021-30.04.2021 – BENZINA E GASOLIO
SEZIONI 1 – 2 – 3**

a cura della Segreteria Nazionale

FIGISC/ANISA CONFCOMMERCIO

00153 ROMA

Presidente Nazionale FIGISC:

Presidente Nazionale ANISA:

Segreteria Nazionale:

Segreteria Nazionale FIGISC/ANISA: Telefono: 06 5866351 - Fax 06 58331724

e-mail: figisc@confcommercio.it anisa@confcommercio.it

sito internet: www.figisc.it

Piazza G.G. Belli 2

BRUNO BEARZI

MASSIMO TERZI

PAOLO UNITI



**SEZIONE 1 - FONDAMENTALI DI MERCATO INTERNAZIONALI
GREGGIO BRENT IN DOLLARI ED EURO BARILE – CAMBIO EURO/DOLLARO –
PRODOTTI FINITI CIF MEDITERRANEO DOLLARI TONNELLATA ED EURO
LITRO**

Data	Brent spot dollari barile	Cambio euro/dollaro	Brent spot euro barile	Benzina Cif Med dollari tonnellata	Benzina CIF Med euro litro	Gasolio CIF Med dollari tonnellata	Gasolio CIF Med euro litro
01/01/2021	51,22	1,2271	41,74	460,00	0,28303	429,25	0,29559
02/01/2021	51,22	1,2271	41,74	460,00	0,28303	429,25	0,29559
03/01/2021	51,22	1,2271	41,74	460,00	0,28303	429,25	0,29559
04/01/2021	50,37	1,2296	40,96	458,50	0,28153	427,25	0,29361
05/01/2021	53,16	1,2271	43,32	472,00	0,29041	439,25	0,30247
06/01/2021	53,80	1,2338	43,61	485,75	0,29725	443,25	0,30357
07/01/2021	53,70	1,2276	43,74	487,75	0,29998	444,75	0,30614
08/01/2021	55,51	1,2250	45,31	502,75	0,30986	452,50	0,31213
09/01/2021	55,51	1,2250	45,31	502,75	0,30986	452,50	0,31213
10/01/2021	55,51	1,2250	45,31	502,75	0,30986	452,50	0,31213
11/01/2021	54,84	1,2163	45,09	502,25	0,31176	453,50	0,31506
12/01/2021	55,98	1,2161	46,03	515,75	0,32020	464,50	0,32276
13/01/2021	55,52	1,2166	45,64	512,75	0,31820	464,50	0,32262
14/01/2021	55,76	1,2124	45,99	508,75	0,31681	463,25	0,32287
15/01/2021	54,80	1,2123	45,20	505,00	0,31451	455,50	0,31749
16/01/2021	54,80	1,2123	45,20	505,00	0,31451	455,50	0,31749
17/01/2021	54,80	1,2123	45,20	505,00	0,31451	455,50	0,31749
18/01/2021	54,21	1,2064	44,94	505,25	0,31620	457,50	0,32045
19/01/2021	55,38	1,2132	45,65	512,25	0,31878	462,00	0,32179
20/01/2021	55,66	1,2101	46,00	517,25	0,32272	462,00	0,32261
21/01/2021	55,68	1,2158	45,80	515,25	0,31997	457,00	0,31762
22/01/2021	55,22	1,2158	45,42	511,50	0,31764	452,75	0,31467
23/01/2021	55,22	1,2158	45,42	511,50	0,31764	452,75	0,31467
24/01/2021	55,22	1,2158	45,42	511,50	0,31764	452,75	0,31467

QUOTAZIONI E PREZZI GIORNALIERI – 01.01.2021 – 30.04.2021

Data	Brent spot dollari barile	Cambio euro/dollaro	Brent spot euro barile	Benzina Cif Med dollari tonnellata	Benzina CIF Med euro litro	Gasolio CIF Med dollari tonnellata	Gasolio CIF Med euro litro
25/01/2021	55,44	1,2152	45,62	511,00	0,31748	454,50	0,31604
26/01/2021	55,26	1,2143	45,51	513,25	0,31912	457,50	0,31836
27/01/2021	55,07	1,2114	45,46	513,25	0,31988	462,50	0,32261
28/01/2021	54,87	1,2091	45,38	506,50	0,31627	456,00	0,31868
29/01/2021	55,25	1,2136	45,53	511,00	0,31790	454,50	0,31646
30/01/2021	55,25	1,2136	45,53	511,00	0,31790	454,50	0,31646
31/01/2021	55,25	1,2136	45,53	511,00	0,31790	454,50	0,31646
01/02/2021	56,42	1,2084	46,69	514,25	0,32130	459,50	0,32132
02/02/2021	57,62	1,2044	47,84	529,75	0,33208	476,75	0,33449
03/02/2021	58,61	1,2017	48,77	541,00	0,33990	482,25	0,33910
04/02/2021	58,98	1,1996	49,17	543,25	0,34191	480,25	0,33829
05/02/2021	59,48	1,1983	49,64	552,50	0,34811	492,50	0,34729
06/02/2021	59,48	1,1983	49,64	552,50	0,34811	492,50	0,34729
07/02/2021	59,48	1,1983	49,64	552,50	0,34811	492,50	0,34729
08/02/2021	60,17	1,2025	50,04	552,25	0,34673	498,50	0,35030
09/02/2021	60,74	1,2104	50,47	554,50	0,34588	502,00	0,35045
10/02/2021	61,17	1,2127	50,69	555,75	0,34600	507,00	0,35327
11/02/2021	61,09	1,2147	50,33	557,25	0,34636	507,50	0,35304
12/02/2021	62,47	1,2108	51,56	562,75	0,35091	507,25	0,35400
13/02/2021	62,47	1,2108	51,56	562,75	0,35091	507,25	0,35400
14/02/2021	62,47	1,2108	51,56	562,75	0,35091	507,25	0,35400
15/02/2021	63,58	1,2129	52,42	582,25	0,36244	523,00	0,36436
16/02/2021	63,96	1,2143	52,67	577,25	0,35891	519,75	0,36168
17/02/2021	65,02	1,2060	53,91	585,00	0,36623	523,00	0,36645
18/02/2021	64,09	1,2084	53,04	591,00	0,36925	530,25	0,37079
19/02/2021	62,84	1,2139	51,77	591,75	0,36805	526,25	0,36632
20/02/2021	62,84	1,2139	51,77	591,75	0,36805	526,25	0,36632
21/02/2021	62,84	1,2139	51,77	591,75	0,36805	526,25	0,36632
22/02/2021	64,73	1,2133	53,35	595,00	0,37025	528,75	0,36825
23/02/2021	65,16	1,2143	53,66	604,00	0,37554	535,25	0,37247
24/02/2021	66,85	1,2146	55,04	616,50	0,38322	544,00	0,37846

QUOTAZIONI E PREZZI GIORNALIERI – 01.01.2021 – 30.04.2021

Data	Brent spot dollari barile	Cambio euro/dollaro	Brent spot euro barile	Benzina Cif Med dollari tonnellata	Benzina CIF Med euro litro	Gasolio CIF Med dollari tonnellata	Gasolio CIF Med euro litro
25/02/2021	66,69	1,2225	54,55	618,00	0,38167	544,75	0,37653
26/02/2021	65,86	1,2121	54,34	613,00	0,38183	534,00	0,37227
27/02/2021	65,86	1,2121	54,34	613,00	0,38183	534,00	0,37227
28/02/2021	65,86	1,2121	54,34	613,00	0,38183	534,00	0,37227
01/03/2021	64,56	1,2053	53,56	609,50	0,38179	529,25	0,37104
02/03/2021	63,17	1,2028	52,52	602,25	0,37803	520,50	0,36567
03/03/2021	64,70	1,2048	53,70	605,50	0,37944	523,00	0,36681
04/03/2021	67,32	1,2034	55,94	620,75	0,38945	539,25	0,37865
05/03/2021	69,95	1,1938	58,59	632,75	0,40017	551,50	0,39036
06/03/2021	69,95	1,1938	58,59	632,75	0,40017	551,50	0,39036
07/03/2021	69,95	1,1938	58,59	632,75	0,40017	551,50	0,39036
08/03/2021	68,00	1,1866	57,31	635,25	0,40419	550,50	0,39202
09/03/2021	67,03	1,1894	56,36	632,00	0,40118	541,75	0,38488
10/03/2021	67,53	1,1892	56,79	633,75	0,40236	535,50	0,38051
11/03/2021	69,34	1,1969	57,93	656,75	0,41428	550,25	0,38847
12/03/2021	68,87	1,1933	57,71	661,75	0,41869	555,75	0,39354
13/03/2021	68,87	1,1933	57,71	661,75	0,41869	555,75	0,39354
14/03/2021	68,87	1,1933	57,71	661,75	0,41869	555,75	0,39354
15/03/2021	68,78	1,1920	57,70	655,00	0,41487	547,00	0,38776
16/03/2021	67,95	1,1926	56,98	646,75	0,40944	541,25	0,38350
17/03/2021	67,73	1,1907	56,88	639,25	0,40534	535,25	0,37985
18/03/2021	62,11	1,1912	52,14	620,50	0,39328	519,00	0,36816
19/03/2021	64,00	1,1891	53,82	607,25	0,38556	514,25	0,36544
20/03/2021	64,00	1,1891	53,82	607,25	0,38556	514,25	0,36544
21/03/2021	64,00	1,1891	53,82	607,25	0,38556	514,25	0,36544
22/03/2021	63,89	1,1926	53,57	610,75	0,38665	516,75	0,36614
23/03/2021	59,96	1,1883	50,46	597,25	0,37947	500,75	0,35608
24/03/2021	63,70	1,1825	53,87	620,00	0,39586	511,75	0,36569
25/03/2021	61,21	1,1802	51,86	602,25	0,38527	492,00	0,35226
26/03/2021	63,77	1,1782	54,12	620,25	0,39746	516,75	0,37061
27/03/2021	63,77	1,1782	54,12	620,25	0,39746	516,75	0,37061

QUOTAZIONI E PREZZI GIORNALIERI – 01.01.2021 – 30.04.2021

Data	Brent spot dollari barile	Cambio euro/dollaro	Brent spot euro barile	Benzina Cif Med dollari tonnellata	Benzina CIF Med euro litro	Gasolio CIF Med dollari tonnellata	Gasolio CIF Med euro litro
28/03/2021	63,77	1,1782	54,12	620,25	0,39746	516,75	0,37061
29/03/2021	64,06	1,1784	54,36	623,00	0,39916	510,00	0,36571
30/03/2021	63,28	1,1741	53,90	624,00	0,40126	511,25	0,36795
31/03/2021	63,52	1,1725	54,17	629,50	0,40535	509,25	0,36701
01/04/2021	63,85	1,1746	54,36	620,25	0,39868	503,00	0,36186
02/04/2021	63,85	1,1746	54,36	620,25	0,39868	503,00	0,36186
03/04/2021	63,85	1,1746	54,36	620,25	0,39868	503,00	0,36186
04/04/2021	63,85	1,1746	54,36	620,25	0,39868	503,00	0,36186
05/04/2021	63,85	1,1746	54,36	620,25	0,39868	503,00	0,36186
06/04/2021	61,47	1,1812	52,04	623,75	0,39869	509,50	0,36448
07/04/2021	61,86	1,1884	52,05	607,00	0,38563	499,75	0,35534
08/04/2021	62,09	1,1873	52,30	612,75	0,38965	505,25	0,35959
09/04/2021	61,89	1,1888	52,06	614,00	0,38995	507,75	0,36091
10/04/2021	61,89	1,1888	52,06	614,00	0,38995	507,75	0,36091
11/04/2021	61,89	1,1888	52,06	614,00	0,38995	507,75	0,36091
12/04/2021	62,38	1,1904	52,40	619,00	0,39259	514,75	0,36539
13/04/2021	62,83	1,1896	52,82	624,25	0,39619	513,50	0,36475
14/04/2021	66,11	1,1964	55,26	638,25	0,40277	531,25	0,37521
15/04/2021	66,13	1,1970	55,25	637,50	0,40210	533,25	0,37644
16/04/2021	65,98	1,1986	55,05	638,75	0,40235	534,50	0,37682
17/04/2021	65,98	1,1986	55,05	638,75	0,40235	534,50	0,37682
18/04/2021	65,98	1,1986	55,05	638,75	0,40235	534,50	0,37682
19/04/2021	66,54	1,2035	55,29	640,25	0,40165	533,00	0,37423
20/04/2021	65,34	1,2051	54,22	626,50	0,39250	523,25	0,36690
21/04/2021	64,02	1,2007	53,32	625,75	0,39347	525,50	0,36982
22/04/2021	65,07	1,2046	54,02	622,75	0,39032	526,50	0,36933
23/04/2021	65,75	1,2066	54,49	626,75	0,39217	528,75	0,37029
24/04/2021	65,75	1,2066	54,49	626,75	0,39217	528,75	0,37029
25/04/2021	65,75	1,2066	54,49	626,75	0,39217	528,75	0,37029
26/04/2021	65,50	1,2085	54,20	621,50	0,38828	526,50	0,36814
27/04/2021	66,25	1,2088	54,81	66,25	1,2088	54,81	66,25

QUOTAZIONI E PREZZI GIORNALIERI – 01.01.2021 – 30.04.2021

Data	Brent spot dollari barile	Cambio euro/dollaro	Brent spot euro barile	Benzina Cif Med dollari tonnellata	Benzina CIF Med euro litro	Gasolio CIF Med dollari tonnellata	Gasolio CIF Med euro litro
28/04/2021	67,08	1,2070	55,58	641,75	0,40143	544,50	0,38120
29/04/2021	68,26	1,2129	56,28	649,75	0,40445	548,25	0,38195
30/04/2021	67,73	1,2082	56,06	641,00	0,40056	537,75	0,37610
MEDIA PERIODO	61,79	1,2029	51,40	581,75	0,36549	503,12	0,35363



Grafico del cambio dollaro-euro



Grafico della quotazione greggio Brent al barile

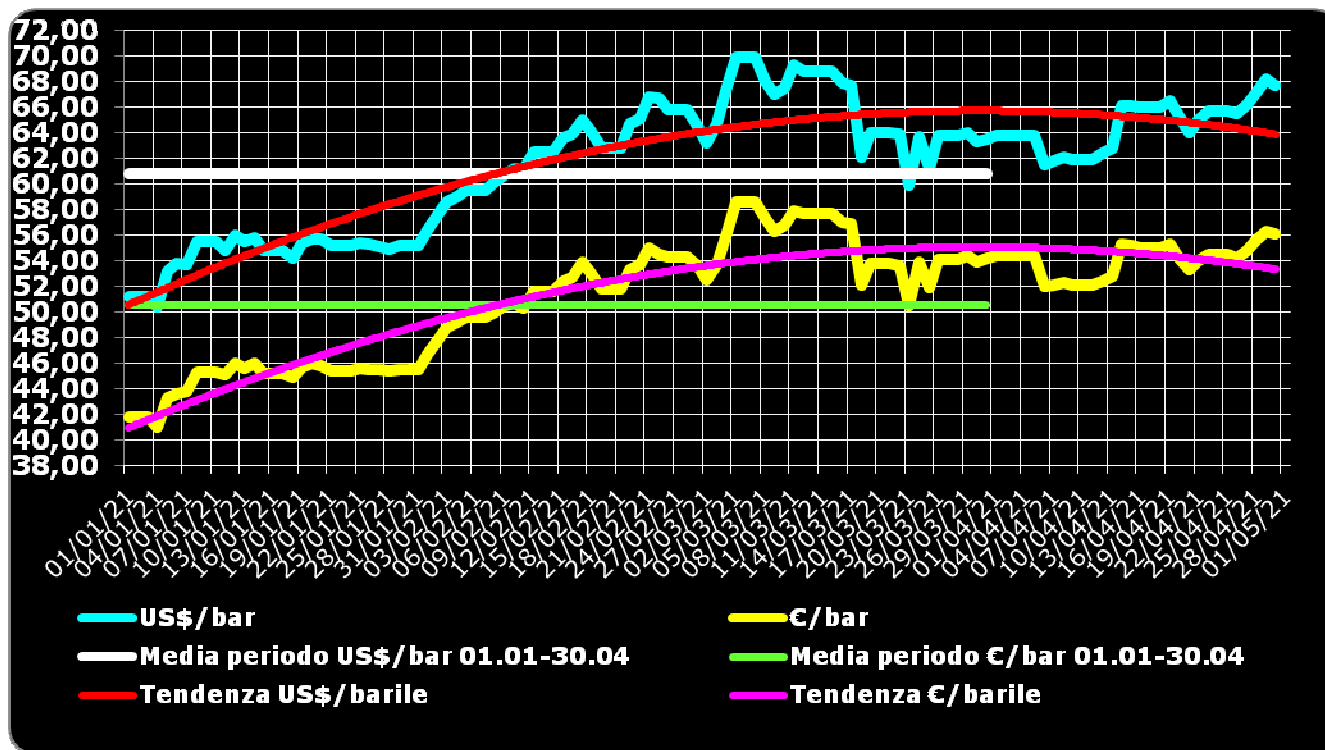
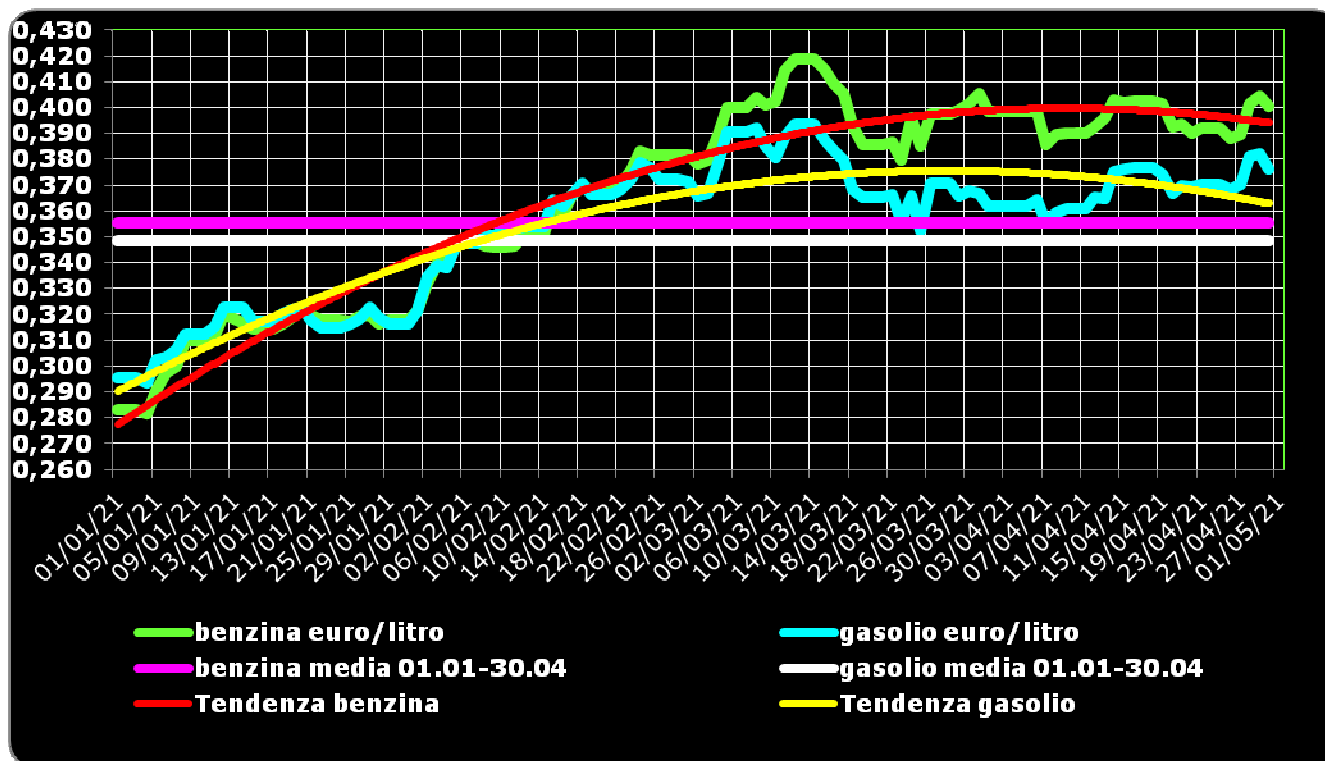


Grafico quotazioni Med cif benzina e gasolio – Euro/litro



SEZIONE 2.1 – PREZZI ITALIA: RETE DI MARCHIO SELF – MEDIA RETE DI MARCHIO, RETE NO-LOGO E RETE GENERALE – BENZINA – EURO/LITRO

Data	AGIP ENI	API IP	ESSO	Q8	EX SHELL	TAMOIL	EX TOTALERG	MEDIA MARCHI	NO-LOGO	MEDIA RETE
01/01/21	1,472	1,457	1,441	1,449		1,426	1,462	1,454	1,417	1,448
02/01/21	1,472	1,457	1,441	1,449		1,427	1,461	1,454	1,416	1,448
03/01/21	1,472	1,457	1,440	1,445		1,427	1,459	1,453	1,416	1,447
04/01/21	1,472	1,458	1,441	1,449		1,426	1,464	1,454	1,417	1,448
05/01/21	1,471	1,458	1,441	1,445		1,426	1,464	1,453	1,420	1,448
06/01/21	1,470	1,458	1,443	1,446		1,427	1,463	1,453	1,419	1,448
07/01/21	1,468	1,457	1,443	1,445		1,427	1,460	1,451	1,419	1,447
08/01/21	1,470	1,459	1,445	1,452		1,430	1,461	1,455	1,420	1,450
09/01/21	1,474	1,460	1,448	1,453		1,437	1,463	1,458	1,423	1,453
10/01/21	1,475	1,461	1,449	1,454		1,438	1,462	1,459	1,424	1,454
11/01/21	1,475	1,461	1,450	1,454		1,437	1,462	1,459	1,425	1,454
12/01/21	1,478	1,463	1,453	1,458		1,443	1,467	1,462	1,428	1,457
13/01/21	1,483	1,466	1,456	1,466		1,445	1,469	1,467	1,432	1,462
14/01/21	1,484	1,470	1,459	1,470		1,452	1,472	1,470	1,433	1,464
15/01/21	1,487	1,471	1,462	1,472		1,457	1,474	1,473	1,437	1,467
16/01/21	1,491	1,472	1,464	1,473		1,459	1,477	1,475	1,439	1,469
17/01/21	1,492	1,474	1,466	1,474		1,459	1,482	1,476	1,440	1,470
18/01/21	1,493	1,474	1,466	1,474		1,459	1,483	1,476	1,440	1,471
19/01/21	1,495	1,476	1,468	1,476		1,462	1,485	1,478	1,444	1,473
20/01/21	1,496	1,478	1,470	1,476		1,465	1,487	1,480	1,446	1,474
21/01/21	1,496	1,479	1,472	1,479		1,468	1,487	1,481	1,448	1,476
22/01/21	1,497	1,481	1,474	1,480		1,470	1,486	1,483	1,449	1,478
23/01/21	1,496	1,482	1,475	1,479		1,471	1,483	1,482	1,451	1,477
24/01/21	1,496	1,482	1,474	1,479		1,471	1,484	1,482	1,451	1,477
25/01/21	1,496	1,482	1,475	1,479		1,471	1,486	1,482	1,451	1,477
26/01/21	1,496	1,484	1,475	1,479		1,472	1,488	1,483	1,453	1,478
27/01/21	1,496	1,485	1,475	1,478		1,472	1,495	1,483	1,453	1,479
28/01/21	1,497	1,488	1,475	1,479		1,475	1,494	1,485	1,454	1,480
29/01/21	1,497	1,488	1,476	1,479		1,476	1,492	1,485	1,455	1,481

QUOTAZIONI E PREZZI GIORNALIERI – 01.01.2021 – 30.04.2021

Data	AGIP ENI	API IP	ESSO	Q8	EX SHELL	TAMOIL	EX TOTALERG	MEDIA MARCHI	NO-LOGO	MEDIA RETE
30/01/21	1,498	1,488	1,477	1,479		1,475	1,490	1,486	1,454	1,481
31/01/21	1,498	1,488	1,477	1,479		1,475	1,490	1,486	1,455	1,481
01/02/21	1,498	1,488	1,477	1,479		1,475	1,490	1,486	1,455	1,481
02/02/21	1,498	1,488	1,478	1,478		1,474	1,492	1,486	1,456	1,481
03/02/21	1,502	1,489	1,477	1,481		1,474	1,491	1,488	1,457	1,483
04/02/21	1,511	1,491	1,481	1,488		1,478	1,493	1,493	1,458	1,488
05/02/21	1,513	1,494	1,484	1,495		1,482	1,495	1,497	1,462	1,491
06/02/21	1,515	1,497	1,487	1,502		1,487	1,502	1,500	1,465	1,495
07/02/21	1,515	1,498	1,489	1,503		1,487	1,502	1,501	1,466	1,496
08/02/21	1,516	1,499	1,490	1,503		1,488	1,501	1,502	1,467	1,497
09/02/21	1,517	1,504	1,493	1,505		1,493	1,507	1,505	1,471	1,500
10/02/21	1,517	1,506	1,496	1,507		1,494	1,506	1,506	1,474	1,501
11/02/21	1,517	1,506	1,498	1,509		1,495	1,513	1,507	1,477	1,502
12/02/21	1,517	1,506	1,499	1,508		1,496	1,517	1,507	1,479	1,502
13/02/21	1,517	1,507	1,500	1,508		1,496	1,516	1,507	1,481	1,503
14/02/21	1,518	1,507	1,501	1,508		1,496	1,518	1,508	1,482	1,504
15/02/21	1,518	1,507	1,501	1,508		1,496	1,518	1,508	1,482	1,504
16/02/21	1,521	1,508	1,502	1,517		1,500	1,520	1,511	1,485	1,507
17/02/21	1,525	1,514	1,504	1,520		1,507	1,524	1,516	1,487	1,511
18/02/21	1,529	1,516	1,507	1,524		1,513	1,526	1,519	1,490	1,515
19/02/21	1,534	1,521	1,511	1,528		1,517	1,528	1,524	1,493	1,519
20/02/21	1,536	1,525	1,518	1,530		1,521	1,534	1,528	1,498	1,523
21/02/21	1,536	1,525	1,518	1,530		1,521	1,534	1,528	1,498	1,523
22/02/21	1,536	1,525	1,518	1,530		1,521	1,534	1,527	1,498	1,523
23/02/21	1,539	1,527	1,520	1,531		1,524	1,537	1,530	1,501	1,525
24/02/21	1,544	1,529	1,523	1,535		1,531	1,538	1,534	1,503	1,529
25/02/21	1,548	1,533	1,526	1,538		1,532	1,544	1,537	1,506	1,532
26/02/21	1,553	1,539	1,530	1,543		1,539	1,547	1,542	1,509	1,537
27/02/21	1,555	1,542	1,533	1,545		1,541	1,550	1,545	1,513	1,540
28/02/21	1,555	1,543	1,535	1,545		1,541	1,551	1,545	1,514	1,540
01/03/21	1,556	1,543	1,536	1,546		1,541	1,552	1,546	1,515	1,541
02/03/21	1,559	1,544	1,539	1,546		1,543	1,556	1,548	1,517	1,543
03/03/21	1,563	1,545	1,540	1,547		1,543	1,556	1,549	1,519	1,545

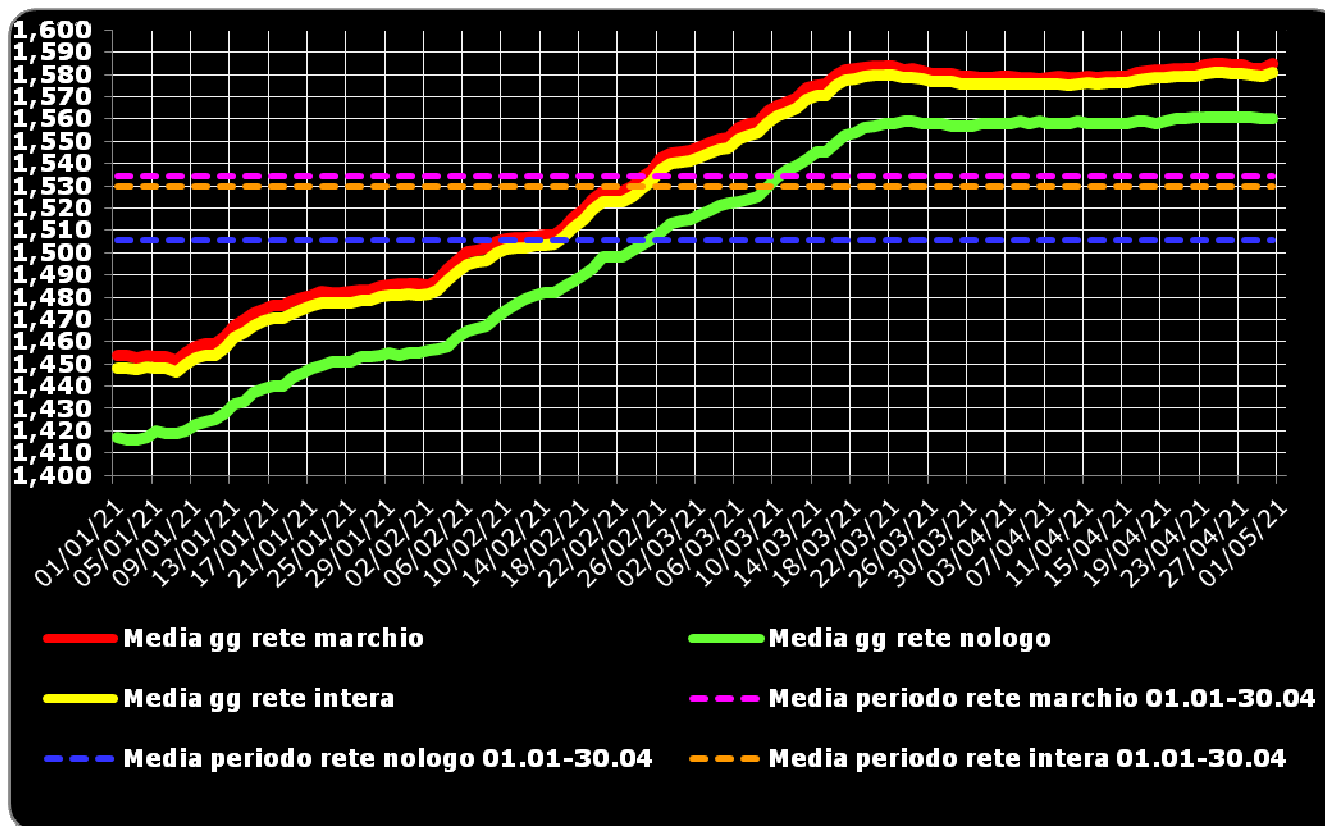
QUOTAZIONI E PREZZI GIORNALIERI – 01.01.2021 – 30.04.2021

Data	AGIP ENI	API IP	ESSO	Q8	EX SHELL	TAMOIL	EX TOTALERG	MEDIA MARCHI	NO-LOGO	MEDIA RETE
04/03/21	1,565	1,546	1,541	1,550		1,545	1,554	1,551	1,521	1,547
05/03/21	1,565	1,548	1,542	1,548		1,545	1,556	1,551	1,522	1,547
06/03/21	1,568	1,553	1,546	1,555		1,551	1,558	1,556	1,523	1,551
07/03/21	1,571	1,555	1,547	1,555		1,552	1,560	1,558	1,524	1,553
08/03/21	1,572	1,555	1,549	1,556		1,552	1,560	1,559	1,525	1,554
09/03/21	1,574	1,561	1,551	1,565		1,560	1,565	1,564	1,530	1,559
10/03/21	1,576	1,563	1,555	1,567		1,562	1,571	1,566	1,534	1,561
11/03/21	1,577	1,565	1,557	1,569		1,563	1,574	1,568	1,537	1,563
12/03/21	1,580	1,565	1,559	1,573		1,563	1,574	1,569	1,539	1,565
13/03/21	1,584	1,571	1,562	1,575		1,571	1,578	1,574	1,542	1,569
14/03/21	1,585	1,572	1,564	1,576		1,571	1,578	1,575	1,545	1,570
15/03/21	1,585	1,573	1,565	1,576		1,572	1,579	1,575	1,545	1,571
16/03/21	1,586	1,579	1,569	1,581		1,577	1,587	1,580	1,549	1,575
17/03/21	1,587	1,582	1,572	1,582		1,581	1,590	1,582	1,553	1,577
18/03/21	1,587	1,584	1,573	1,582		1,582	1,592	1,583	1,554	1,578
19/03/21	1,587	1,585	1,574	1,583		1,583	1,592	1,583	1,556	1,579
20/03/21	1,587	1,586	1,575	1,584		1,583	1,591	1,584	1,557	1,580
21/03/21	1,587	1,586	1,575	1,584		1,584	1,592	1,584	1,558	1,580
22/03/21	1,587	1,586	1,575	1,584		1,584	1,593	1,584	1,558	1,580
23/03/21	1,587	1,582	1,575	1,580		1,583	1,593	1,582	1,559	1,578
24/03/21	1,588	1,581	1,576	1,581		1,583	1,596	1,582	1,559	1,579
25/03/21	1,588	1,580	1,575	1,581		1,581	1,596	1,582	1,558	1,578
26/03/21	1,587	1,578	1,574	1,580		1,581	1,590	1,580	1,558	1,577
27/03/21	1,588	1,578	1,573	1,580		1,581	1,593	1,581	1,558	1,577
28/03/21	1,588	1,578	1,573	1,580		1,581	1,594	1,581	1,557	1,577
29/03/21	1,588	1,578	1,573	1,573		1,581	1,594	1,579	1,557	1,576
30/03/21	1,588	1,577	1,573	1,573		1,582	1,595	1,579	1,557	1,576
31/03/21	1,587	1,577	1,573	1,573		1,582	1,597	1,579	1,558	1,576
01/04/21	1,588	1,577	1,572	1,573		1,582	1,597	1,579	1,558	1,576
02/04/21	1,588	1,577	1,572	1,574		1,582	1,598	1,579	1,558	1,576
03/04/21	1,588	1,577	1,572	1,574		1,583	1,588	1,579	1,558	1,576
04/04/21	1,588	1,576	1,572	1,574		1,583	1,587	1,579	1,559	1,576
05/04/21	1,588	1,576	1,572	1,573		1,583	1,588	1,579	1,558	1,575

QUOTAZIONI E PREZZI GIORNALIERI – 01.01.2021 – 30.04.2021

Data	AGIP ENI	API IP	ESSO	Q8	EX SHELL	TAMOIL	EX TOTALERG	MEDIA MARCHI	NO-LOGO	MEDIA RETE
06/04/21	1,588	1,575	1,572	1,573		1,582	1,592	1,578	1,559	1,575
07/04/21	1,588	1,576	1,572	1,574		1,582	1,598	1,579	1,558	1,576
08/04/21	1,588	1,576	1,573	1,574		1,582	1,597	1,579	1,558	1,576
09/04/21	1,587	1,576	1,572	1,574		1,581	1,596	1,578	1,558	1,575
10/04/21	1,587	1,576	1,572	1,575		1,581	1,599	1,579	1,559	1,576
11/04/21	1,588	1,577	1,572	1,575		1,581	1,599	1,579	1,558	1,576
12/04/21	1,588	1,577	1,572	1,573		1,581	1,599	1,579	1,558	1,576
13/04/21	1,587	1,578	1,572	1,576		1,580	1,598	1,579	1,558	1,576
14/04/21	1,587	1,578	1,572	1,577		1,579	1,597	1,579	1,558	1,576
15/04/21	1,587	1,578	1,572	1,577		1,578	1,596	1,579	1,558	1,576
16/04/21	1,587	1,580	1,572	1,581		1,578	1,597	1,581	1,559	1,578
17/04/21	1,586	1,581	1,573	1,584		1,579	1,594	1,582	1,559	1,578
18/04/21	1,587	1,581	1,573	1,585		1,579	1,593	1,582	1,558	1,578
19/04/21	1,587	1,581	1,573	1,585		1,580	1,594	1,582	1,559	1,579
20/04/21	1,586	1,582	1,574	1,585		1,581	1,594	1,582	1,560	1,579
21/04/21	1,587	1,582	1,574	1,585		1,581	1,591	1,583	1,560	1,579
22/04/21	1,586	1,582	1,574	1,585		1,581	1,594	1,582	1,561	1,579
23/04/21	1,586	1,590	1,574	1,586		1,581	1,600	1,584	1,561	1,581
24/04/21	1,587	1,591	1,574	1,586		1,580	1,601	1,585	1,561	1,581
25/04/21	1,587	1,591	1,574	1,586		1,579	1,600	1,585	1,561	1,581
26/04/21	1,587	1,592	1,574	1,583		1,579	1,600	1,584	1,561	1,580
27/04/21	1,587	1,593	1,574	1,583		1,579	1,601	1,584	1,561	1,581
28/04/21	1,587	1,585	1,574	1,583		1,578	1,594	1,583	1,561	1,580
29/04/21	1,587	1,585	1,574	1,583		1,577	1,602	1,583	1,560	1,579
30/04/21	1,590	1,586	1,574	1,588		1,578	1,594	1,585	1,560	1,581
MEDIA	1,545	1,534	1,525	1,533		1,527	1,543	1,534	1,506	1,530

Grafico prezzi benzina self media rete di marchio, rete no-logo e rete intera - Euro/litro



SEZIONE 2.2 – PREZZI ITALIA: RETE DI MARCHIO SERVITO – MEDIA RETE DI MARCHIO, RETE NO-LOGO E RETE GENERALE – BENZINA – EURO/LITRO

Data	AGIP ENI	API IP	ESSO	Q8	EX SHELL	TAMOIL	EX TOTALERG	MEDIA MARCHI	NO-LOGO	MEDIA RETE
01/01/21	1,666	1,668	1,603	1,627	1,459	1,527	1,542	1,633	1,458	1,598
02/01/21	1,666	1,668	1,604	1,628	1,459	1,528	1,541	1,633	1,459	1,599
03/01/21	1,666	1,669	1,604	1,628	1,459	1,530	1,539	1,634	1,458	1,599
04/01/21	1,665	1,667	1,604	1,625	1,459	1,526	1,545	1,632	1,458	1,598
05/01/21	1,664	1,669	1,605	1,628	1,459	1,527	1,540	1,633	1,462	1,600
06/01/21	1,664	1,667	1,607	1,630	1,459	1,527	1,542	1,633	1,461	1,599
07/01/21	1,662	1,667	1,607	1,628	0,000	1,526	1,539	1,630	1,463	1,597
08/01/21	1,663	1,668	1,608	1,629	1,459	1,530	1,536	1,632	1,465	1,599
09/01/21	1,667	1,668	1,611	1,627	1,459	1,536	1,542	1,635	1,469	1,602
10/01/21	1,667	1,667	1,612	1,628	1,459	1,537	1,543	1,635	1,469	1,603
11/01/21	1,668	1,667	1,612	1,628	1,459	1,537	1,542	1,636	1,471	1,604
12/01/21	1,671	1,668	1,614	1,629	1,459	1,542	1,547	1,638	1,473	1,605
13/01/21	1,676	1,670	1,616	1,628	1,472	1,546	1,552	1,641	1,476	1,609
14/01/21	1,677	1,671	1,618	1,633	1,472	1,552	1,554	1,643	1,478	1,611
15/01/21	1,680	1,674	1,623	1,636	1,482	1,555	1,558	1,647	1,480	1,614
16/01/21	1,683	1,674	1,624	1,639	1,482	1,557	1,555	1,648	1,482	1,615
17/01/21	1,684	1,675	1,626	1,641	1,482	1,557	1,560	1,649	1,482	1,616
18/01/21	1,685	1,676	1,626	1,642	1,482	1,556	1,559	1,650	1,483	1,617
19/01/21	1,686	1,679	1,629	1,645	1,482	1,559	1,557	1,652	1,486	1,619
20/01/21	1,687	1,679	1,632	1,647	1,482	1,561	1,560	1,653	1,488	1,620
21/01/21	1,689	1,680	1,634	1,648	1,482	1,562	1,561	1,655	1,489	1,621
22/01/21	1,689	1,677	1,635	1,651	1,482	1,565	1,566	1,655	1,490	1,622
23/01/21	1,689	1,680	1,636	1,649	1,482	1,566	1,569	1,654	1,493	1,621
24/01/21	1,688	1,681	1,636	1,651	1,482	1,565	1,571	1,654	1,494	1,622
25/01/21	1,689	1,681	1,636	1,651	1,482	1,565	1,574	1,655	1,493	1,622
26/01/21	1,689	1,684	1,635	1,652	1,482	1,568	1,573	1,656	1,494	1,623
27/01/21	1,689	1,688	1,635	1,651	1,482	1,570	1,578	1,658	1,495	1,625
28/01/21	1,689	1,688	1,637	1,653	1,482	1,571	1,579	1,659	1,495	1,626
29/01/21	1,689	1,691	1,641	1,653	1,482	1,571	1,579	1,661	1,497	1,629

QUOTAZIONI E PREZZI GIORNALIERI – 01.01.2021 – 30.04.2021

Data	AGIP ENI	API IP	ESSO	Q8	EX SHELL	TAMOIL	EX TOTALERG	MEDIA MARCHI	NO-LOGO	MEDIA RETE
30/01/21	1,690	1,690	1,642	1,656	1,482	1,571	1,577	1,662	1,497	1,630
31/01/21	1,689	1,691	1,641	1,657	1,482	1,571	1,578	1,662	1,497	1,630
01/02/21	1,690	1,691	1,642	1,657	1,482	1,571	1,573	1,662	1,497	1,630
02/02/21	1,690	1,690	1,643	1,660	1,482	1,569	1,571	1,662	1,499	1,630
03/02/21	1,695	1,686	1,642	1,662	1,482	1,568	1,570	1,662	1,499	1,630
04/02/21	1,702	1,695	1,643	1,661		1,572	1,580	1,668	1,501	1,636
05/02/21	1,706	1,700	1,645	1,663	1,482	1,578	1,575	1,672	1,503	1,638
06/02/21	1,707	1,702	1,648	1,665	1,482	1,582	1,584	1,674	1,507	1,641
07/02/21	1,708	1,703	1,650	1,667	1,482	1,582	1,582	1,675	1,508	1,642
08/02/21	1,708	1,704	1,650	1,667	1,482	1,582	1,581	1,676	1,508	1,643
09/02/21	1,709	1,708	1,652	1,670	1,482	1,587	1,587	1,678	1,512	1,646
10/02/21	1,709	1,712	1,654	1,673	1,482	1,589	1,585	1,680	1,515	1,648
11/02/21	1,709	1,713	1,655	1,676	1,509	1,590	1,593	1,679	1,518	1,646
12/02/21	1,709	1,715	1,657	1,678	1,509	1,589	1,592	1,680	1,519	1,647
13/02/21	1,709	1,713	1,658	1,680	1,509	1,589	1,593	1,680	1,520	1,646
14/02/21	1,710	1,713	1,659	1,679	1,509	1,589	1,593	1,681	1,521	1,647
15/02/21	1,710	1,712	1,660	1,679	1,509	1,589	1,593	1,681	1,522	1,647
16/02/21	1,714	1,712	1,661	1,680	1,509	1,594	1,593	1,683	1,525	1,650
17/02/21	1,718	1,716	1,663	1,686	1,509	1,601	1,604	1,688	1,528	1,656
18/02/21	1,721	1,721	1,666	1,688	1,544	1,605	1,605	1,692	1,530	1,660
19/02/21	1,726	1,725	1,670	1,693	1,544	1,609	1,606	1,697	1,533	1,665
20/02/21	1,728	1,727	1,676	1,695	1,544	1,614	1,607	1,699	1,539	1,668
21/02/21	1,728	1,727	1,676	1,695	1,544	1,614	1,607	1,699	1,539	1,668
22/02/21	1,728	1,727	1,676	1,695	1,544	1,614	1,607	1,700	1,539	1,668
23/02/21	1,731	1,729	1,678	1,698	1,544	1,614	1,607	1,702	1,542	1,671
24/02/21	1,735	1,729	1,681	1,699	1,544	1,619	1,610	1,704	1,544	1,672
25/02/21	1,739	1,730	1,684	1,699		1,621	1,615	1,706	1,547	1,675
26/02/21	1,744	1,736	1,688	1,703	1,544	1,627	1,624	1,712	1,550	1,680
27/02/21	1,746	1,742	1,692	1,707	1,544	1,629	1,623	1,715	1,554	1,684
28/02/21	1,746	1,741	1,694	1,708	1,544	1,630	1,622	1,716	1,555	1,685
01/03/21	1,747	1,742	1,694	1,708	1,544	1,630	1,624	1,716	1,555	1,685
02/03/21	1,750	1,744	1,695	1,712	1,567	1,631	1,628	1,719	1,558	1,688
03/03/21	1,754	1,746	1,698	1,715	1,567	1,632	1,628	1,721	1,559	1,690

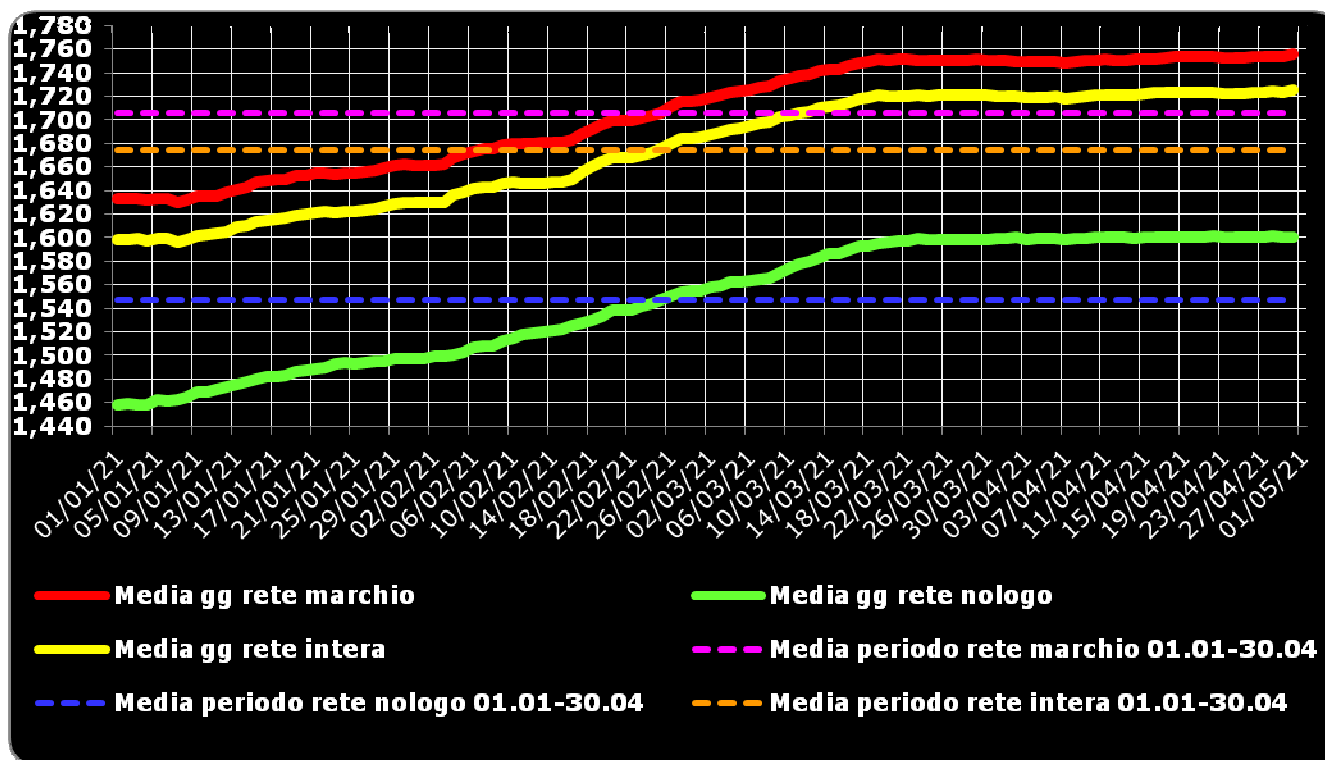
QUOTAZIONI E PREZZI GIORNALIERI – 01.01.2021 – 30.04.2021

Data	AGIP ENI	API IP	ESSO	Q8	EX SHELL	TAMOIL	EX TOTALERG	MEDIA MARCHI	NO-LOGO	MEDIA RETE
04/03/21	1,756	1,748	1,699	1,717	1,567	1,632	1,627	1,723	1,562	1,692
05/03/21	1,757	1,749	1,701	1,718	1,559	1,631	1,626	1,724	1,563	1,693
06/03/21	1,760	1,748	1,704	1,718	1,559	1,636	1,632	1,726	1,564	1,695
07/03/21	1,762	1,751	1,706	1,719	1,559	1,637	1,633	1,728	1,565	1,697
08/03/21	1,764	1,751	1,707	1,720	1,559	1,637	1,634	1,729	1,566	1,698
09/03/21	1,766	1,757	1,709	1,724	1,570	1,646	1,637	1,734	1,570	1,702
10/03/21	1,767	1,760	1,713	1,725	1,570	1,650	1,642	1,735	1,574	1,704
11/03/21	1,769	1,762	1,715	1,727	1,599	1,651	1,645	1,737	1,578	1,706
12/03/21	1,771	1,763	1,717	1,730	1,599	1,652	1,647	1,739	1,580	1,707
13/03/21	1,775	1,766	1,718	1,732	1,599	1,658	1,648	1,742	1,583	1,711
14/03/21	1,775	1,767	1,721	1,733	1,599	1,658	1,649	1,743	1,586	1,712
15/03/21	1,776	1,767	1,722	1,734	1,599	1,659	1,649	1,743	1,586	1,712
16/03/21	1,776	1,772	1,724	1,735	1,599	1,662	1,654	1,746	1,590	1,715
17/03/21	1,777	1,774	1,728	1,737	1,599	1,667	1,661	1,748	1,593	1,718
18/03/21	1,777	1,776	1,730	1,741	1,599	1,668	1,664	1,750	1,593	1,719
19/03/21	1,778	1,780	1,731	1,743	1,599	1,670	1,668	1,752	1,595	1,722
20/03/21	1,777	1,781	1,732	1,745	1,599	1,669	1,670	1,751	1,596	1,720
21/03/21	1,778	1,781	1,732	1,745	1,599	1,669	1,671	1,751	1,597	1,720
22/03/21	1,777	1,780	1,733	1,745	1,599	1,669	1,672	1,751	1,597	1,720
23/03/21	1,779	1,777	1,735	1,744	1,599	1,667	1,668	1,751	1,599	1,721
24/03/21	1,779	1,774	1,734	1,743	1,567	1,668	1,668	1,750	1,598	1,720
25/03/21	1,780	1,775	1,734	1,744	1,567	1,666	1,664	1,751	1,598	1,721
26/03/21	1,780	1,775	1,734	1,745	1,567	1,665	1,662	1,751	1,598	1,722
27/03/21	1,780	1,776	1,734	1,745	1,567	1,666	1,663	1,751	1,598	1,721
28/03/21	1,780	1,777	1,732	1,744	1,567	1,666	1,664	1,751	1,598	1,721
29/03/21	1,780	1,778	1,732	1,745	1,567	1,665	1,665	1,751	1,598	1,721
30/03/21	1,780	1,777	1,731	1,744	1,567	1,666	1,671	1,750	1,598	1,721
31/03/21	1,780	1,775	1,732	1,746	0,000	1,667	1,664	1,750	1,599	1,721
01/04/21	1,780	1,775	1,731	1,746	0,000	1,667	1,664	1,750	1,599	1,721
02/04/21	1,780	1,774	1,731	1,746	1,584	1,668	1,664	1,750	1,600	1,720
03/04/21	1,780	1,772	1,730	1,745	1,584	1,668	1,661	1,749	1,598	1,719
04/04/21	1,779	1,771	1,732	1,746	1,584	1,669	1,657	1,749	1,599	1,719
05/04/21	1,779	1,772	1,733	1,746	1,584	1,669	1,657	1,749	1,599	1,719

QUOTAZIONI E PREZZI GIORNALIERI – 01.01.2021 – 30.04.2021

Data	AGIP ENI	API IP	ESSO	Q8	EX SHELL	TAMOIL	EX TOTALERG	MEDIA MARCHI	NO-LOGO	MEDIA RETE
06/04/21	1,780	1,773	1,734	1,747	1,584	1,668	1,671	1,750	1,599	1,720
07/04/21	1,780	1,767	1,731	1,747	1,584	1,669	1,665	1,748	1,598	1,718
08/04/21	1,779	1,771	1,731	1,747	1,584	1,670	1,660	1,749	1,599	1,719
09/04/21	1,779	1,775	1,731	1,746	1,584	1,669	1,668	1,750	1,599	1,720
10/04/21	1,780	1,776	1,731	1,745	1,584	1,668	1,667	1,751	1,600	1,721
11/04/21	1,781	1,775	1,732	1,745	1,584	1,669	1,665	1,751	1,600	1,722
12/04/21	1,781	1,775	1,731	1,745	1,584	1,668	1,666	1,751	1,600	1,722
13/04/21	1,781	1,776	1,730	1,745	1,584	1,666	1,665	1,751	1,600	1,722
14/04/21	1,781	1,778	1,731	1,746	1,584	1,665	1,669	1,751	1,599	1,722
15/04/21	1,782	1,779	1,732	1,747	1,584	1,663	1,663	1,752	1,600	1,722
16/04/21	1,781	1,780	1,732	1,747	1,580	1,663	1,669	1,752	1,601	1,723
17/04/21	1,780	1,781	1,733	1,750	1,580	1,665	1,669	1,753	1,600	1,723
18/04/21	1,781	1,783	1,734	1,750	1,580	1,664	1,669	1,754	1,600	1,724
19/04/21	1,780	1,782	1,734	1,751	1,580	1,665	1,670	1,753	1,601	1,724
20/04/21	1,780	1,783	1,734	1,752	1,602	1,666	1,674	1,754	1,601	1,724
21/04/21	1,780	1,783	1,733	1,752	1,602	1,667	1,670	1,754	1,601	1,724
22/04/21	1,779	1,784	1,733	1,752	1,602	1,667	1,669	1,754	1,602	1,724
23/04/21	1,779	1,783	1,733	1,752	1,579	1,667	1,662	1,753	1,601	1,723
24/04/21	1,779	1,784	1,732	1,752	1,579	1,666	1,662	1,753	1,601	1,722
25/04/21	1,779	1,784	1,732	1,751	1,579	1,666	1,664	1,753	1,601	1,723
26/04/21	1,780	1,785	1,733	1,750	1,579	1,666	1,663	1,754	1,600	1,723
27/04/21	1,781	1,785	1,733	1,752	1,579	1,666	1,661	1,754	1,601	1,724
28/04/21	1,781	1,785	1,734	1,752	1,579	1,665	1,658	1,754	1,602	1,725
29/04/21	1,780	1,785	1,734	1,751	1,579	1,664	1,665	1,754	1,600	1,723
30/04/21	1,783	1,786	1,734	1,752	1,579	1,668	1,662	1,756	1,600	1,726
MEDIA	1,737	1,734	1,685	1,701	1,499	1,617	1,617	1,706	1,547	1,675

Grafico prezzi benzina servito media rete di marchio, rete no-logo e rete intera - Euro/litro



SEZIONE 2.3 – PREZZI ITALIA: RETE DI MARCHIO SELF – MEDIA RETE DI MARCHIO, RETE NO-LOGO E RETE GENERALE – GASOLIO – EURO/LITRO

Data	AGIP ENI	API IP	ESSO	Q8	EX SHELL	TAMOIL	EX TOTALERG	MEDIA MARCHI	NO-LOGO	MEDIA RETE
01/01/21	1,344	1,330	1,313	1,322		1,312	1,336	1,328	1,289	1,322
02/01/21	1,344	1,330	1,312	1,322		1,312	1,335	1,327	1,288	1,322
03/01/21	1,344	1,329	1,312	1,316		1,312	1,334	1,326	1,288	1,320
04/01/21	1,345	1,330	1,313	1,322		1,311	1,338	1,328	1,289	1,322
05/01/21	1,346	1,331	1,313	1,323		1,311	1,339	1,329	1,292	1,323
06/01/21	1,346	1,331	1,315	1,323		1,311	1,339	1,329	1,292	1,323
07/01/21	1,345	1,331	1,316	1,323		1,311	1,336	1,328	1,293	1,323
08/01/21	1,348	1,333	1,318	1,330		1,313	1,337	1,331	1,292	1,326
09/01/21	1,353	1,334	1,323	1,331		1,317	1,338	1,335	1,295	1,329
10/01/21	1,354	1,335	1,324	1,331		1,318	1,338	1,336	1,297	1,330
11/01/21	1,354	1,335	1,325	1,331		1,317	1,338	1,336	1,297	1,330
12/01/21	1,357	1,337	1,328	1,332		1,320	1,343	1,338	1,300	1,332
13/01/21	1,362	1,340	1,330	1,340		1,322	1,342	1,342	1,303	1,336
14/01/21	1,363	1,344	1,333	1,343		1,327	1,344	1,345	1,304	1,339
15/01/21	1,364	1,346	1,337	1,345		1,332	1,346	1,348	1,309	1,342
16/01/21	1,365	1,347	1,339	1,346		1,335	1,348	1,349	1,310	1,343
17/01/21	1,365	1,349	1,340	1,346		1,335	1,353	1,350	1,310	1,343
18/01/21	1,366	1,350	1,340	1,347		1,335	1,354	1,350	1,310	1,344
19/01/21	1,367	1,352	1,342	1,348		1,338	1,357	1,352	1,314	1,346
20/01/21	1,367	1,353	1,343	1,348		1,340	1,359	1,353	1,315	1,347
21/01/21	1,367	1,354	1,345	1,351		1,341	1,358	1,354	1,317	1,348
22/01/21	1,367	1,356	1,346	1,351		1,342	1,356	1,355	1,317	1,349
23/01/21	1,366	1,357	1,347	1,350		1,343	1,351	1,354	1,319	1,349
24/01/21	1,366	1,356	1,346	1,350		1,343	1,353	1,354	1,320	1,349
25/01/21	1,366	1,356	1,346	1,350		1,343	1,355	1,354	1,320	1,349
26/01/21	1,366	1,359	1,347	1,349		1,344	1,356	1,355	1,322	1,350
27/01/21	1,366	1,360	1,347	1,348		1,344	1,365	1,355	1,322	1,350
28/01/21	1,369	1,363	1,346	1,348		1,345	1,365	1,357	1,322	1,351
29/01/21	1,373	1,362	1,348	1,349		1,347	1,362	1,358	1,323	1,353

QUOTAZIONI E PREZZI GIORNALIERI – 01.01.2021 – 30.04.2021

Data	AGIP ENI	API IP	ESSO	Q8	EX SHELL	TAMOIL	EX TOTALERG	MEDIA MARCHI	NO-LOGO	MEDIA RETE
30/01/21	1,375	1,362	1,349	1,349		1,346	1,361	1,359	1,323	1,354
31/01/21	1,375	1,362	1,349	1,349		1,346	1,360	1,359	1,323	1,354
01/02/21	1,375	1,362	1,350	1,349		1,347	1,360	1,359	1,323	1,354
02/02/21	1,376	1,362	1,350	1,348		1,346	1,366	1,359	1,324	1,354
03/02/21	1,381	1,362	1,350	1,351		1,346	1,364	1,361	1,325	1,356
04/02/21	1,389	1,366	1,354	1,358		1,350	1,367	1,367	1,326	1,361
05/02/21	1,392	1,369	1,358	1,364		1,353	1,368	1,371	1,329	1,364
06/02/21	1,393	1,373	1,360	1,372		1,356	1,377	1,374	1,333	1,368
07/02/21	1,394	1,374	1,362	1,373		1,357	1,375	1,375	1,334	1,369
08/02/21	1,394	1,374	1,363	1,373		1,357	1,374	1,376	1,334	1,369
09/02/21	1,395	1,379	1,366	1,375		1,362	1,377	1,379	1,338	1,372
10/02/21	1,395	1,381	1,369	1,377		1,363	1,375	1,380	1,341	1,374
11/02/21	1,396	1,382	1,371	1,379		1,364	1,385	1,381	1,344	1,375
12/02/21	1,395	1,382	1,373	1,378		1,365	1,389	1,381	1,346	1,375
13/02/21	1,396	1,382	1,374	1,379		1,366	1,390	1,382	1,348	1,376
14/02/21	1,396	1,382	1,374	1,379		1,366	1,392	1,382	1,349	1,376
15/02/21	1,396	1,382	1,375	1,379		1,366	1,392	1,382	1,350	1,377
16/02/21	1,399	1,384	1,376	1,387		1,370	1,394	1,386	1,353	1,380
17/02/21	1,404	1,390	1,378	1,390		1,377	1,404	1,390	1,356	1,385
18/02/21	1,407	1,392	1,381	1,394		1,384	1,405	1,394	1,359	1,389
19/02/21	1,412	1,397	1,386	1,397		1,388	1,408	1,398	1,362	1,393
20/02/21	1,414	1,402	1,392	1,400		1,393	1,406	1,402	1,367	1,397
21/02/21	1,414	1,402	1,392	1,400		1,393	1,406	1,402	1,367	1,397
22/02/21	1,414	1,402	1,392	1,400		1,393	1,406	1,402	1,367	1,397
23/02/21	1,417	1,403	1,395	1,401		1,395	1,410	1,404	1,370	1,399
24/02/21	1,422	1,405	1,397	1,405		1,402	1,411	1,408	1,372	1,402
25/02/21	1,426	1,409	1,400	1,407		1,403	1,417	1,411	1,374	1,405
26/02/21	1,431	1,415	1,404	1,412		1,410	1,420	1,416	1,377	1,410
27/02/21	1,433	1,417	1,407	1,413		1,412	1,422	1,418	1,380	1,412
28/02/21	1,433	1,418	1,409	1,414		1,412	1,423	1,419	1,382	1,413
01/03/21	1,434	1,419	1,410	1,414		1,412	1,424	1,420	1,382	1,414
02/03/21	1,437	1,420	1,412	1,415		1,413	1,428	1,422	1,385	1,416
03/03/21	1,442	1,420	1,413	1,416		1,414	1,429	1,423	1,387	1,418

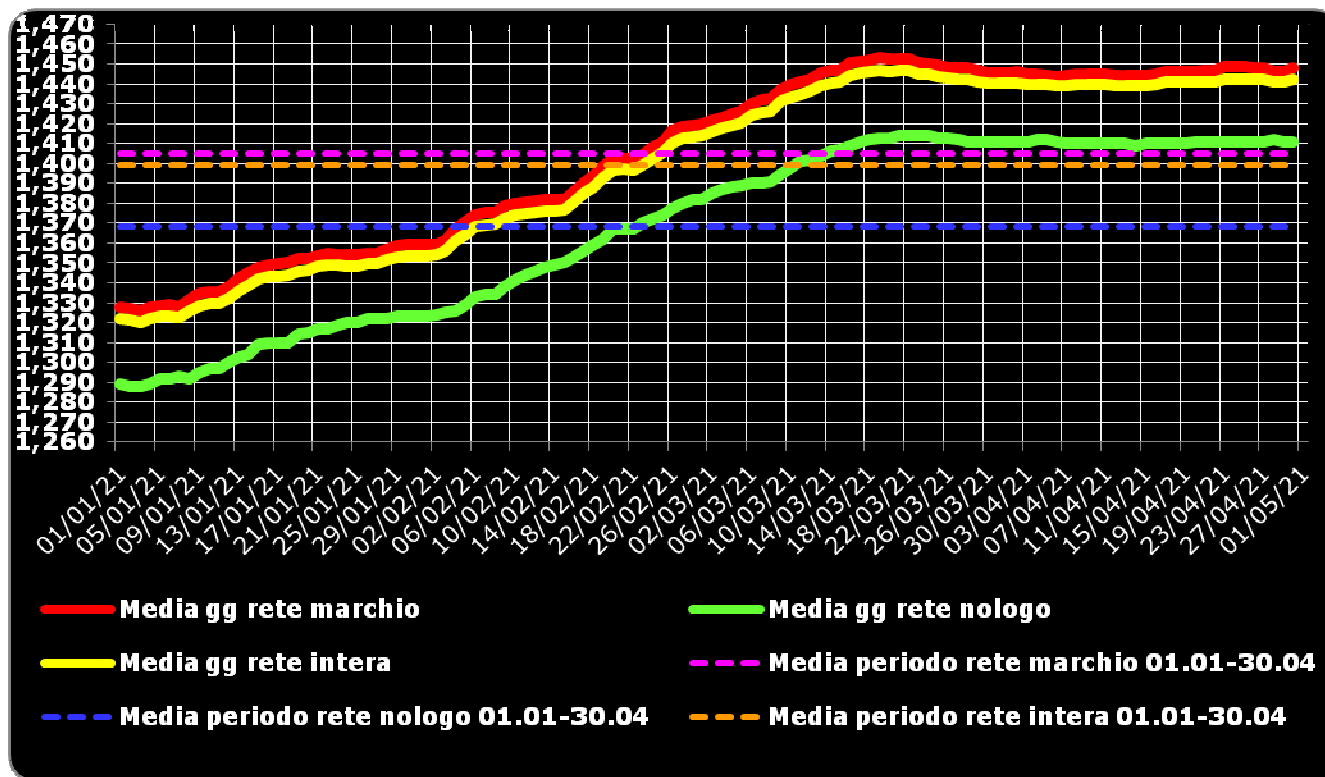
QUOTAZIONI E PREZZI GIORNALIERI – 01.01.2021 – 30.04.2021

Data	AGIP ENI	API IP	ESSO	Q8	EX SHELL	TAMOIL	EX TOTALERG	MEDIA MARCHI	NO-LOGO	MEDIA RETE
04/03/21	1,443	1,421	1,414	1,420		1,415	1,427	1,425	1,388	1,419
05/03/21	1,444	1,423	1,415	1,420		1,415	1,428	1,426	1,389	1,420
06/03/21	1,446	1,428	1,419	1,426		1,421	1,433	1,430	1,390	1,424
07/03/21	1,449	1,430	1,420	1,427		1,421	1,432	1,432	1,390	1,426
08/03/21	1,450	1,430	1,421	1,427		1,421	1,432	1,432	1,391	1,426
09/03/21	1,452	1,436	1,423	1,436		1,429	1,435	1,437	1,395	1,431
10/03/21	1,454	1,438	1,427	1,438		1,431	1,441	1,440	1,398	1,433
11/03/21	1,455	1,440	1,428	1,439		1,432	1,444	1,441	1,401	1,435
12/03/21	1,458	1,440	1,430	1,442		1,432	1,444	1,443	1,402	1,436
13/03/21	1,462	1,445	1,432	1,443		1,433	1,445	1,446	1,404	1,439
14/03/21	1,463	1,446	1,433	1,444		1,434	1,445	1,447	1,406	1,440
15/03/21	1,463	1,447	1,434	1,444		1,434	1,446	1,447	1,407	1,441
16/03/21	1,464	1,453	1,438	1,447		1,436	1,454	1,450	1,409	1,444
17/03/21	1,464	1,455	1,440	1,447		1,437	1,457	1,451	1,411	1,445
18/03/21	1,464	1,456	1,441	1,448		1,438	1,457	1,452	1,412	1,446
19/03/21	1,465	1,458	1,442	1,448		1,438	1,458	1,453	1,413	1,447
20/03/21	1,464	1,458	1,442	1,449		1,438	1,457	1,452	1,413	1,446
21/03/21	1,464	1,458	1,442	1,449		1,438	1,458	1,453	1,414	1,447
22/03/21	1,464	1,458	1,442	1,449		1,438	1,458	1,453	1,414	1,447
23/03/21	1,465	1,453	1,442	1,445		1,436	1,457	1,450	1,414	1,445
24/03/21	1,465	1,451	1,442	1,445		1,436	1,458	1,450	1,414	1,445
25/03/21	1,465	1,450	1,440	1,445		1,435	1,456	1,449	1,413	1,444
26/03/21	1,465	1,447	1,439	1,444		1,436	1,450	1,448	1,413	1,443
27/03/21	1,465	1,446	1,439	1,444		1,436	1,453	1,448	1,412	1,442
28/03/21	1,465	1,447	1,438	1,444		1,436	1,454	1,448	1,411	1,442
29/03/21	1,465	1,447	1,439	1,436		1,436	1,454	1,446	1,411	1,441
30/03/21	1,465	1,445	1,438	1,436		1,437	1,456	1,446	1,411	1,441
31/03/21	1,465	1,445	1,437	1,436		1,437	1,458	1,446	1,411	1,440
01/04/21	1,465	1,445	1,437	1,436		1,437	1,459	1,446	1,411	1,440
02/04/21	1,466	1,445	1,437	1,436		1,436	1,459	1,446	1,411	1,441
03/04/21	1,466	1,443	1,435	1,436		1,436	1,448	1,445	1,411	1,440
04/04/21	1,465	1,443	1,436	1,436		1,436	1,448	1,445	1,412	1,440
05/04/21	1,465	1,443	1,435	1,435		1,436	1,447	1,444	1,412	1,439

QUOTAZIONI E PREZZI GIORNALIERI – 01.01.2021 – 30.04.2021

Data	AGIP ENI	API IP	ESSO	Q8	EX SHELL	TAMOIL	EX TOTALERG	MEDIA MARCHI	NO-LOGO	MEDIA RETE
06/04/21	1,465	1,442	1,436	1,434		1,435	1,451	1,444	1,411	1,439
07/04/21	1,465	1,442	1,436	1,435		1,435	1,458	1,444	1,410	1,439
08/04/21	1,465	1,442	1,436	1,436		1,435	1,457	1,445	1,410	1,439
09/04/21	1,465	1,443	1,436	1,436		1,435	1,457	1,445	1,410	1,440
10/04/21	1,465	1,442	1,435	1,436		1,435	1,458	1,445	1,410	1,439
11/04/21	1,465	1,443	1,435	1,436		1,435	1,459	1,445	1,410	1,440
12/04/21	1,465	1,443	1,435	1,433		1,435	1,459	1,444	1,410	1,439
13/04/21	1,464	1,443	1,434	1,436		1,433	1,454	1,444	1,410	1,439
14/04/21	1,464	1,443	1,434	1,437		1,432	1,454	1,444	1,409	1,439
15/04/21	1,462	1,444	1,434	1,438		1,432	1,453	1,444	1,410	1,439
16/04/21	1,461	1,446	1,434	1,441		1,431	1,456	1,445	1,410	1,440
17/04/21	1,461	1,447	1,434	1,445		1,432	1,453	1,446	1,410	1,441
18/04/21	1,461	1,447	1,435	1,445		1,432	1,452	1,446	1,410	1,441
19/04/21	1,461	1,447	1,435	1,444		1,433	1,453	1,446	1,410	1,441
20/04/21	1,460	1,448	1,435	1,444		1,434	1,455	1,446	1,411	1,441
21/04/21	1,460	1,448	1,436	1,444		1,434	1,449	1,447	1,411	1,441
22/04/21	1,460	1,448	1,436	1,444		1,434	1,450	1,446	1,411	1,441
23/04/21	1,460	1,458	1,436	1,445		1,434	1,457	1,449	1,411	1,443
24/04/21	1,460	1,457	1,436	1,445		1,433	1,458	1,448	1,411	1,442
25/04/21	1,460	1,458	1,436	1,445		1,433	1,457	1,449	1,411	1,442
26/04/21	1,461	1,458	1,436	1,441		1,433	1,457	1,448	1,411	1,442
27/04/21	1,461	1,459	1,436	1,441		1,433	1,459	1,448	1,411	1,442
28/04/21	1,461	1,448	1,436	1,441		1,432	1,452	1,446	1,412	1,441
29/04/21	1,460	1,449	1,435	1,442		1,431	1,464	1,446	1,411	1,441
30/04/21	1,463	1,449	1,435	1,447		1,431	1,453	1,448	1,411	1,442
MEDIA	1,421	1,406	1,394	1,400		1,392	1,410	1,405	1,368	1,399

Grafico prezzi gasolio self media rete di marchio, rete no-logo e rete intera - Euro/litro



SEZIONE 2.4 – PREZZI ITALIA: RETE DI MARCHIO SERVITO – MEDIA RETE DI MARCHIO, RETE NO-LOGO E RETE GENERALE – GASOLIO – EURO/LITRO

Data	AGIP ENI	API IP	ESSO	Q8	EX SHELL	TAMOIL	EX TOTALERG	MEDIA MARCHI	NO- LOGO	MEDIA RETE
01/01/21	1,539	1,556	1,477	1,513	1,269	1,416	1,420	1,513	1,331	1,477
02/01/21	1,539	1,556	1,478	1,513	1,269	1,416	1,419	1,513	1,331	1,477
03/01/21	1,539	1,557	1,478	1,512	1,269	1,415	1,417	1,513	1,330	1,477
04/01/21	1,539	1,556	1,478	1,511	1,269	1,415	1,423	1,513	1,331	1,477
05/01/21	1,540	1,557	1,479	1,514	1,269	1,417	1,419	1,514	1,335	1,479
06/01/21	1,541	1,555	1,481	1,515	1,269	1,418	1,424	1,514	1,334	1,479
07/01/21	1,540	1,556	1,482	1,512	0,000	1,416	1,423	1,512	1,337	1,477
08/01/21	1,543	1,557	1,484	1,515	1,316	1,418	1,420	1,515	1,338	1,480
09/01/21	1,547	1,557	1,488	1,514	1,316	1,422	1,424	1,518	1,342	1,483
10/01/21	1,548	1,556	1,489	1,514	1,316	1,423	1,425	1,519	1,343	1,484
11/01/21	1,548	1,556	1,490	1,514	1,316	1,423	1,423	1,519	1,343	1,484
12/01/21	1,552	1,557	1,491	1,515	1,316	1,425	1,428	1,521	1,346	1,486
13/01/21	1,557	1,559	1,493	1,516	1,316	1,429	1,430	1,524	1,349	1,490
14/01/21	1,558	1,560	1,495	1,520	1,316	1,433	1,431	1,526	1,349	1,491
15/01/21	1,559	1,563	1,500	1,522	1,346	1,436	1,436	1,529	1,351	1,494
16/01/21	1,559	1,564	1,501	1,525	1,346	1,438	1,433	1,530	1,353	1,494
17/01/21	1,559	1,565	1,502	1,525	1,346	1,437	1,438	1,530	1,353	1,494
18/01/21	1,560	1,565	1,502	1,527	1,346	1,437	1,436	1,530	1,353	1,495
19/01/21	1,560	1,567	1,505	1,529	1,346	1,440	1,434	1,532	1,356	1,497
20/01/21	1,560	1,567	1,507	1,531	1,346	1,442	1,436	1,532	1,357	1,497
21/01/21	1,561	1,569	1,510	1,532	1,346	1,443	1,436	1,534	1,359	1,499
22/01/21	1,561	1,566	1,510	1,535	1,346	1,446	1,439	1,534	1,359	1,499
23/01/21	1,561	1,568	1,511	1,533	1,346	1,445	1,441	1,533	1,362	1,498
24/01/21	1,560	1,569	1,510	1,533	1,346	1,444	1,444	1,533	1,363	1,499
25/01/21	1,561	1,569	1,511	1,533	1,346	1,444	1,446	1,534	1,363	1,499
26/01/21	1,561	1,572	1,509	1,533	1,346	1,447	1,443	1,534	1,365	1,500
27/01/21	1,560	1,576	1,509	1,533	1,346	1,448	1,449	1,536	1,365	1,501
28/01/21	1,562	1,576	1,511	1,536	1,346	1,449	1,451	1,538	1,363	1,503
29/01/21	1,567	1,579	1,515	1,534	1,346	1,450	1,451	1,541	1,366	1,507

QUOTAZIONI E PREZZI GIORNALIERI – 01.01.2021 – 30.04.2021

Data	AGIP ENI	API IP	ESSO	Q8	EX SHELL	TAMOIL	EX TOTALERG	MEDIA MARCHI	NO-LOGO	MEDIA RETE
30/01/21	1,568	1,578	1,516	1,538	1,346	1,449	1,449	1,542	1,365	1,508
31/01/21	1,568	1,579	1,516	1,539	1,346	1,449	1,450	1,542	1,365	1,508
01/02/21	1,569	1,579	1,517	1,537	1,346	1,449	1,445	1,542	1,366	1,508
02/02/21	1,570	1,578	1,518	1,540	1,346	1,448	1,445	1,543	1,367	1,508
03/02/21	1,575	1,574	1,517	1,544	1,346	1,446	1,444	1,543	1,368	1,509
04/02/21	1,582	1,584	1,519	1,542		1,450	1,456	1,549	1,370	1,515
05/02/21	1,586	1,590	1,522	1,544	1,350	1,456	1,451	1,553	1,372	1,517
06/02/21	1,587	1,592	1,524	1,547	1,350	1,459	1,460	1,555	1,375	1,520
07/02/21	1,588	1,593	1,526	1,549	1,350	1,459	1,457	1,557	1,376	1,521
08/02/21	1,588	1,593	1,527	1,549	1,350	1,459	1,455	1,557	1,376	1,522
09/02/21	1,589	1,597	1,529	1,551	1,350	1,464	1,461	1,560	1,379	1,524
10/02/21	1,590	1,602	1,531	1,555	1,350	1,466	1,457	1,562	1,382	1,527
11/02/21	1,589	1,603	1,532	1,558	1,350	1,467	1,468	1,561	1,385	1,525
12/02/21	1,589	1,604	1,534	1,561	1,350	1,466	1,466	1,562	1,386	1,525
13/02/21	1,589	1,601	1,535	1,562	1,350	1,467	1,467	1,562	1,388	1,525
14/02/21	1,589	1,601	1,537	1,562	1,350	1,467	1,468	1,562	1,389	1,525
15/02/21	1,590	1,601	1,537	1,562	1,350	1,467	1,468	1,562	1,389	1,526
16/02/21	1,593	1,601	1,538	1,563	1,350	1,472	1,469	1,564	1,393	1,529
17/02/21	1,598	1,606	1,540	1,570	1,350	1,480	1,481	1,570	1,397	1,535
18/02/21	1,600	1,611	1,543	1,571	1,389	1,483	1,481	1,574	1,399	1,539
19/02/21	1,605	1,615	1,547	1,576	1,389	1,487	1,483	1,578	1,402	1,544
20/02/21	1,608	1,618	1,554	1,578	1,389	1,492	1,483	1,582	1,408	1,547
21/02/21	1,608	1,618	1,554	1,578	1,389	1,492	1,483	1,582	1,408	1,548
22/02/21	1,608	1,618	1,554	1,578	1,389	1,492	1,483	1,582	1,408	1,548
23/02/21	1,611	1,620	1,556	1,581	1,389	1,492	1,483	1,584	1,411	1,550
24/02/21	1,615	1,619	1,559	1,581	1,389	1,498	1,486	1,586	1,413	1,552
25/02/21	1,618	1,620	1,562	1,581		1,500	1,492	1,588	1,417	1,555
26/02/21	1,624	1,625	1,565	1,585	1,389	1,505	1,499	1,593	1,419	1,559
27/02/21	1,626	1,631	1,569	1,588	1,389	1,507	1,499	1,597	1,421	1,563
28/02/21	1,627	1,630	1,571	1,589	1,389	1,508	1,498	1,598	1,422	1,564
01/03/21	1,627	1,631	1,571	1,590	1,389	1,508	1,500	1,598	1,423	1,564
02/03/21	1,630	1,632	1,572	1,595	1,424	1,509	1,505	1,600	1,426	1,566
03/03/21	1,635	1,635	1,575	1,597	1,424	1,509	1,506	1,603	1,427	1,569

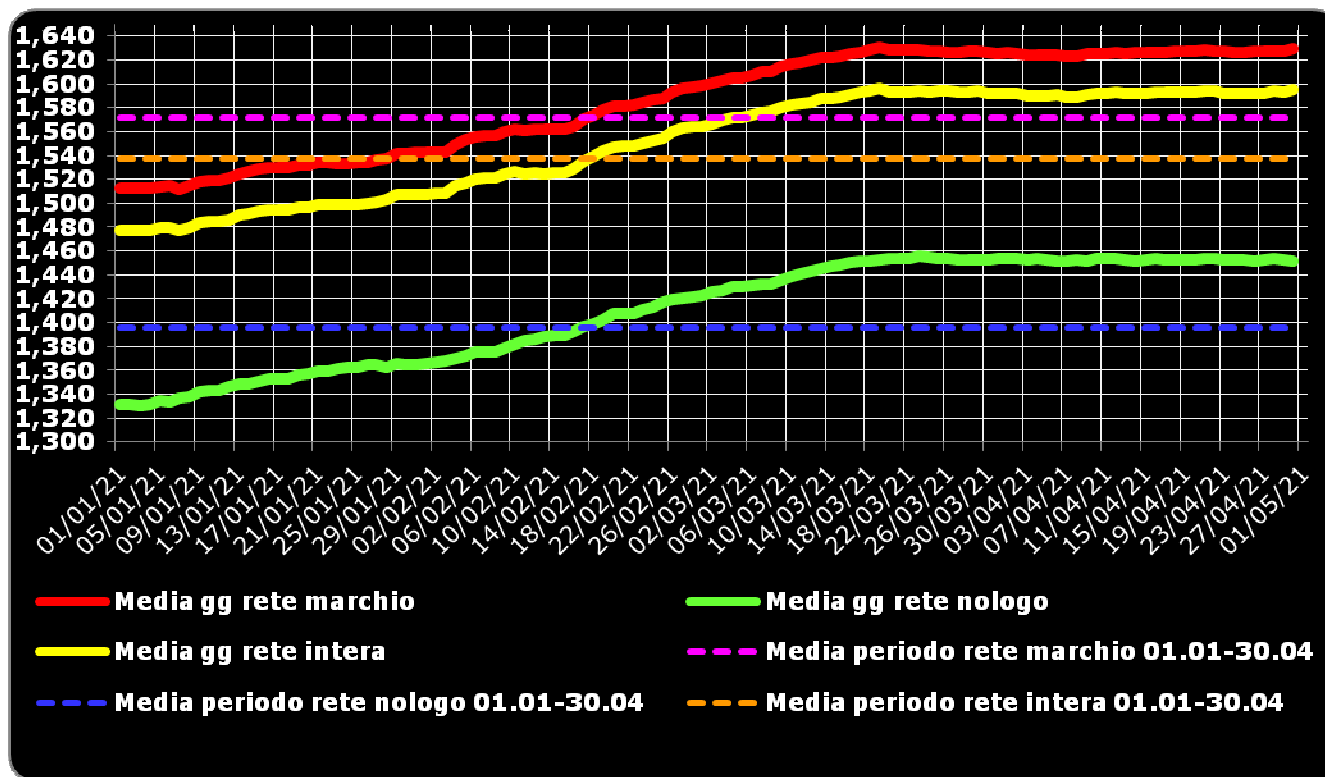
QUOTAZIONI E PREZZI GIORNALIERI – 01.01.2021 – 30.04.2021

Data	AGIP ENI	API IP	ESSO	Q8	EX SHELL	TAMOIL	EX TOTALERG	MEDIA MARCHI	NO-LOGO	MEDIA RETE
04/03/21	1,637	1,637	1,576	1,598	1,424	1,510	1,505	1,605	1,430	1,571
05/03/21	1,637	1,638	1,577	1,600	1,410	1,509	1,504	1,605	1,430	1,572
06/03/21	1,640	1,637	1,581	1,599	1,410	1,514	1,508	1,607	1,431	1,574
07/03/21	1,642	1,640	1,583	1,601	1,410	1,515	1,509	1,610	1,432	1,576
08/03/21	1,644	1,640	1,584	1,602	1,410	1,515	1,511	1,611	1,432	1,577
09/03/21	1,646	1,646	1,586	1,606	1,399	1,524	1,511	1,615	1,435	1,581
10/03/21	1,647	1,649	1,589	1,607	1,399	1,527	1,516	1,617	1,439	1,582
11/03/21	1,648	1,651	1,591	1,610	1,409	1,528	1,518	1,618	1,441	1,583
12/03/21	1,651	1,652	1,591	1,613	1,409	1,529	1,519	1,620	1,443	1,585
13/03/21	1,655	1,653	1,593	1,614	1,409	1,531	1,519	1,622	1,445	1,587
14/03/21	1,655	1,654	1,595	1,615	1,409	1,531	1,520	1,622	1,447	1,588
15/03/21	1,656	1,654	1,596	1,615	1,409	1,531	1,520	1,623	1,448	1,588
16/03/21	1,656	1,658	1,598	1,617	1,432	1,533	1,526	1,625	1,450	1,590
17/03/21	1,657	1,660	1,600	1,618	1,432	1,535	1,532	1,627	1,452	1,593
18/03/21	1,657	1,662	1,602	1,622	1,432	1,535	1,533	1,628	1,452	1,594
19/03/21	1,658	1,666	1,603	1,623	1,432	1,536	1,539	1,630	1,453	1,596
20/03/21	1,656	1,666	1,604	1,626	1,432	1,535	1,541	1,629	1,454	1,593
21/03/21	1,657	1,666	1,604	1,625	1,432	1,534	1,541	1,629	1,454	1,594
22/03/21	1,657	1,665	1,605	1,624	1,432	1,534	1,543	1,629	1,454	1,593
23/03/21	1,659	1,662	1,606	1,621	1,432	1,532	1,537	1,628	1,456	1,594
24/03/21	1,659	1,659	1,604	1,620	1,407	1,533	1,536	1,627	1,455	1,594
25/03/21	1,659	1,659	1,604	1,620	1,407	1,532	1,531	1,627	1,454	1,594
26/03/21	1,659	1,659	1,604	1,620	1,407	1,530	1,528	1,627	1,454	1,594
27/03/21	1,659	1,659	1,604	1,619	1,407	1,531	1,529	1,627	1,453	1,593
28/03/21	1,659	1,661	1,602	1,618	1,407	1,532	1,530	1,627	1,453	1,593
29/03/21	1,660	1,661	1,603	1,619	1,407	1,531	1,532	1,628	1,453	1,594
30/03/21	1,659	1,660	1,601	1,617	1,407	1,532	1,538	1,626	1,453	1,592
31/03/21	1,659	1,658	1,601	1,618		1,533	1,532	1,625	1,454	1,592
01/04/21	1,660	1,657	1,601	1,619		1,533	1,533	1,626	1,454	1,592
02/04/21	1,660	1,656	1,601	1,620	1,415	1,533	1,531	1,625	1,454	1,592
03/04/21	1,659	1,653	1,599	1,618	1,415	1,533	1,527	1,624	1,453	1,590
04/04/21	1,659	1,652	1,601	1,619	1,415	1,533	1,524	1,624	1,454	1,590
05/04/21	1,659	1,652	1,601	1,619	1,415	1,534	1,521	1,624	1,453	1,590

QUOTAZIONI E PREZZI GIORNALIERI – 01.01.2021 – 30.04.2021

Data	AGIP ENI	API IP	ESSO	Q8	EX SHELL	TAMOIL	EX TOTALERG	MEDIA MARCHI	NO-LOGO	MEDIA RETE
06/04/21	1,659	1,654	1,603	1,619	1,415	1,532	1,535	1,624	1,452	1,590
07/04/21	1,659	1,648	1,600	1,619	1,415	1,533	1,530	1,623	1,452	1,589
08/04/21	1,658	1,651	1,599	1,618	1,415	1,534	1,524	1,623	1,453	1,589
09/04/21	1,658	1,657	1,599	1,617	1,407	1,534	1,536	1,625	1,452	1,591
10/04/21	1,659	1,659	1,599	1,615	1,407	1,534	1,534	1,626	1,454	1,592
11/04/21	1,659	1,657	1,600	1,616	1,407	1,534	1,532	1,626	1,454	1,592
12/04/21	1,660	1,658	1,599	1,616	1,407	1,533	1,532	1,626	1,454	1,593
13/04/21	1,660	1,658	1,598	1,616	1,407	1,531	1,528	1,626	1,453	1,592
14/04/21	1,660	1,660	1,598	1,618	1,407	1,530	1,532	1,626	1,452	1,592
15/04/21	1,659	1,662	1,598	1,619	1,407	1,528	1,526	1,626	1,453	1,592
16/04/21	1,658	1,663	1,598	1,618	1,399	1,528	1,534	1,626	1,454	1,593
17/04/21	1,657	1,662	1,600	1,621	1,399	1,530	1,533	1,626	1,453	1,593
18/04/21	1,657	1,665	1,600	1,621	1,399	1,529	1,533	1,627	1,453	1,593
19/04/21	1,657	1,665	1,601	1,621	1,399	1,529	1,534	1,627	1,453	1,594
20/04/21	1,656	1,666	1,601	1,622	1,403	1,531	1,539	1,628	1,453	1,593
21/04/21	1,657	1,666	1,600	1,623	1,403	1,532	1,534	1,628	1,454	1,594
22/04/21	1,656	1,666	1,600	1,623	1,403	1,533	1,531	1,628	1,454	1,594
23/04/21	1,656	1,665	1,601	1,624	1,403	1,531	1,523	1,627	1,453	1,592
24/04/21	1,656	1,665	1,599	1,623	1,403	1,531	1,523	1,627	1,453	1,592
25/04/21	1,655	1,665	1,599	1,622	1,403	1,531	1,524	1,626	1,453	1,592
26/04/21	1,656	1,666	1,600	1,622	1,403	1,531	1,523	1,627	1,452	1,592
27/04/21	1,657	1,665	1,600	1,623	1,403	1,531	1,524	1,627	1,453	1,592
28/04/21	1,657	1,665	1,601	1,625	1,403	1,530	1,519	1,627	1,454	1,594
29/04/21	1,656	1,665	1,601	1,623	1,403	1,528	1,531	1,627	1,453	1,593
30/04/21	1,659	1,667	1,601	1,624	1,403	1,533	1,528	1,629	1,452	1,595
MEDIA	1,601	1,607	1,544	1,567	1,352	1,478	1,476	1,572	1,396	1,537

Grafico prezzi gasolio servito media rete di marchio, rete no-logo e rete intera - Euro/litro



SEZIONE 3 – PREZZI ITALIA: EXTRARETE – BENZINA E GASOLIO – €/LITRO

Data	BENZINA				GASOLIO			
	NORD	CENTRO	SUD	MEDIA ITALIA	NORD	CENTRO	SUD	MEDIA ITALIA
01/01/21	1,301	1,305	1,308	1,305	1,186	1,194	1,197	1,193
02/01/21	1,301	1,305	1,308	1,305	1,186	1,194	1,197	1,193
03/01/21	1,301	1,305	1,308	1,305	1,186	1,194	1,197	1,193
04/01/21	1,301	1,305	1,308	1,305	1,186	1,194	1,197	1,193
05/01/21	1,307	1,306	1,311	1,308	1,185	1,188	1,194	1,189
06/01/21	1,307	1,306	1,311	1,308	1,185	1,188	1,194	1,189
07/01/21	1,312	1,316	1,315	1,314	1,189	1,196	1,197	1,194
08/01/21	1,324	1,328	1,327	1,327	1,191	1,197	1,198	1,195
09/01/21	1,324	1,328	1,327	1,327	1,191	1,197	1,198	1,195
10/01/21	1,324	1,328	1,327	1,327	1,191	1,197	1,198	1,195
11/01/21	1,324	1,328	1,327	1,327	1,191	1,197	1,198	1,195
12/01/21	1,339	1,341	1,346	1,342	1,204	1,210	1,215	1,210
13/01/21	1,341	1,343	1,348	1,344	1,207	1,214	1,218	1,213
14/01/21	1,351	1,354	1,360	1,355	1,217	1,223	1,225	1,222
15/01/21	1,349	1,352	1,358	1,353	1,218	1,222	1,225	1,222
16/01/21	1,349	1,352	1,358	1,353	1,218	1,222	1,225	1,222
17/01/21	1,349	1,352	1,358	1,353	1,218	1,222	1,225	1,222
18/01/21	1,349	1,352	1,358	1,353	1,218	1,222	1,225	1,222
19/01/21	1,347	1,348	1,352	1,349	1,211	1,217	1,221	1,216
20/01/21	1,350	1,351	1,354	1,352	1,215	1,221	1,225	1,220
21/01/21	1,352	1,351	1,363	1,355	1,216	1,219	1,226	1,221
22/01/21	1,357	1,360	1,368	1,362	1,218	1,221	1,227	1,222
23/01/21	1,357	1,360	1,368	1,362	1,218	1,221	1,227	1,222
24/01/21	1,357	1,360	1,368	1,362	1,218	1,221	1,227	1,222
25/01/21	1,357	1,360	1,368	1,362	1,218	1,221	1,227	1,222
26/01/21	1,349	1,351	1,360	1,353	1,208	1,213	1,221	1,214
27/01/21	1,352	1,351	1,363	1,355	1,218	1,222	1,228	1,223
28/01/21	1,350	1,351	1,359	1,353	1,211	1,217	1,224	1,218
29/01/21	1,351	1,352	1,360	1,355	1,217	1,222	1,230	1,223

QUOTAZIONI E PREZZI GIORNALIERI – 01.01.2021 – 30.04.2021

Data	BENZINA				GASOLIO			
	NORD	CENTRO	SUD	MEDIA ITALIA	NORD	CENTRO	SUD	MEDIA ITALIA
30/01/21	1,351	1,352	1,360	1,355	1,217	1,222	1,230	1,223
31/01/21	1,351	1,352	1,360	1,355	1,217	1,222	1,230	1,223
01/02/21	1,351	1,352	1,360	1,355	1,217	1,222	1,230	1,223
02/02/21	1,352	1,357	1,360	1,356	1,213	1,218	1,225	1,219
03/02/21	1,356	1,360	1,365	1,361	1,219	1,224	1,232	1,225
04/02/21	1,368	1,373	1,381	1,374	1,235	1,240	1,246	1,240
05/02/21	1,378	1,382	1,390	1,383	1,241	1,245	1,252	1,246
06/02/21	1,378	1,382	1,390	1,383	1,241	1,245	1,252	1,246
07/02/21	1,378	1,382	1,390	1,383	1,241	1,245	1,252	1,246
08/02/21	1,378	1,382	1,390	1,383	1,241	1,245	1,252	1,246
09/02/21	1,388	1,390	1,398	1,392	1,250	1,254	1,262	1,255
10/02/21	1,387	1,388	1,396	1,390	1,254	1,258	1,266	1,259
11/02/21	1,385	1,387	1,396	1,389	1,255	1,258	1,267	1,260
12/02/21	1,386	1,387	1,396	1,389	1,259	1,262	1,269	1,264
13/02/21	1,386	1,387	1,396	1,389	1,259	1,262	1,269	1,264
14/02/21	1,386	1,387	1,396	1,389	1,259	1,262	1,269	1,264
15/02/21	1,386	1,387	1,396	1,389	1,259	1,262	1,269	1,264
16/02/21	1,392	1,394	1,404	1,397	1,257	1,266	1,273	1,265
17/02/21	1,406	1,408	1,419	1,411	1,272	1,278	1,285	1,278
18/02/21	1,403	1,405	1,412	1,407	1,268	1,274	1,280	1,274
19/02/21	1,412	1,415	1,421	1,416	1,275	1,280	1,285	1,280
20/02/21	1,412	1,415	1,421	1,416	1,275	1,280	1,285	1,280
21/02/21	1,412	1,415	1,421	1,416	1,275	1,280	1,285	1,280
22/02/21	1,412	1,415	1,421	1,416	1,275	1,280	1,285	1,280
23/02/21	1,412	1,413	1,419	1,415	1,272	1,279	1,285	1,279
24/02/21	1,415	1,416	1,421	1,418	1,275	1,281	1,287	1,281
25/02/21	1,421	1,422	1,431	1,425	1,280	1,286	1,293	1,286
26/02/21	1,431	1,430	1,441	1,434	1,288	1,293	1,300	1,294
27/02/21	1,431	1,430	1,441	1,434	1,288	1,293	1,300	1,294
28/02/21	1,431	1,430	1,441	1,434	1,288	1,293	1,300	1,294
01/03/21	1,431	1,430	1,441	1,434	1,288	1,293	1,300	1,294
02/03/21	1,431	1,432	1,440	1,435	1,282	1,288	1,295	1,288

QUOTAZIONI E PREZZI GIORNALIERI – 01.01.2021 – 30.04.2021

Data	BENZINA				GASOLIO			
	NORD	CENTRO	SUD	MEDIA ITALIA	NORD	CENTRO	SUD	MEDIA ITALIA
03/03/21	1,431	1,432	1,440	1,435	1,280	1,286	1,294	1,287
04/03/21	1,425	1,428	1,436	1,430	1,274	1,280	1,288	1,281
05/03/21	1,427	1,430	1,438	1,432	1,276	1,281	1,290	1,282
06/03/21	1,427	1,430	1,438	1,432	1,276	1,281	1,290	1,282
07/03/21	1,427	1,430	1,438	1,432	1,276	1,281	1,290	1,282
08/03/21	1,427	1,430	1,438	1,432	1,276	1,281	1,290	1,282
09/03/21	1,451	1,453	1,466	1,456	1,305	1,308	1,317	1,310
10/03/21	1,455	1,458	1,471	1,461	1,307	1,310	1,319	1,312
11/03/21	1,452	1,452	1,466	1,457	1,296	1,302	1,307	1,302
12/03/21	1,454	1,454	1,468	1,459	1,291	1,297	1,302	1,297
13/03/21	1,454	1,454	1,468	1,459	1,291	1,297	1,302	1,297
14/03/21	1,454	1,454	1,468	1,459	1,291	1,297	1,302	1,297
15/03/21	1,454	1,454	1,468	1,459	1,291	1,297	1,302	1,297
16/03/21	1,476	1,474	1,485	1,478	1,308	1,312	1,318	1,313
17/03/21	1,471	1,470	1,480	1,474	1,302	1,304	1,311	1,306
18/03/21	1,463	1,463	1,474	1,467	1,296	1,299	1,307	1,301
19/03/21	1,458	1,459	1,469	1,462	1,291	1,294	1,304	1,296
20/03/21	1,458	1,459	1,469	1,462	1,291	1,294	1,304	1,296
21/03/21	1,458	1,459	1,469	1,462	1,291	1,294	1,304	1,296
22/03/21	1,458	1,459	1,469	1,462	1,291	1,294	1,304	1,296
23/03/21	1,435	1,441	1,451	1,442	1,275	1,280	1,289	1,281
24/03/21	1,437	1,442	1,452	1,443	1,276	1,282	1,290	1,282
25/03/21	1,430	1,437	1,443	1,437	1,265	1,269	1,279	1,271
26/03/21	1,451	1,457	1,463	1,457	1,277	1,280	1,291	1,283
27/03/21	1,451	1,457	1,463	1,457	1,277	1,280	1,291	1,283
28/03/21	1,451	1,457	1,463	1,457	1,277	1,280	1,291	1,283
29/03/21	1,451	1,457	1,463	1,457	1,277	1,280	1,291	1,283
30/03/21	1,452	1,454	1,466	1,457	1,285	1,289	1,298	1,291
31/03/21	1,455	1,457	1,468	1,460	1,279	1,283	1,292	1,285
01/04/21	1,454	1,460	1,466	1,460	1,277	1,283	1,288	1,283
02/04/21	1,459	1,465	1,471	1,465	1,276	1,280	1,286	1,280
03/04/21	1,459	1,465	1,471	1,465	1,276	1,280	1,286	1,280

QUOTAZIONI E PREZZI GIORNALIERI – 01.01.2021 – 30.04.2021

Data	BENZINA				GASOLIO			
	NORD	CENTRO	SUD	MEDIA ITALIA	NORD	CENTRO	SUD	MEDIA ITALIA
04/04/21	1,459	1,465	1,471	1,465	1,276	1,280	1,286	1,280
05/04/21	1,459	1,465	1,471	1,465	1,276	1,280	1,286	1,280
06/04/21	1,451	1,455	1,463	1,456	1,270	1,274	1,283	1,276
07/04/21	1,451	1,457	1,463	1,457	1,270	1,274	1,283	1,276
08/04/21	1,451	1,452	1,461	1,455	1,271	1,277	1,284	1,277
09/04/21	1,434	1,437	1,445	1,439	1,261	1,266	1,273	1,267
10/04/21	1,434	1,437	1,445	1,439	1,261	1,266	1,273	1,267
11/04/21	1,434	1,437	1,445	1,439	1,261	1,266	1,273	1,267
12/04/21	1,434	1,437	1,445	1,439	1,261	1,266	1,273	1,267
13/04/21	1,441	1,443	1,454	1,446	1,268	1,272	1,281	1,274
14/04/21	1,443	1,448	1,457	1,449	1,274	1,278	1,286	1,279
15/04/21	1,448	1,452	1,461	1,454	1,273	1,278	1,287	1,279
16/04/21	1,455	1,460	1,469	1,461	1,286	1,290	1,299	1,292
17/04/21	1,455	1,460	1,469	1,461	1,286	1,290	1,299	1,292
18/04/21	1,455	1,460	1,469	1,461	1,286	1,290	1,299	1,292
19/04/21	1,455	1,460	1,469	1,461	1,286	1,290	1,299	1,292
20/04/21	1,454	1,456	1,466	1,459	1,285	1,290	1,297	1,291
21/04/21	1,453	1,456	1,465	1,458	1,281	1,287	1,293	1,287
22/04/21	1,443	1,444	1,454	1,447	1,274	1,279	1,286	1,280
23/04/21	1,444	1,446	1,455	1,448	1,279	1,283	1,290	1,284
24/04/21	1,444	1,446	1,455	1,448	1,279	1,283	1,290	1,284
25/04/21	1,444	1,446	1,455	1,448	1,279	1,283	1,290	1,284
26/04/21	1,444	1,446	1,455	1,448	1,279	1,283	1,290	1,284
27/04/21	1,443	1,445	1,454	1,448	1,277	1,282	1,290	1,283
28/04/21	1,438	1,441	1,449	1,443	1,274	1,279	1,287	1,280
29/04/21	1,440	1,444	1,452	1,445	1,277	1,283	1,293	1,285
30/04/21	1,455	1,459	1,466	1,460	1,291	1,296	1,306	1,298
MEDIA	1,406	1,409	1,417	1,411	1,256	1,261	1,268	1,262

Grafico prezzi benzina extrarete per aree - Euro/litro

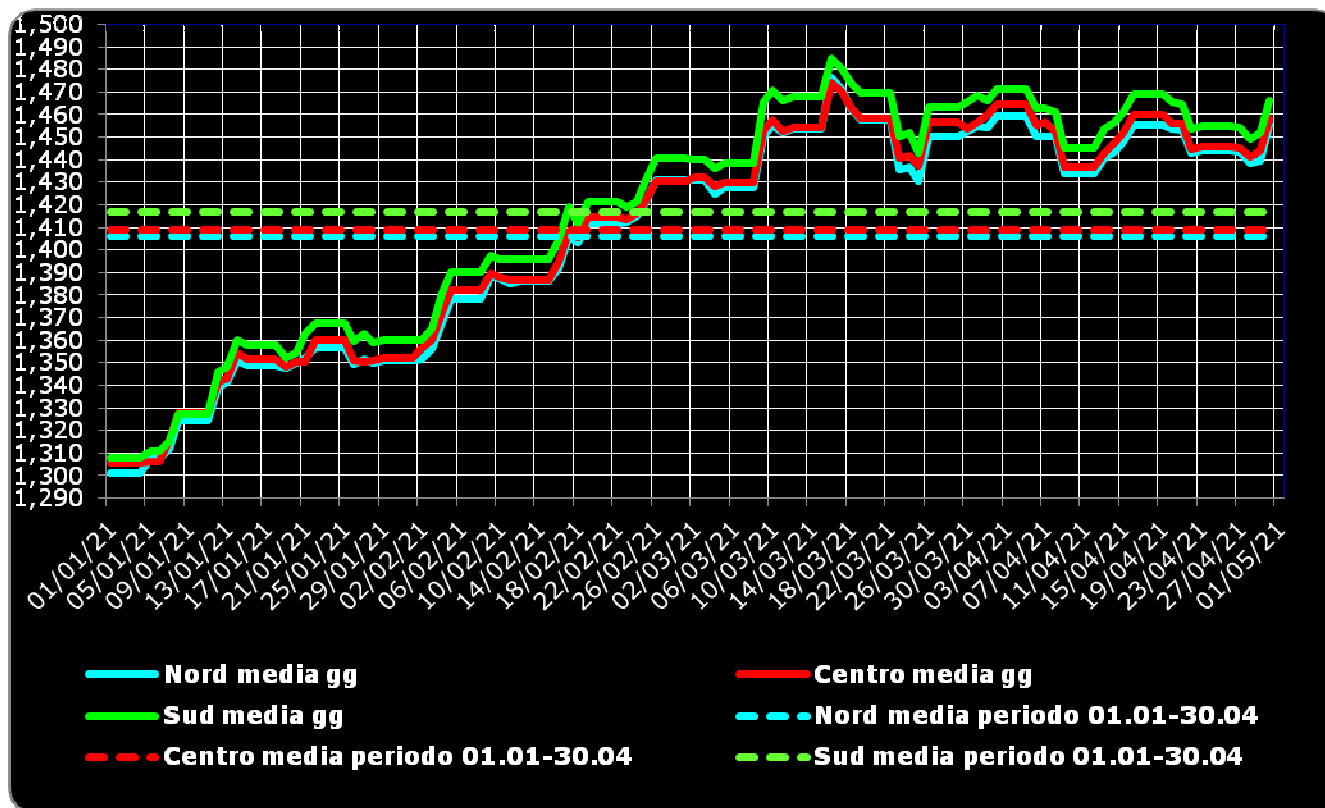
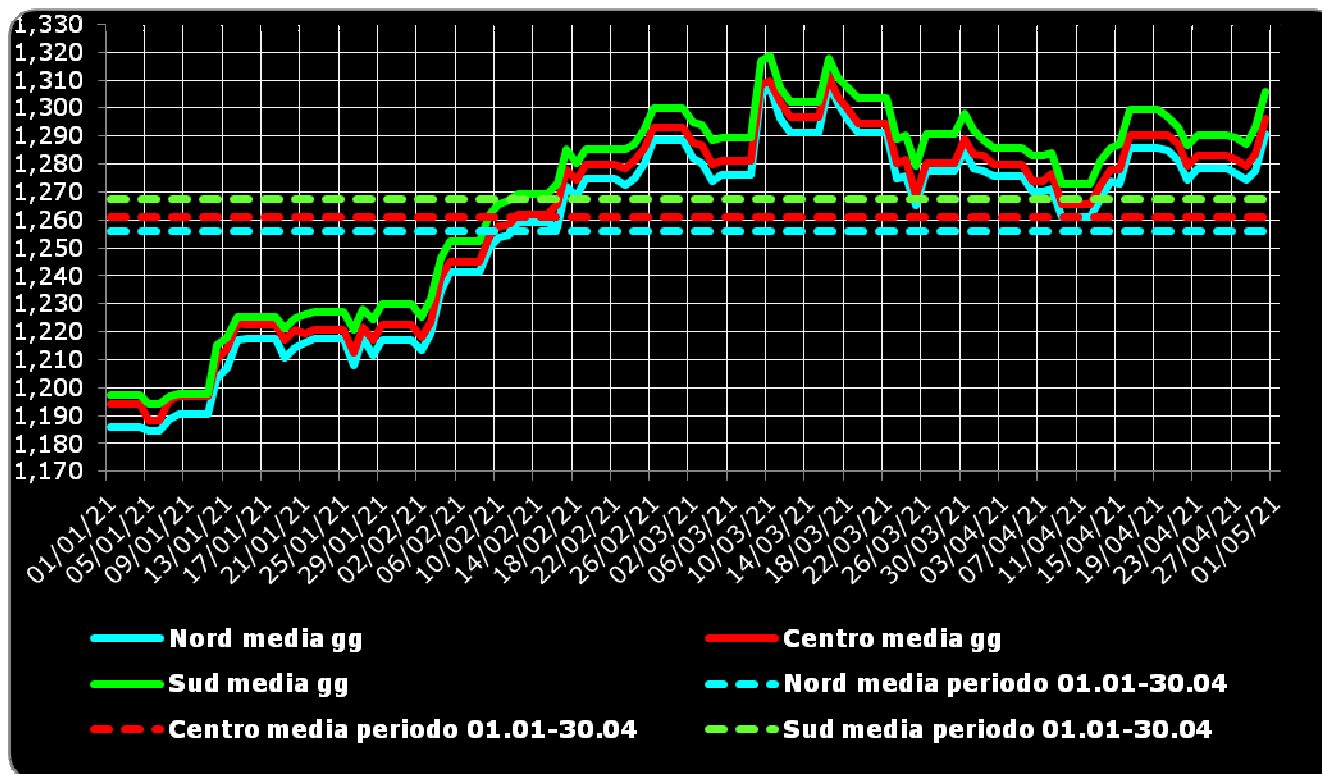


Grafico prezzi gasolio extrarete per aree - Euro/litro



FONTI:

U.S. Energy Information Administration
European Central Bank
Staffetta Quotidiana
Quotidiano Energia
Ministero dello sviluppo economico, DGRME

ELABORAZIONI:

FIGISC/ANISA Confcommercio

