

# FIGISC ANISA NEWSLETTER PREZZI

**N. 135/NP – 8 SETTEMBRE 2021  
FONDAMENTALI INTERNAZIONALI E  
PREZZI ITALIA – GIORNALIERI AGOSTO 2021  
01.01.2021-31.08.2021 – BENZINA E GASOLIO  
SEZIONI 1 – 2 – 3**

*a cura della Segreteria Nazionale*

**FIGISC/ANISA CONFCOMMERCIO**

**00153 ROMA**

**Presidente Nazionale FIGISC:**

**Presidente Nazionale ANISA:**

**Segreteria Nazionale:**

**Segreteria Nazionale FIGISC/ANISA: Telefono: 06 5866351 - Fax 06 58331724**

**e-mail: [figisc@confcommercio.it](mailto:figisc@confcommercio.it) [anisa@confcommercio.it](mailto:anisa@confcommercio.it)**

**sito internet: [www.figisc.it](http://www.figisc.it)**

**Piazza G.G. Belli 2**

**BRUNO BEARZI**

**MASSIMO TERZI**

**PAOLO UNITI**

**SEZIONE 1 - FONDAMENTALI DI MERCATO INTERNAZIONALI  
GREGGIO BRENT IN DOLLARI ED EURO BARILE – CAMBIO EURO/DOLLARO –  
PRODOTTI FINITI CIF MEDITERRANEO DOLLARI TONNELLATA ED EURO  
LITRO**

Data	Brent spot dollari barile	Cambio euro/dollaro	Brent spot euro barile	Benzina Cif Med dollari tonnellata	Benzina CIF Med euro litro	Gasolio CIF Med dollari tonnellata	Gasolio CIF Med euro litro
01/01/2021	51,22	1,2271	41,74	460,00	0,28303	429,25	0,29559
02/01/2021	51,22	1,2271	41,74	460,00	0,28303	429,25	0,29559
03/01/2021	51,22	1,2271	41,74	460,00	0,28303	429,25	0,29559
04/01/2021	50,37	1,2296	40,96	458,50	0,28153	427,25	0,29361
05/01/2021	53,16	1,2271	43,32	472,00	0,29041	439,25	0,30247
06/01/2021	53,80	1,2338	43,61	485,75	0,29725	443,25	0,30357
07/01/2021	53,70	1,2276	43,74	487,75	0,29998	444,75	0,30614
08/01/2021	55,51	1,2250	45,31	502,75	0,30986	452,50	0,31213
09/01/2021	55,51	1,2250	45,31	502,75	0,30986	452,50	0,31213
10/01/2021	55,51	1,2250	45,31	502,75	0,30986	452,50	0,31213
11/01/2021	54,84	1,2163	45,09	502,25	0,31176	453,50	0,31506
12/01/2021	55,98	1,2161	46,03	515,75	0,32020	464,50	0,32276
13/01/2021	55,52	1,2166	45,64	512,75	0,31820	464,50	0,32262
14/01/2021	55,76	1,2124	45,99	508,75	0,31681	463,25	0,32287
15/01/2021	54,80	1,2123	45,20	505,00	0,31451	455,50	0,31749
16/01/2021	54,80	1,2123	45,20	505,00	0,31451	455,50	0,31749
17/01/2021	54,80	1,2123	45,20	505,00	0,31451	455,50	0,31749
18/01/2021	54,21	1,2064	44,94	505,25	0,31620	457,50	0,32045
19/01/2021	55,38	1,2132	45,65	512,25	0,31878	462,00	0,32179
20/01/2021	55,66	1,2101	46,00	517,25	0,32272	462,00	0,32261
21/01/2021	55,68	1,2158	45,80	515,25	0,31997	457,00	0,31762
22/01/2021	55,22	1,2158	45,42	511,50	0,31764	452,75	0,31467
23/01/2021	55,22	1,2158	45,42	511,50	0,31764	452,75	0,31467
24/01/2021	55,22	1,2158	45,42	511,50	0,31764	452,75	0,31467

**QUOTAZIONI E PREZZI GIORNALIERI – 01.01.2021 – 31.08.2021**

<b>Data</b>	<b>Brent spot dollari barile</b>	<b>Cambio euro/dollaro</b>	<b>Brent spot euro barile</b>	<b>Benzina Cif Med dollari tonnellata</b>	<b>Benzina CIF Med euro litro</b>	<b>Gasolio CIF Med dollari tonnellata</b>	<b>Gasolio CIF Med euro litro</b>
25/01/2021	55,44	1,2152	45,62	511,00	0,31748	454,50	0,31604
26/01/2021	55,26	1,2143	45,51	513,25	0,31912	457,50	0,31836
27/01/2021	55,07	1,2114	45,46	513,25	0,31988	462,50	0,32261
28/01/2021	54,87	1,2091	45,38	506,50	0,31627	456,00	0,31868
29/01/2021	55,25	1,2136	45,53	511,00	0,31790	454,50	0,31646
30/01/2021	55,25	1,2136	45,53	511,00	0,31790	454,50	0,31646
31/01/2021	55,25	1,2136	45,53	511,00	0,31790	454,50	0,31646
01/02/2021	56,42	1,2084	46,69	514,25	0,32130	459,50	0,32132
02/02/2021	57,62	1,2044	47,84	529,75	0,33208	476,75	0,33449
03/02/2021	58,61	1,2017	48,77	541,00	0,33990	482,25	0,33910
04/02/2021	58,98	1,1996	49,17	543,25	0,34191	480,25	0,33829
05/02/2021	59,48	1,1983	49,64	552,50	0,34811	492,50	0,34729
06/02/2021	59,48	1,1983	49,64	552,50	0,34811	492,50	0,34729
07/02/2021	59,48	1,1983	49,64	552,50	0,34811	492,50	0,34729
08/02/2021	60,17	1,2025	50,04	552,25	0,34673	498,50	0,35030
09/02/2021	60,74	1,2104	50,47	554,50	0,34588	502,00	0,35045
10/02/2021	61,17	1,2127	50,69	555,75	0,34600	507,00	0,35327
11/02/2021	61,09	1,2147	50,33	557,25	0,34636	507,50	0,35304
12/02/2021	62,47	1,2108	51,56	562,75	0,35091	507,25	0,35400
13/02/2021	62,47	1,2108	51,56	562,75	0,35091	507,25	0,35400
14/02/2021	62,47	1,2108	51,56	562,75	0,35091	507,25	0,35400
15/02/2021	63,58	1,2129	52,42	582,25	0,36244	523,00	0,36436
16/02/2021	63,96	1,2143	52,67	577,25	0,35891	519,75	0,36168
17/02/2021	65,02	1,2060	53,91	585,00	0,36623	523,00	0,36645
18/02/2021	64,09	1,2084	53,04	591,00	0,36925	530,25	0,37079
19/02/2021	62,84	1,2139	51,77	591,75	0,36805	526,25	0,36632
20/02/2021	62,84	1,2139	51,77	591,75	0,36805	526,25	0,36632
21/02/2021	62,84	1,2139	51,77	591,75	0,36805	526,25	0,36632
22/02/2021	64,73	1,2133	53,35	595,00	0,37025	528,75	0,36825
23/02/2021	65,16	1,2143	53,66	604,00	0,37554	535,25	0,37247
24/02/2021	66,85	1,2146	55,04	616,50	0,38322	544,00	0,37846

**QUOTAZIONI E PREZZI GIORNALIERI – 01.01.2021 – 31.08.2021**

<b>Data</b>	<b>Brent spot dollari barile</b>	<b>Cambio euro/dollaro</b>	<b>Brent spot euro barile</b>	<b>Benzina Cif Med dollari tonnellata</b>	<b>Benzina CIF Med euro litro</b>	<b>Gasolio CIF Med dollari tonnellata</b>	<b>Gasolio CIF Med euro litro</b>
25/02/2021	66,69	1,2225	54,55	618,00	0,38167	544,75	0,37653
26/02/2021	65,86	1,2121	54,34	613,00	0,38183	534,00	0,37227
27/02/2021	65,86	1,2121	54,34	613,00	0,38183	534,00	0,37227
28/02/2021	65,86	1,2121	54,34	613,00	0,38183	534,00	0,37227
01/03/2021	64,56	1,2053	53,56	609,50	0,38179	529,25	0,37104
02/03/2021	63,17	1,2028	52,52	602,25	0,37803	520,50	0,36567
03/03/2021	64,70	1,2048	53,70	605,50	0,37944	523,00	0,36681
04/03/2021	67,32	1,2034	55,94	620,75	0,38945	539,25	0,37865
05/03/2021	69,95	1,1938	58,59	632,75	0,40017	551,50	0,39036
06/03/2021	69,95	1,1938	58,59	632,75	0,40017	551,50	0,39036
07/03/2021	69,95	1,1938	58,59	632,75	0,40017	551,50	0,39036
08/03/2021	68,00	1,1866	57,31	635,25	0,40419	550,50	0,39202
09/03/2021	67,03	1,1894	56,36	632,00	0,40118	541,75	0,38488
10/03/2021	67,53	1,1892	56,79	633,75	0,40236	535,50	0,38051
11/03/2021	69,34	1,1969	57,93	656,75	0,41428	550,25	0,38847
12/03/2021	68,87	1,1933	57,71	661,75	0,41869	555,75	0,39354
13/03/2021	68,87	1,1933	57,71	661,75	0,41869	555,75	0,39354
14/03/2021	68,87	1,1933	57,71	661,75	0,41869	555,75	0,39354
15/03/2021	68,78	1,1920	57,70	655,00	0,41487	547,00	0,38776
16/03/2021	67,95	1,1926	56,98	646,75	0,40944	541,25	0,38350
17/03/2021	67,73	1,1907	56,88	639,25	0,40534	535,25	0,37985
18/03/2021	62,11	1,1912	52,14	620,50	0,39328	519,00	0,36816
19/03/2021	64,00	1,1891	53,82	607,25	0,38556	514,25	0,36544
20/03/2021	64,00	1,1891	53,82	607,25	0,38556	514,25	0,36544
21/03/2021	64,00	1,1891	53,82	607,25	0,38556	514,25	0,36544
22/03/2021	63,89	1,1926	53,57	610,75	0,38665	516,75	0,36614
23/03/2021	59,96	1,1883	50,46	597,25	0,37947	500,75	0,35608
24/03/2021	63,70	1,1825	53,87	620,00	0,39586	511,75	0,36569
25/03/2021	61,21	1,1802	51,86	602,25	0,38527	492,00	0,35226
26/03/2021	63,77	1,1782	54,12	620,25	0,39746	516,75	0,37061
27/03/2021	63,77	1,1782	54,12	620,25	0,39746	516,75	0,37061

**QUOTAZIONI E PREZZI GIORNALIERI – 01.01.2021 – 31.08.2021**

<b>Data</b>	<b>Brent spot dollari barile</b>	<b>Cambio euro/dollaro</b>	<b>Brent spot euro barile</b>	<b>Benzina Cif Med dollari tonnellata</b>	<b>Benzina CIF Med euro litro</b>	<b>Gasolio CIF Med dollari tonnellata</b>	<b>Gasolio CIF Med euro litro</b>
28/03/2021	63,77	1,1782	54,12	620,25	0,39746	516,75	0,37061
29/03/2021	64,06	1,1784	54,36	623,00	0,39916	510,00	0,36571
30/03/2021	63,28	1,1741	53,90	624,00	0,40126	511,25	0,36795
31/03/2021	63,52	1,1725	54,17	629,50	0,40535	509,25	0,36701
01/04/2021	63,85	1,1746	54,36	620,25	0,39868	503,00	0,36186
02/04/2021	63,85	1,1746	54,36	620,25	0,39868	503,00	0,36186
03/04/2021	63,85	1,1746	54,36	620,25	0,39868	503,00	0,36186
04/04/2021	63,85	1,1746	54,36	620,25	0,39868	503,00	0,36186
05/04/2021	63,85	1,1746	54,36	620,25	0,39868	503,00	0,36186
06/04/2021	61,47	1,1812	52,04	623,75	0,39869	509,50	0,36448
07/04/2021	61,86	1,1884	52,05	607,00	0,38563	499,75	0,35534
08/04/2021	62,09	1,1873	52,30	612,75	0,38965	505,25	0,35959
09/04/2021	61,89	1,1888	52,06	614,00	0,38995	507,75	0,36091
10/04/2021	61,89	1,1888	52,06	614,00	0,38995	507,75	0,36091
11/04/2021	61,89	1,1888	52,06	614,00	0,38995	507,75	0,36091
12/04/2021	62,38	1,1904	52,40	619,00	0,39259	514,75	0,36539
13/04/2021	62,83	1,1896	52,82	624,25	0,39619	513,50	0,36475
14/04/2021	66,11	1,1964	55,26	638,25	0,40277	531,25	0,37521
15/04/2021	66,13	1,1970	55,25	637,50	0,40210	533,25	0,37644
16/04/2021	65,98	1,1986	55,05	638,75	0,40235	534,50	0,37682
17/04/2021	65,98	1,1986	55,05	638,75	0,40235	534,50	0,37682
18/04/2021	65,98	1,1986	55,05	638,75	0,40235	534,50	0,37682
19/04/2021	66,54	1,2035	55,29	640,25	0,40165	533,00	0,37423
20/04/2021	65,34	1,2051	54,22	626,50	0,39250	523,25	0,36690
21/04/2021	64,02	1,2007	53,32	625,75	0,39347	525,50	0,36982
22/04/2021	65,07	1,2046	54,02	622,75	0,39032	526,50	0,36933
23/04/2021	65,75	1,2066	54,49	626,75	0,39217	528,75	0,37029
24/04/2021	65,75	1,2066	54,49	626,75	0,39217	528,75	0,37029
25/04/2021	65,75	1,2066	54,49	626,75	0,39217	528,75	0,37029
26/04/2021	65,50	1,2085	54,20	621,50	0,38828	526,50	0,36814
27/04/2021	66,25	1,2088	54,81	623,50	0,38943	530,00	0,37049

**QUOTAZIONI E PREZZI GIORNALIERI – 01.01.2021 – 31.08.2021**

<b>Data</b>	<b>Brent spot dollari barile</b>	<b>Cambio euro/dollaro</b>	<b>Brent spot euro barile</b>	<b>Benzina Cif Med dollari tonnellata</b>	<b>Benzina CIF Med euro litro</b>	<b>Gasolio CIF Med dollari tonnellata</b>	<b>Gasolio CIF Med euro litro</b>
28/04/2021	67,08	1,2070	55,58	641,75	0,40143	544,50	0,38120
29/04/2021	68,26	1,2129	56,28	649,75	0,40445	548,25	0,38195
30/04/2021	67,73	1,2082	56,06	641,00	0,40056	537,75	0,37610
01/05/2021	67,73	1,2082	56,06	641,00	0,40056	537,75	0,37610
02/05/2021	67,73	1,2082	56,06	641,00	0,40056	537,75	0,37610
03/05/2021	67,73	1,2044	56,24	641,00	0,40182	537,75	0,37728
04/05/2021	68,91	1,2021	57,32	665,00	0,41766	555,50	0,39048
05/05/2021	69,71	1,2005	58,07	674,25	0,42404	563,50	0,39663
06/05/2021	68,62	1,2060	56,90	661,75	0,41428	555,25	0,38904
07/05/2021	68,73	1,2059	56,99	658,50	0,41228	555,50	0,38925
08/05/2021	68,73	1,2059	56,99	658,50	0,41228	555,50	0,38925
09/05/2021	68,73	1,2059	56,99	658,50	0,41228	555,50	0,38925
10/05/2021	68,61	1,2169	56,38	658,00	0,40824	557,25	0,38695
11/05/2021	68,83	1,2170	56,56	658,75	0,40867	560,50	0,38917
12/05/2021	69,62	1,2118	57,45	669,50	0,41713	571,25	0,39834
13/05/2021	67,36	1,2081	55,76	646,00	0,40372	552,25	0,38627
14/05/2021	69,24	1,2123	57,11	646,50	0,40263	560,75	0,39086
15/05/2021	69,24	1,2123	57,11	646,50	0,40263	560,75	0,39086
16/05/2021	69,24	1,2123	57,11	646,50	0,40263	560,75	0,39086
17/05/2021	69,62	1,2143	57,33	654,00	0,40663	567,00	0,39456
18/05/2021	69,01	1,2222	56,46	656,75	0,40570	569,50	0,39374
19/05/2021	66,88	1,2212	54,77	631,25	0,39027	546,75	0,37832
20/05/2021	65,18	1,2203	53,41	634,25	0,39241	550,00	0,38085
21/05/2021	66,72	1,2188	54,74	635,00	0,39336	551,50	0,38236
22/05/2021	66,72	1,2188	54,74	635,00	0,39336	551,50	0,38236
23/05/2021	66,72	1,2188	54,74	635,00	0,39336	551,50	0,38236
24/05/2021	68,59	1,2212	56,17	647,25	0,40016	562,00	0,38887
25/05/2021	68,80	1,2264	56,10	647,75	0,39877	563,25	0,38808
26/05/2021	68,93	1,2229	56,37	652,75	0,40300	566,25	0,39127
27/05/2021	69,43	1,2198	56,92	655,50	0,40572	566,00	0,39209
28/05/2021	69,36	1,2142	57,12	661,25	0,41117	570,25	0,39685

**QUOTAZIONI E PREZZI GIORNALIERI – 01.01.2021 – 31.08.2021**

<b>Data</b>	<b>Brent spot dollari barile</b>	<b>Cambio euro/dollaro</b>	<b>Brent spot euro barile</b>	<b>Benzina Cif Med dollari tonnellata</b>	<b>Benzina CIF Med euro litro</b>	<b>Gasolio CIF Med dollari tonnellata</b>	<b>Gasolio CIF Med euro litro</b>
29/05/2021	69,36	1,2142	57,12	661,25	0,41117	570,25	0,39685
30/05/2021	69,36	1,2142	57,12	661,25	0,41117	570,25	0,39685
31/05/2021	69,36	1,2201	56,85	661,25	0,40918	570,25	0,39494
01/06/2021	70,03	1,2225	57,28	666,50	0,41162	576,75	0,39865
02/06/2021	70,60	1,2186	58,55	665,50	0,41232	581,25	0,40305
03/06/2021	70,71	1,2187	58,51	666,00	0,41260	579,50	0,40180
04/06/2021	71,30	1,2117	59,33	673,00	0,41934	585,50	0,40831
05/06/2021	71,30	1,2117	59,33	673,00	0,41934	585,50	0,40831
06/06/2021	71,30	1,2117	59,33	673,00	0,41934	585,50	0,40831
07/06/2021	70,89	1,2162	58,29	668,75	0,41515	585,00	0,40645
08/06/2021	71,39	1,2182	58,60	670,75	0,41571	585,00	0,40578
09/06/2021	71,31	1,2195	58,47	675,00	0,41790	589,75	0,40864
10/06/2021	71,65	1,2174	58,85	678,00	0,42048	592,75	0,41143
11/06/2021	72,05	1,2125	59,42	678,75	0,42264	592,75	0,41309
12/06/2021	72,05	1,2125	59,42	678,75	0,42264	592,75	0,41309
13/06/2021	72,05	1,2125	59,42	678,75	0,42264	592,75	0,41309
14/06/2021	72,27	1,2112	59,67	683,25	0,42590	597,50	0,41685
15/06/2021	73,38	1,2108	60,60	682,50	0,42558	599,50	0,41838
16/06/2021	73,88	1,2124	60,94	692,75	0,43140	608,50	0,42410
17/06/2021	72,92	1,1937	61,09	679,50	0,42978	595,25	0,42137
18/06/2021	73,10	1,1898	61,44	686,25	0,43547	597,25	0,42417
19/06/2021	73,10	1,1898	61,44	686,25	0,43547	597,25	0,42417
20/06/2021	73,10	1,1898	61,44	686,25	0,43547	597,25	0,42417
21/06/2021	74,49	1,1891	62,64	693,25	0,44017	599,75	0,42620
22/06/2021	74,92	1,1894	62,99	699,75	0,44418	605,00	0,42982
23/06/2021	75,22	1,1951	62,94	713,00	0,45044	612,25	0,43289
24/06/2021	75,95	1,1936	63,63	712,50	0,45068	609,25	0,43131
25/06/2021	76,45	1,1950	63,97	718,00	0,45363	611,25	0,43222
26/06/2021	76,45	1,1950	63,97	718,00	0,45363	611,25	0,43222
27/06/2021	76,45	1,1950	63,97	718,00	0,45363	611,25	0,43222
28/06/2021	74,78	1,1910	62,79	710,00	0,45008	605,50	0,42959

**QUOTAZIONI E PREZZI GIORNALIERI – 01.01.2021 – 31.08.2021**

<b>Data</b>	<b>Brent spot dollari barile</b>	<b>Cambio euro/dollaro</b>	<b>Brent spot euro barile</b>	<b>Benzina Cif Med dollari tonnellata</b>	<b>Benzina CIF Med euro litro</b>	<b>Gasolio CIF Med dollari tonnellata</b>	<b>Gasolio CIF Med euro litro</b>
29/06/2021	75,38	1,1888	63,41	714,25	0,45362	606,50	0,43110
30/06/2021	76,94	1,1884	64,74	712,50	0,45266	603,25	0,42893
01/07/2021	76,69	1,1884	64,53	721,00	0,45806	612,75	0,43569
02/07/2021	77,51	1,1823	65,56	730,00	0,46617	618,00	0,44169
03/07/2021	77,51	1,1823	65,56	730,00	0,46617	618,00	0,44169
04/07/2021	77,51	1,1823	65,56	730,00	0,46617	618,00	0,44169
05/07/2021	78,34	1,1866	66,02	738,50	0,46989	621,25	0,44240
06/07/2021	75,81	1,1838	64,04	721,50	0,46016	605,50	0,43221
07/07/2021	74,31	1,1831	62,81	705,75	0,45038	592,75	0,42336
08/07/2021	75,07	1,1838	63,41	717,50	0,45760	599,75	0,42810
09/07/2021	77,14	1,1858	65,05	735,75	0,46845	617,75	0,44021
10/07/2021	77,14	1,1858	65,05	735,75	0,46845	617,75	0,44021
11/07/2021	77,14	1,1858	65,05	735,75	0,46845	617,75	0,44021
12/07/2021	76,77	1,1852	64,77	734,75	0,46805	613,50	0,43740
13/07/2021	77,50	1,1844	65,43	734,75	0,46837	619,75	0,44216
14/07/2021	75,74	1,1812	64,12	744,00	0,47555	619,25	0,44300
15/07/2021	74,53	1,1809	63,11	737,25	0,47136	607,50	0,43470
16/07/2021	74,46	1,1802	63,09	729,75	0,46684	603,50	0,43209
17/07/2021	74,46	1,1802	63,09	729,75	0,46684	603,50	0,43209
18/07/2021	74,46	1,1802	63,09	729,75	0,46684	603,50	0,43209
19/07/2021	69,33	1,1766	58,92	685,75	0,44003	568,50	0,40828
20/07/2021	70,03	1,1775	59,47	683,75	0,43841	569,25	0,40851
21/07/2021	72,54	1,1772	61,62	708,25	0,45424	591,00	0,42422
22/07/2021	74,25	1,1775	63,06	721,75	0,46278	599,50	0,43021
23/07/2021	74,86	1,1767	63,62	729,75	0,46823	606,75	0,43571
24/07/2021	74,86	1,1767	63,62	729,75	0,46823	606,75	0,43571
25/07/2021	74,86	1,1767	63,62	729,75	0,46823	606,75	0,43571
26/07/2021	74,79	1,1787	63,45	731,25	0,46839	607,75	0,43569
27/07/2021	74,87	1,1810	63,40	738,25	0,47195	608,25	0,43520
28/07/2021	75,09	1,1807	63,60	744,25	0,47591	609,00	0,43585
29/07/2021	76,30	1,1873	64,26	754,00	0,47947	617,00	0,43912

**QUOTAZIONI E PREZZI GIORNALIERI – 01.01.2021 – 31.08.2021**

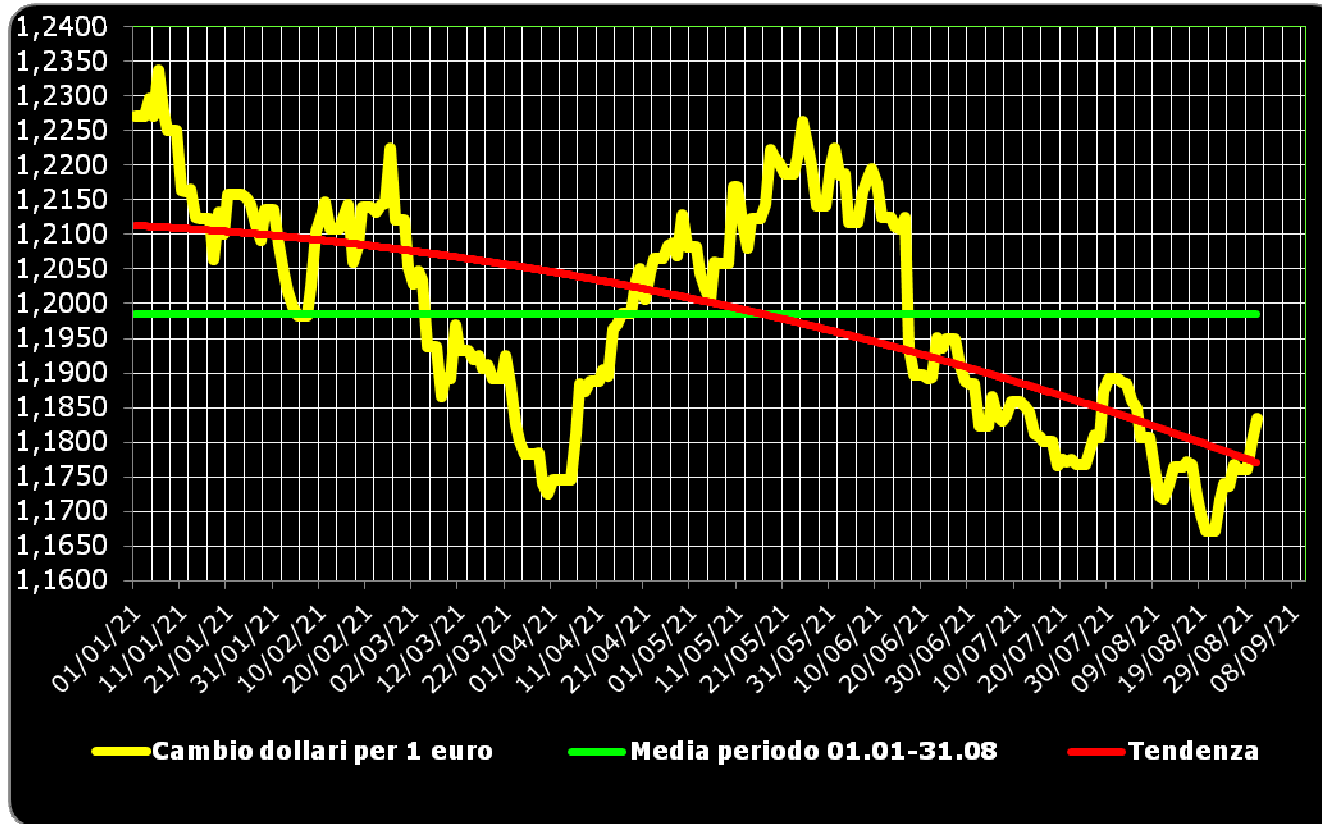
<b>Data</b>	<b>Brent spot dollari barile</b>	<b>Cambio euro/dollaro</b>	<b>Brent spot euro barile</b>	<b>Benzina Cif Med dollari tonnellata</b>	<b>Benzina CIF Med euro litro</b>	<b>Gasolio CIF Med dollari tonnellata</b>	<b>Gasolio CIF Med euro litro</b>
30/07/2021	77,72	1,1891	65,36	755,25	0,47953	621,00	0,44130
31/07/2021	77,72	1,1891	65,36	755,25	0,47953	621,00	0,44130
01/08/2021	77,72	1,1891	65,36	755,25	0,47953	621,00	0,44130
02/08/2021	73,91	1,1886	62,18	730,25	0,46386	604,00	0,42940
03/08/2021	73,24	1,1885	61,62	730,25	0,46389	599,00	0,42588
04/08/2021	70,99	1,1861	59,85	720,00	0,45831	588,50	0,41926
05/08/2021	72,14	1,1850	60,88	725,25	0,46208	591,75	0,42197
06/08/2021	71,02	1,1807	60,15	719,75	0,46024	587,50	0,42046
07/08/2021	71,02	1,1807	60,15	719,75	0,46024	587,50	0,42046
08/08/2021	71,02	1,1807	60,15	719,75	0,46024	587,50	0,42046
09/08/2021	69,65	1,1761	59,22	693,50	0,44519	568,75	0,40863
10/08/2021	71,14	1,1722	60,69	712,50	0,45891	586,50	0,42279
11/08/2021	71,99	1,1718	61,44	705,00	0,45424	583,50	0,42077
12/08/2021	71,79	1,1739	61,16	719,25	0,46259	590,50	0,42506
13/08/2021	70,90	1,1765	60,26	719,25	0,46157	589,75	0,42358
14/08/2021	70,90	1,1765	60,26	719,25	0,46157	589,75	0,42358
15/08/2021	70,90	1,1765	60,26	719,25	0,46157	589,75	0,42358
16/08/2021	70,07	1,1772	59,52	701,25	0,44975	580,50	0,41669
17/08/2021	69,40	1,1767	58,66	702,75	0,45090	583,50	0,41902
18/08/2021	68,61	1,1723	58,20	693,25	0,44648	580,25	0,41825
19/08/2021	66,80	1,1696	56,81	659,75	0,42588	552,75	0,39934
20/08/2021	65,51	1,1671	55,85	658,50	0,42599	555,50	0,40219
21/08/2021	65,51	1,1671	55,85	658,50	0,42599	555,50	0,40219
22/08/2021	65,51	1,1671	55,85	658,50	0,42599	555,50	0,40219
23/08/2021	69,07	1,1718	58,94	680,00	0,43813	577,25	0,41626
24/08/2021	71,21	1,1740	60,66	696,00	0,44760	591,25	0,42556
25/08/2021	72,12	1,1736	61,45	705,75	0,45402	595,50	0,42876
26/08/2021	70,42	1,1767	59,85	702,25	0,45058	595,00	0,42728
27/08/2021	72,26	1,1761	61,44	710,50	0,45611	604,50	0,43432
28/08/2021	72,26	1,1761	61,44	710,50	0,45611	604,50	0,43432
29/08/2021	72,26	1,1761	61,44	710,50	0,45611	604,50	0,43432

**QUOTAZIONI E PREZZI GIORNALIERI – 01.01.2021 – 31.08.2021**

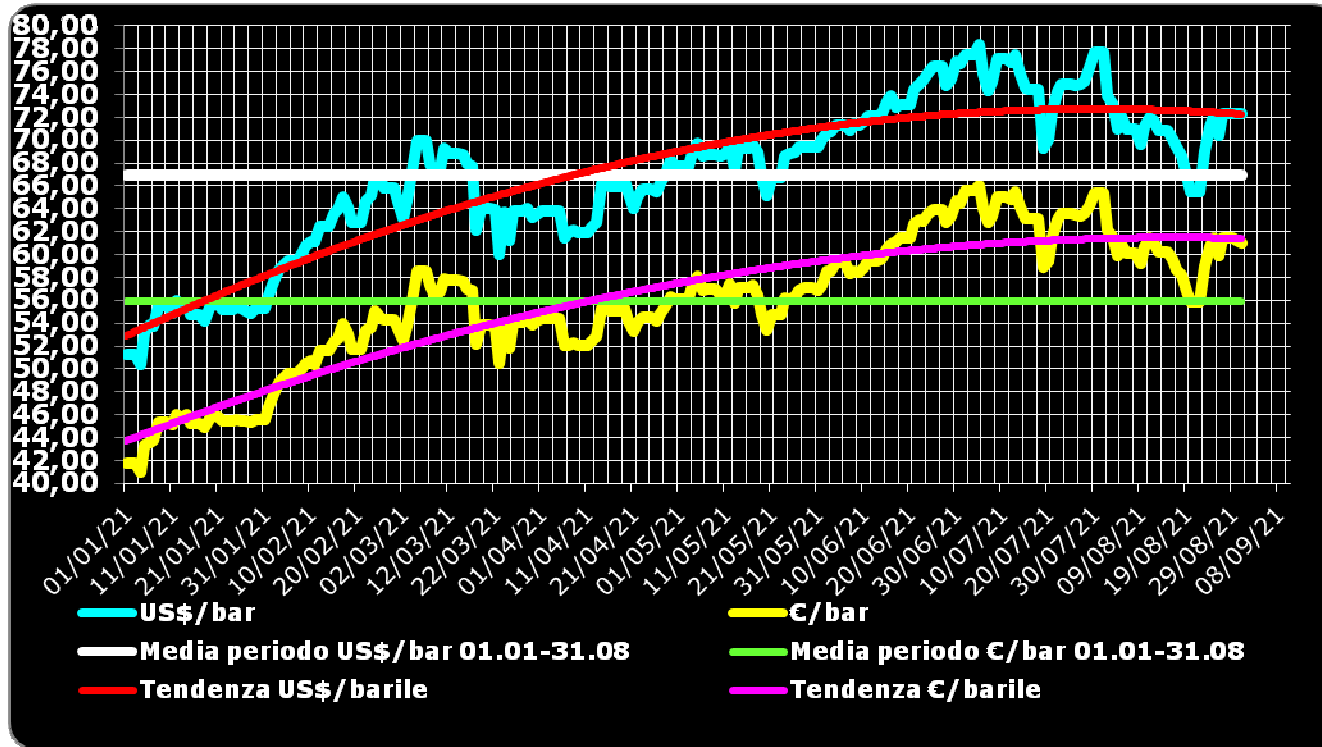
<b>Data</b>	<b>Brent spot dollari barile</b>	<b>Cambio euro/dollaro</b>	<b>Brent spot euro barile</b>	<b>Benzina Cif Med dollari tonnellata</b>	<b>Benzina CIF Med euro litro</b>	<b>Gasolio CIF Med dollari tonnellata</b>	<b>Gasolio CIF Med euro litro</b>
30/08/2021	72,26	1,1801	61,23	710,50	0,45456	604,50	0,43285
31/08/2021	72,26	1,1834	61,06	713,75	0,45537	606,25	0,43289
<b>MEDIA PERIODO</b>	<b>66,94</b>	<b>1,1985</b>	<b>55,90</b>	<b>638,48</b>	<b>0,40268</b>	<b>545,78</b>	<b>0,38512</b>



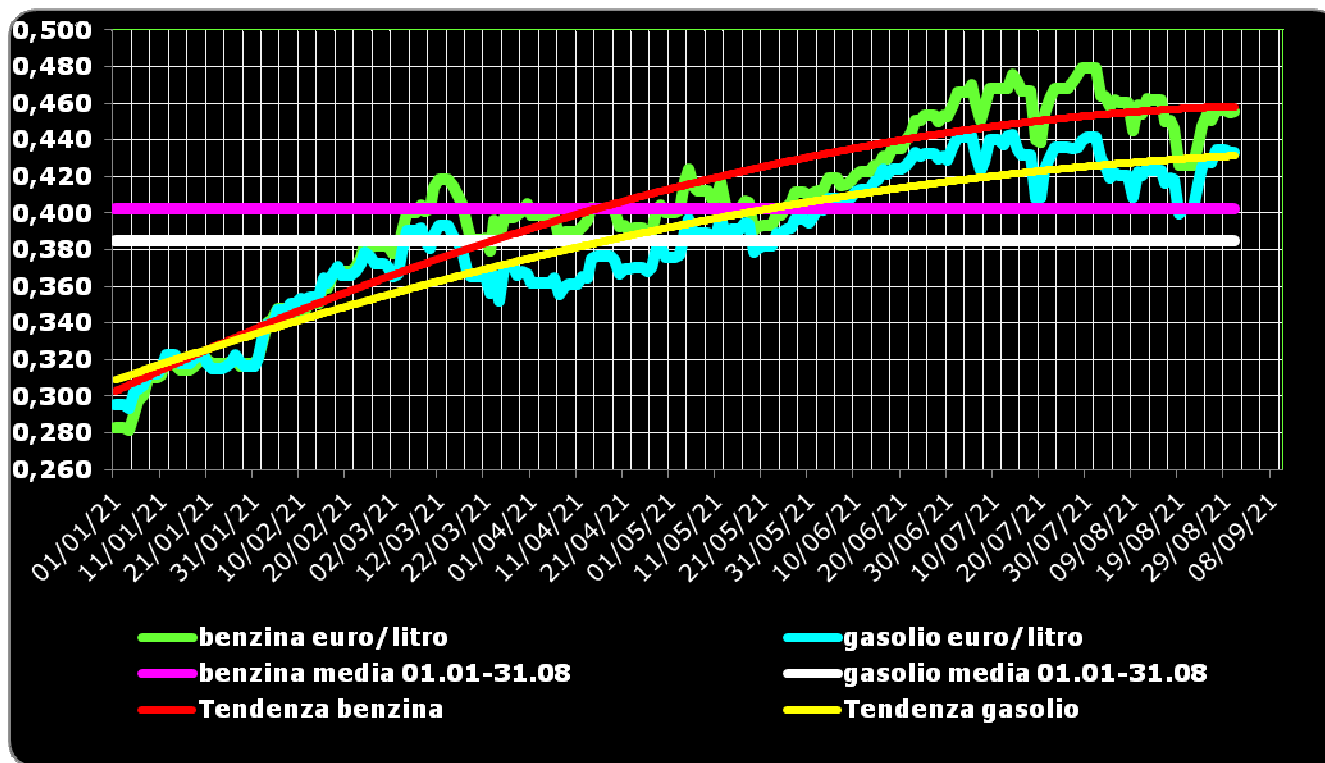
## Grafico del cambio dollaro-euro



## Grafico della quotazione greggio Brent al barile



## Grafico quotazioni Med cif benzina e gasolio – Euro/litro



## SEZIONE 2.1 – PREZZI ITALIA: RETE DI MARCHIO SELF – MEDIA RETE DI MARCHIO, RETE NO-LOGO E RETE GENERALE – BENZINA – EURO/LITRO

Data	AGIP ENI	API IP	ESSO	Q8	EX SHELL	TAMOIL	EX TOTALERG	MEDIA MARCHI	NO-LOGO	MEDIA RETE
01/01/21	1,472	1,457	1,441	1,449		1,426	1,462	1,454	1,417	1,448
02/01/21	1,472	1,457	1,441	1,449		1,427	1,461	1,454	1,416	1,448
03/01/21	1,472	1,457	1,440	1,445		1,427	1,459	1,453	1,416	1,447
04/01/21	1,472	1,458	1,441	1,449		1,426	1,464	1,454	1,417	1,448
05/01/21	1,471	1,458	1,441	1,445		1,426	1,464	1,453	1,420	1,448
06/01/21	1,470	1,458	1,443	1,446		1,427	1,463	1,453	1,419	1,448
07/01/21	1,468	1,457	1,443	1,445		1,427	1,460	1,451	1,419	1,447
08/01/21	1,470	1,459	1,445	1,452		1,430	1,461	1,455	1,420	1,450
09/01/21	1,474	1,460	1,448	1,453		1,437	1,463	1,458	1,423	1,453
10/01/21	1,475	1,461	1,449	1,454		1,438	1,462	1,459	1,424	1,454
11/01/21	1,475	1,461	1,450	1,454		1,437	1,462	1,459	1,425	1,454
12/01/21	1,478	1,463	1,453	1,458		1,443	1,467	1,462	1,428	1,457
13/01/21	1,483	1,466	1,456	1,466		1,445	1,469	1,467	1,432	1,462
14/01/21	1,484	1,470	1,459	1,470		1,452	1,472	1,470	1,433	1,464
15/01/21	1,487	1,471	1,462	1,472		1,457	1,474	1,473	1,437	1,467
16/01/21	1,491	1,472	1,464	1,473		1,459	1,477	1,475	1,439	1,469
17/01/21	1,492	1,474	1,466	1,474		1,459	1,482	1,476	1,440	1,470
18/01/21	1,493	1,474	1,466	1,474		1,459	1,483	1,476	1,440	1,471
19/01/21	1,495	1,476	1,468	1,476		1,462	1,485	1,478	1,444	1,473
20/01/21	1,496	1,478	1,470	1,476		1,465	1,487	1,480	1,446	1,474
21/01/21	1,496	1,479	1,472	1,479		1,468	1,487	1,481	1,448	1,476
22/01/21	1,497	1,481	1,474	1,480		1,470	1,486	1,483	1,449	1,478
23/01/21	1,496	1,482	1,475	1,479		1,471	1,483	1,482	1,451	1,477
24/01/21	1,496	1,482	1,474	1,479		1,471	1,484	1,482	1,451	1,477
25/01/21	1,496	1,482	1,475	1,479		1,471	1,486	1,482	1,451	1,477
26/01/21	1,496	1,484	1,475	1,479		1,472	1,488	1,483	1,453	1,478
27/01/21	1,496	1,485	1,475	1,478		1,472	1,495	1,483	1,453	1,479
28/01/21	1,497	1,488	1,475	1,479		1,475	1,494	1,485	1,454	1,480
29/01/21	1,497	1,488	1,476	1,479		1,476	1,492	1,485	1,455	1,481

QUOTAZIONI E PREZZI GIORNALIERI – 01.01.2021 – 31.08.2021

Data	AGIP ENI	API IP	ESSO	Q8	EX SHELL	TAMOIL	EX TOTALERG	MEDIA MARCHI	NO- LOGO	MEDIA RETE
30/01/21	1,498	1,488	1,477	1,479		1,475	1,490	1,486	1,454	1,481
31/01/21	1,498	1,488	1,477	1,479		1,475	1,490	1,486	1,455	1,481
01/02/21	1,498	1,488	1,477	1,479		1,475	1,490	1,486	1,455	1,481
02/02/21	1,498	1,488	1,478	1,478		1,474	1,492	1,486	1,456	1,481
03/02/21	1,502	1,489	1,477	1,481		1,474	1,491	1,488	1,457	1,483
04/02/21	1,511	1,491	1,481	1,488		1,478	1,493	1,493	1,458	1,488
05/02/21	1,513	1,494	1,484	1,495		1,482	1,495	1,497	1,462	1,491
06/02/21	1,515	1,497	1,487	1,502		1,487	1,502	1,500	1,465	1,495
07/02/21	1,515	1,498	1,489	1,503		1,487	1,502	1,501	1,466	1,496
08/02/21	1,516	1,499	1,490	1,503		1,488	1,501	1,502	1,467	1,497
09/02/21	1,517	1,504	1,493	1,505		1,493	1,507	1,505	1,471	1,500
10/02/21	1,517	1,506	1,496	1,507		1,494	1,506	1,506	1,474	1,501
11/02/21	1,517	1,506	1,498	1,509		1,495	1,513	1,507	1,477	1,502
12/02/21	1,517	1,506	1,499	1,508		1,496	1,517	1,507	1,479	1,502
13/02/21	1,517	1,507	1,500	1,508		1,496	1,516	1,507	1,481	1,503
14/02/21	1,518	1,507	1,501	1,508		1,496	1,518	1,508	1,482	1,504
15/02/21	1,518	1,507	1,501	1,508		1,496	1,518	1,508	1,482	1,504
16/02/21	1,521	1,508	1,502	1,517		1,500	1,520	1,511	1,485	1,507
17/02/21	1,525	1,514	1,504	1,520		1,507	1,524	1,516	1,487	1,511
18/02/21	1,529	1,516	1,507	1,524		1,513	1,526	1,519	1,490	1,515
19/02/21	1,534	1,521	1,511	1,528		1,517	1,528	1,524	1,493	1,519
20/02/21	1,536	1,525	1,518	1,530		1,521	1,534	1,528	1,498	1,523
21/02/21	1,536	1,525	1,518	1,530		1,521	1,534	1,528	1,498	1,523
22/02/21	1,536	1,525	1,518	1,530		1,521	1,534	1,527	1,498	1,523
23/02/21	1,539	1,527	1,520	1,531		1,524	1,537	1,530	1,501	1,525
24/02/21	1,544	1,529	1,523	1,535		1,531	1,538	1,534	1,503	1,529
25/02/21	1,548	1,533	1,526	1,538		1,532	1,544	1,537	1,506	1,532
26/02/21	1,553	1,539	1,530	1,543		1,539	1,547	1,542	1,509	1,537
27/02/21	1,555	1,542	1,533	1,545		1,541	1,550	1,545	1,513	1,540
28/02/21	1,555	1,543	1,535	1,545		1,541	1,551	1,545	1,514	1,540
01/03/21	1,556	1,543	1,536	1,546		1,541	1,552	1,546	1,515	1,541
02/03/21	1,559	1,544	1,539	1,546		1,543	1,556	1,548	1,517	1,543
03/03/21	1,563	1,545	1,540	1,547		1,543	1,556	1,549	1,519	1,545

QUOTAZIONI E PREZZI GIORNALIERI – 01.01.2021 – 31.08.2021

Data	AGIP ENI	API IP	ESSO	Q8	EX SHELL	TAMOIL	EX TOTALERG	MEDIA MARCHI	NO-LOGO	MEDIA RETE
04/03/21	1,565	1,546	1,541	1,550		1,545	1,554	1,551	1,521	1,547
05/03/21	1,565	1,548	1,542	1,548		1,545	1,556	1,551	1,522	1,547
06/03/21	1,568	1,553	1,546	1,555		1,551	1,558	1,556	1,523	1,551
07/03/21	1,571	1,555	1,547	1,555		1,552	1,560	1,558	1,524	1,553
08/03/21	1,572	1,555	1,549	1,556		1,552	1,560	1,559	1,525	1,554
09/03/21	1,574	1,561	1,551	1,565		1,560	1,565	1,564	1,530	1,559
10/03/21	1,576	1,563	1,555	1,567		1,562	1,571	1,566	1,534	1,561
11/03/21	1,577	1,565	1,557	1,569		1,563	1,574	1,568	1,537	1,563
12/03/21	1,580	1,565	1,559	1,573		1,563	1,574	1,569	1,539	1,565
13/03/21	1,584	1,571	1,562	1,575		1,571	1,578	1,574	1,542	1,569
14/03/21	1,585	1,572	1,564	1,576		1,571	1,578	1,575	1,545	1,570
15/03/21	1,585	1,573	1,565	1,576		1,572	1,579	1,575	1,545	1,571
16/03/21	1,586	1,579	1,569	1,581		1,577	1,587	1,580	1,549	1,575
17/03/21	1,587	1,582	1,572	1,582		1,581	1,590	1,582	1,553	1,577
18/03/21	1,587	1,584	1,573	1,582		1,582	1,592	1,583	1,554	1,578
19/03/21	1,587	1,585	1,574	1,583		1,583	1,592	1,583	1,556	1,579
20/03/21	1,587	1,586	1,575	1,584		1,583	1,591	1,584	1,557	1,580
21/03/21	1,587	1,586	1,575	1,584		1,584	1,592	1,584	1,558	1,580
22/03/21	1,587	1,586	1,575	1,584		1,584	1,593	1,584	1,558	1,580
23/03/21	1,587	1,582	1,575	1,580		1,583	1,593	1,582	1,559	1,578
24/03/21	1,588	1,581	1,576	1,581		1,583	1,596	1,582	1,559	1,579
25/03/21	1,588	1,580	1,575	1,581		1,581	1,596	1,582	1,558	1,578
26/03/21	1,587	1,578	1,574	1,580		1,581	1,590	1,580	1,558	1,577
27/03/21	1,588	1,578	1,573	1,580		1,581	1,593	1,581	1,558	1,577
28/03/21	1,588	1,578	1,573	1,580		1,581	1,594	1,581	1,557	1,577
29/03/21	1,588	1,578	1,573	1,573		1,581	1,594	1,579	1,557	1,576
30/03/21	1,588	1,577	1,573	1,573		1,582	1,595	1,579	1,557	1,576
31/03/21	1,587	1,577	1,573	1,573		1,582	1,597	1,579	1,558	1,576
01/04/21	1,588	1,577	1,572	1,573		1,582	1,597	1,579	1,558	1,576
02/04/21	1,588	1,577	1,572	1,574		1,582	1,598	1,579	1,558	1,576
03/04/21	1,588	1,577	1,572	1,574		1,583	1,588	1,579	1,558	1,576
04/04/21	1,588	1,576	1,572	1,574		1,583	1,587	1,579	1,559	1,576
05/04/21	1,588	1,576	1,572	1,573		1,583	1,588	1,579	1,558	1,575

QUOTAZIONI E PREZZI GIORNALIERI – 01.01.2021 – 31.08.2021

Data	AGIP ENI	API IP	ESSO	Q8	EX SHELL	TAMOIL	EX TOTALERG	MEDIA MARCHI	NO-LOGO	MEDIA RETE
06/04/21	1,588	1,575	1,572	1,573		1,582	1,592	1,578	1,559	1,575
07/04/21	1,588	1,576	1,572	1,574		1,582	1,598	1,579	1,558	1,576
08/04/21	1,588	1,576	1,573	1,574		1,582	1,597	1,579	1,558	1,576
09/04/21	1,587	1,576	1,572	1,574		1,581	1,596	1,578	1,558	1,575
10/04/21	1,587	1,576	1,572	1,575		1,581	1,599	1,579	1,559	1,576
11/04/21	1,588	1,577	1,572	1,575		1,581	1,599	1,579	1,558	1,576
12/04/21	1,588	1,577	1,572	1,573		1,581	1,599	1,579	1,558	1,576
13/04/21	1,587	1,578	1,572	1,576		1,580	1,598	1,579	1,558	1,576
14/04/21	1,587	1,578	1,572	1,577		1,579	1,597	1,579	1,558	1,576
15/04/21	1,587	1,578	1,572	1,577		1,578	1,596	1,579	1,558	1,576
16/04/21	1,587	1,580	1,572	1,581		1,578	1,597	1,581	1,559	1,578
17/04/21	1,586	1,581	1,573	1,584		1,579	1,594	1,582	1,559	1,578
18/04/21	1,587	1,581	1,573	1,585		1,579	1,593	1,582	1,558	1,578
19/04/21	1,587	1,581	1,573	1,585		1,580	1,594	1,582	1,559	1,579
20/04/21	1,586	1,582	1,574	1,585		1,581	1,594	1,582	1,560	1,579
21/04/21	1,587	1,582	1,574	1,585		1,581	1,591	1,583	1,560	1,579
22/04/21	1,586	1,582	1,574	1,585		1,581	1,594	1,582	1,561	1,579
23/04/21	1,586	1,590	1,574	1,586		1,581	1,600	1,584	1,561	1,581
24/04/21	1,587	1,591	1,574	1,586		1,580	1,601	1,585	1,561	1,581
25/04/21	1,587	1,591	1,574	1,586		1,579	1,600	1,585	1,561	1,581
26/04/21	1,587	1,592	1,574	1,583		1,579	1,600	1,584	1,561	1,580
27/04/21	1,587	1,593	1,574	1,583		1,579	1,601	1,584	1,561	1,581
28/04/21	1,587	1,585	1,574	1,583		1,578	1,594	1,583	1,561	1,580
29/04/21	1,587	1,585	1,574	1,583		1,577	1,602	1,583	1,560	1,579
30/04/21	1,590	1,586	1,574	1,588		1,578	1,594	1,585	1,560	1,581
01/05/21	1,593	1,587	1,576	1,589		1,579	1,599	1,587	1,562	1,583
02/05/21	1,594	1,587	1,576	1,588		1,579	1,598	1,587	1,561	1,583
03/05/21	1,594	1,587	1,577	1,589		1,579	1,599	1,587	1,562	1,583
04/05/21	1,595	1,587	1,578	1,590		1,579	1,598	1,588	1,561	1,584
05/05/21	1,595	1,588	1,579	1,590		1,580	1,598	1,588	1,563	1,585
06/05/21	1,596	1,590	1,581	1,596		1,588	1,601	1,591	1,564	1,587
07/05/21	1,598	1,593	1,586	1,598		1,588	1,604	1,594	1,567	1,590
08/05/21	1,602	1,595	1,589	1,598		1,588	1,601	1,596	1,569	1,592

QUOTAZIONI E PREZZI GIORNALIERI – 01.01.2021 – 31.08.2021

Data	AGIP ENI	API IP	ESSO	Q8	EX SHELL	TAMOIL	EX TOTALERG	MEDIA MARCHI	NO-LOGO	MEDIA RETE
09/05/21	1,603	1,595	1,589	1,598		1,589	1,607	1,596	1,570	1,592
10/05/21	1,603	1,596	1,589	1,598		1,589	1,607	1,597	1,570	1,593
11/05/21	1,604	1,597	1,590	1,600		1,589	1,609	1,598	1,571	1,594
12/05/21	1,605	1,598	1,590	1,601		1,590	1,609	1,598	1,572	1,594
13/05/21	1,605	1,600	1,590	1,601		1,590	1,609	1,599	1,572	1,595
14/05/21	1,605	1,600	1,591	1,601		1,590	1,609	1,599	1,573	1,595
15/05/21	1,604	1,600	1,592	1,602		1,587	1,611	1,599	1,575	1,595
16/05/21	1,604	1,600	1,591	1,602		1,587	1,611	1,599	1,574	1,595
17/05/21	1,604	1,600	1,591	1,596		1,588	1,612	1,598	1,574	1,594
18/05/21	1,605	1,600	1,591	1,596		1,587	1,613	1,598	1,574	1,594
19/05/21	1,605	1,600	1,590	1,600		1,587	1,612	1,598	1,575	1,595
20/05/21	1,605	1,600	1,590	1,600		1,587	1,609	1,598	1,575	1,595
21/05/21	1,606	1,600	1,591	1,600		1,586	1,616	1,599	1,575	1,595
22/05/21	1,605	1,600	1,590	1,600		1,585	1,610	1,598	1,575	1,595
23/05/21	1,605	1,599	1,590	1,600		1,585	1,609	1,598	1,575	1,594
24/05/21	1,605	1,600	1,589	1,592		1,585	1,613	1,596	1,574	1,593
25/05/21	1,605	1,599	1,589	1,591		1,585	1,614	1,596	1,574	1,593
26/05/21	1,605	1,598	1,589	1,592		1,585	1,615	1,596	1,573	1,592
27/05/21	1,605	1,598	1,589	1,591		1,584	1,612	1,596	1,573	1,592
28/05/21	1,604	1,599	1,589	1,593		1,585	1,613	1,596	1,573	1,593
29/05/21	1,604	1,599	1,589	1,598		1,585	1,615	1,597	1,573	1,593
30/05/21	1,605	1,599	1,589	1,598		1,585	1,615	1,597	1,573	1,594
31/05/21	1,604	1,599	1,589	1,598		1,585	1,610	1,597	1,574	1,594
01/06/21	1,605	1,600	1,589	1,599		1,586	1,615	1,598	1,574	1,594
02/06/21	1,605	1,600	1,591	1,605		1,587	1,610	1,600	1,575	1,596
03/06/21	1,609	1,600	1,592	1,605		1,587	1,609	1,601	1,574	1,597
04/06/21	1,612	1,602	1,594	1,606		1,588	1,611	1,603	1,576	1,599
05/06/21	1,613	1,604	1,595	1,607		1,594	1,612	1,605	1,577	1,601
06/06/21	1,613	1,605	1,596	1,607		1,595	1,610	1,605	1,577	1,601
07/06/21	1,613	1,605	1,596	1,607		1,595	1,611	1,605	1,577	1,601
08/06/21	1,614	1,606	1,597	1,607		1,597	1,617	1,606	1,579	1,602
09/06/21	1,614	1,607	1,597	1,608		1,598	1,617	1,607	1,580	1,603
10/06/21	1,613	1,608	1,598	1,609		1,598	1,617	1,607	1,580	1,603

QUOTAZIONI E PREZZI GIORNALIERI – 01.01.2021 – 31.08.2021

Data	AGIP ENI	API IP	ESSO	Q8	EX SHELL	TAMOIL	EX TOTALERG	MEDIA MARCHI	NO- LOGO	MEDIA RETE
11/06/21	1,616	1,609	1,599	1,608		1,597	1,619	1,608	1,580	1,603
12/06/21	1,621	1,611	1,601	1,610		1,598	1,620	1,611	1,582	1,606
13/06/21	1,621	1,612	1,603	1,611		1,598	1,621	1,611	1,582	1,607
14/06/21	1,622	1,612	1,603	1,610		1,598	1,620	1,611	1,583	1,607
15/06/21	1,622	1,618	1,605	1,616		1,600	1,624	1,615	1,584	1,610
16/06/21	1,623	1,620	1,607	1,617		1,603	1,626	1,616	1,586	1,612
17/06/21	1,624	1,621	1,609	1,618		1,605	1,627	1,618	1,587	1,613
18/06/21	1,625	1,623	1,611	1,618		1,608	1,629	1,619	1,588	1,614
19/06/21	1,626	1,625	1,612	1,619		1,612	1,632	1,620	1,589	1,616
20/06/21	1,626	1,625	1,612	1,619		1,612	1,632	1,620	1,589	1,616
21/06/21	1,626	1,625	1,612	1,619		1,612	1,631	1,620	1,590	1,616
22/06/21	1,629	1,626	1,614	1,620		1,614	1,625	1,622	1,592	1,618
23/06/21	1,633	1,628	1,616	1,625		1,614	1,632	1,625	1,595	1,621
24/06/21	1,635	1,631	1,618	1,629		1,617	1,633	1,628	1,597	1,623
25/06/21	1,635	1,633	1,622	1,631		1,619	1,638	1,630	1,599	1,625
26/06/21	1,636	1,634	1,625	1,632		1,621	1,640	1,631	1,602	1,627
27/06/21	1,636	1,635	1,626	1,632		1,622	1,641	1,632	1,603	1,627
28/06/21	1,637	1,635	1,626	1,631		1,621	1,641	1,632	1,603	1,627
29/06/21	1,637	1,637	1,627	1,633		1,623	1,646	1,633	1,606	1,629
30/06/21	1,639	1,637	1,628	1,634		1,625	1,646	1,634	1,608	1,630
01/07/21	1,643	1,637	1,629	1,639		1,626	1,645	1,637	1,610	1,632
02/07/21	1,644	1,638	1,631	1,645		1,627	1,641	1,639	1,611	1,634
03/07/21	1,647	1,641	1,632	1,646		1,628	1,646	1,641	1,614	1,637
04/07/21	1,650	1,641	1,633	1,647		1,628	1,646	1,642	1,615	1,638
05/07/21	1,651	1,641	1,634	1,646		1,628	1,647	1,642	1,615	1,638
06/07/21	1,655	1,645	1,635	1,652		1,634	1,651	1,647	1,618	1,642
07/07/21	1,661	1,648	1,640	1,654		1,640	1,655	1,651	1,621	1,646
08/07/21	1,662	1,650	1,645	1,656		1,641	1,659	1,653	1,623	1,648
09/07/21	1,663	1,650	1,645	1,656		1,642	1,657	1,653	1,625	1,649
10/07/21	1,664	1,651	1,645	1,662		1,642	1,661	1,655	1,627	1,651
11/07/21	1,664	1,651	1,646	1,663		1,643	1,663	1,655	1,628	1,651
12/07/21	1,664	1,651	1,646	1,662		1,643	1,663	1,655	1,628	1,651
13/07/21	1,665	1,653	1,647	1,663		1,644	1,666	1,656	1,629	1,652

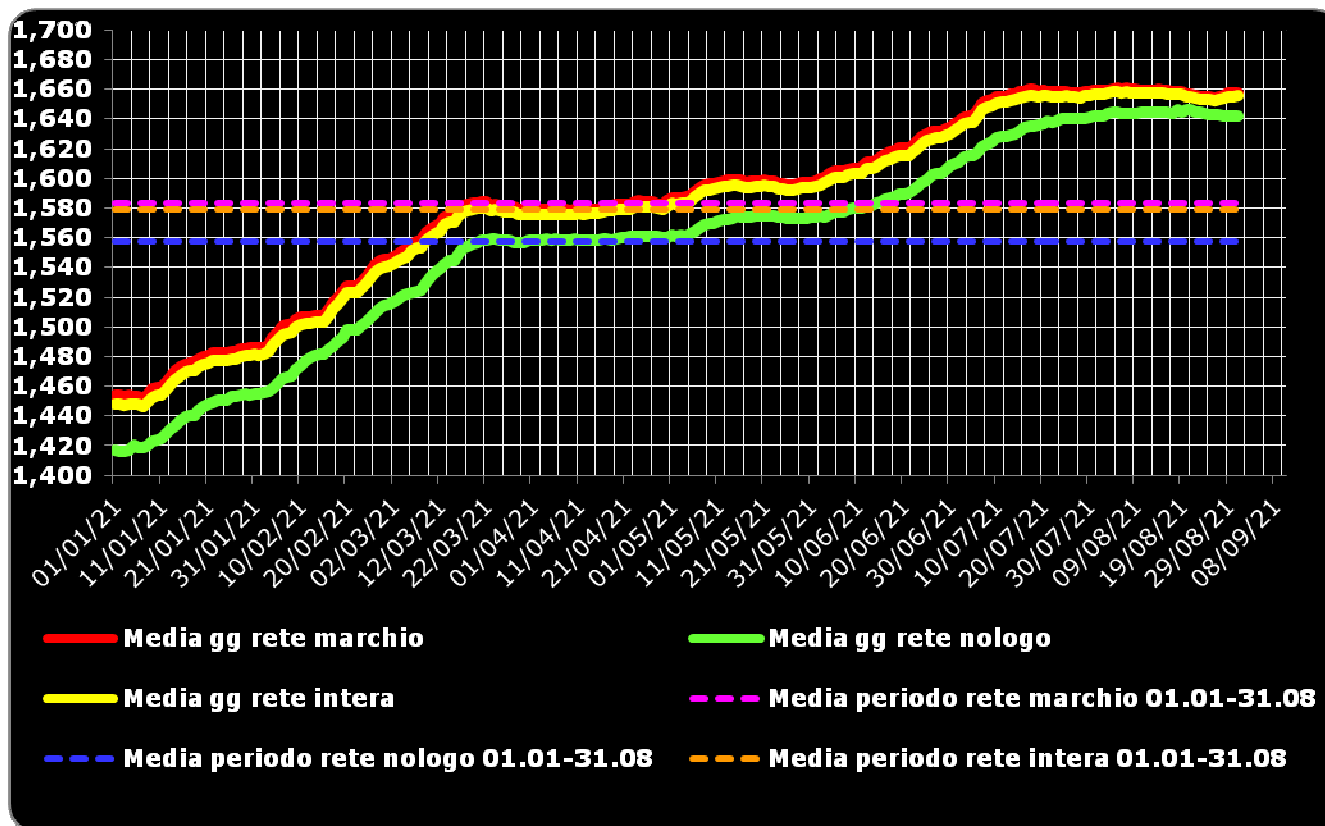
QUOTAZIONI E PREZZI GIORNALIERI – 01.01.2021 – 31.08.2021

Data	AGIP ENI	API IP	ESSO	Q8	EX SHELL	TAMOIL	EX TOTALERG	MEDIA MARCHI	NO-LOGO	MEDIA RETE
14/07/21	1,664	1,655	1,648	1,665		1,646	1,668	1,657	1,630	1,653
15/07/21	1,665	1,657	1,649	1,666		1,647	1,666	1,658	1,632	1,654
16/07/21	1,665	1,657	1,650	1,666		1,648	1,667	1,659	1,634	1,655
17/07/21	1,666	1,658	1,652	1,667		1,649	1,670	1,660	1,635	1,656
18/07/21	1,665	1,658	1,653	1,667		1,649	1,671	1,660	1,635	1,656
19/07/21	1,665	1,658	1,653	1,661		1,649	1,673	1,659	1,636	1,655
20/07/21	1,666	1,659	1,653	1,661		1,648	1,673	1,659	1,637	1,656
21/07/21	1,666	1,658	1,653	1,661		1,646	1,673	1,659	1,639	1,656
22/07/21	1,666	1,658	1,653	1,661		1,646	1,673	1,659	1,638	1,655
23/07/21	1,666	1,657	1,653	1,660		1,646	1,672	1,658	1,639	1,655
24/07/21	1,666	1,657	1,653	1,660		1,646	1,672	1,658	1,640	1,655
25/07/21	1,666	1,658	1,653	1,660		1,646	1,673	1,658	1,640	1,656
26/07/21	1,665	1,658	1,652	1,657		1,646	1,673	1,657	1,640	1,655
27/07/21	1,665	1,657	1,652	1,658		1,646	1,675	1,657	1,640	1,655
28/07/21	1,664	1,657	1,652	1,658		1,646	1,676	1,657	1,640	1,655
29/07/21	1,664	1,658	1,652	1,662		1,646	1,673	1,658	1,640	1,655
30/07/21	1,664	1,659	1,653	1,662		1,646	1,676	1,659	1,641	1,656
31/07/21	1,664	1,659	1,654	1,663		1,647	1,675	1,659	1,642	1,657
01/08/21	1,664	1,660	1,654	1,663		1,648	1,675	1,660	1,642	1,657
02/08/21	1,664	1,660	1,654	1,663		1,648	1,677	1,660	1,642	1,657
03/08/21	1,664	1,660	1,655	1,663		1,648	1,674	1,660	1,644	1,657
04/08/21	1,664	1,661	1,656	1,664		1,648	1,680	1,660	1,645	1,658
05/08/21	1,664	1,661	1,656	1,665		1,648	1,680	1,661	1,645	1,658
06/08/21	1,663	1,662	1,656	1,664		1,648	1,680	1,660	1,644	1,658
07/08/21	1,663	1,662	1,656	1,665		1,648	1,681	1,661	1,644	1,658
08/08/21	1,663	1,662	1,656	1,664		1,648	1,680	1,660	1,644	1,658
09/08/21	1,664	1,662	1,656	1,660		1,648	1,680	1,660	1,644	1,657
10/08/21	1,663	1,661	1,657	1,661		1,647	1,681	1,660	1,645	1,657
11/08/21	1,664	1,661	1,656	1,661		1,647	1,681	1,660	1,645	1,657
12/08/21	1,663	1,661	1,656	1,661		1,647	1,679	1,659	1,645	1,657
13/08/21	1,664	1,661	1,656	1,661		1,647	1,678	1,660	1,645	1,657
14/08/21	1,664	1,661	1,658	1,661		1,647	1,678	1,660	1,645	1,658
15/08/21	1,663	1,660	1,658	1,661		1,647	1,679	1,659	1,645	1,657

QUOTAZIONI E PREZZI GIORNALIERI – 01.01.2021 – 31.08.2021

Data	AGIP ENI	API IP	ESSO	Q8	EX SHELL	TAMOIL	EX TOTALERG	MEDIA MARCHI	NO-LOGO	MEDIA RETE
16/08/21	1,663	1,661	1,658	1,658		1,647	1,679	1,659	1,645	1,657
17/08/21	1,663	1,660	1,658	1,658		1,647	1,680	1,659	1,644	1,657
18/08/21	1,662	1,660	1,658	1,658		1,647	1,679	1,658	1,646	1,657
19/08/21	1,660	1,660	1,658	1,659		1,647	1,682	1,658	1,645	1,656
20/08/21	1,657	1,659	1,658	1,659		1,646	1,676	1,657	1,646	1,655
21/08/21	1,656	1,659	1,656	1,659		1,645	1,684	1,656	1,646	1,655
22/08/21	1,656	1,658	1,656	1,658		1,645	1,684	1,656	1,645	1,654
23/08/21	1,656	1,658	1,655	1,654		1,645	1,680	1,655	1,645	1,654
24/08/21	1,655	1,659	1,655	1,654		1,643	1,675	1,655	1,644	1,653
25/08/21	1,656	1,658	1,655	1,654		1,643	1,680	1,655	1,643	1,653
26/08/21	1,655	1,658	1,654	1,654		1,643	1,679	1,654	1,643	1,653
27/08/21	1,656	1,657	1,655	1,658		1,643	1,679	1,655	1,643	1,654
28/08/21	1,657	1,657	1,654	1,660		1,643	1,679	1,656	1,642	1,654
29/08/21	1,661	1,658	1,655	1,661		1,644	1,679	1,658	1,642	1,655
30/08/21	1,661	1,658	1,655	1,660		1,644	1,679	1,657	1,642	1,655
31/08/21	1,663	1,657	1,655	1,660		1,645	1,680	1,658	1,642	1,655
<b>MEDIA</b>	<b>1,591</b>	<b>1,583</b>	<b>1,575</b>	<b>1,583</b>		<b>1,574</b>	<b>1,594</b>	<b>1,583</b>	<b>1,558</b>	<b>1,579</b>

## Grafico prezzi benzina self media rete di marchio, rete no-logo e rete intera - Euro/litro



## SEZIONE 2.2 – PREZZI ITALIA: RETE DI MARCHIO SERVITO – MEDIA RETE DI MARCHIO, RETE NO-LOGO E RETE GENERALE – BENZINA – EURO/LITRO

Data	AGIP ENI	API IP	ESSO	Q8	EX SHELL	TAMOIL	EX TOTALERG	MEDIA MARCHI	NO- LOGO	MEDIA RETE
01/01/21	1,666	1,668	1,603	1,627	1,459	1,527	1,542	1,633	1,458	1,598
02/01/21	1,666	1,668	1,604	1,628	1,459	1,528	1,541	1,633	1,459	1,599
03/01/21	1,666	1,669	1,604	1,628	1,459	1,530	1,539	1,634	1,458	1,599
04/01/21	1,665	1,667	1,604	1,625	1,459	1,526	1,545	1,632	1,458	1,598
05/01/21	1,664	1,669	1,605	1,628	1,459	1,527	1,540	1,633	1,462	1,600
06/01/21	1,664	1,667	1,607	1,630	1,459	1,527	1,542	1,633	1,461	1,599
07/01/21	1,662	1,667	1,607	1,628	0,000	1,526	1,539	1,630	1,463	1,597
08/01/21	1,663	1,668	1,608	1,629	1,459	1,530	1,536	1,632	1,465	1,599
09/01/21	1,667	1,668	1,611	1,627	1,459	1,536	1,542	1,635	1,469	1,602
10/01/21	1,667	1,667	1,612	1,628	1,459	1,537	1,543	1,635	1,469	1,603
11/01/21	1,668	1,667	1,612	1,628	1,459	1,537	1,542	1,636	1,471	1,604
12/01/21	1,671	1,668	1,614	1,629	1,459	1,542	1,547	1,638	1,473	1,605
13/01/21	1,676	1,670	1,616	1,628	1,472	1,546	1,552	1,641	1,476	1,609
14/01/21	1,677	1,671	1,618	1,633	1,472	1,552	1,554	1,643	1,478	1,611
15/01/21	1,680	1,674	1,623	1,636	1,482	1,555	1,558	1,647	1,480	1,614
16/01/21	1,683	1,674	1,624	1,639	1,482	1,557	1,555	1,648	1,482	1,615
17/01/21	1,684	1,675	1,626	1,641	1,482	1,557	1,560	1,649	1,482	1,616
18/01/21	1,685	1,676	1,626	1,642	1,482	1,556	1,559	1,650	1,483	1,617
19/01/21	1,686	1,679	1,629	1,645	1,482	1,559	1,557	1,652	1,486	1,619
20/01/21	1,687	1,679	1,632	1,647	1,482	1,561	1,560	1,653	1,488	1,620
21/01/21	1,689	1,680	1,634	1,648	1,482	1,562	1,561	1,655	1,489	1,621
22/01/21	1,689	1,677	1,635	1,651	1,482	1,565	1,566	1,655	1,490	1,622
23/01/21	1,689	1,680	1,636	1,649	1,482	1,566	1,569	1,654	1,493	1,621
24/01/21	1,688	1,681	1,636	1,651	1,482	1,565	1,571	1,654	1,494	1,622
25/01/21	1,689	1,681	1,636	1,651	1,482	1,565	1,574	1,655	1,493	1,622
26/01/21	1,689	1,684	1,635	1,652	1,482	1,568	1,573	1,656	1,494	1,623
27/01/21	1,689	1,688	1,635	1,651	1,482	1,570	1,578	1,658	1,495	1,625
28/01/21	1,689	1,688	1,637	1,653	1,482	1,571	1,579	1,659	1,495	1,626
29/01/21	1,689	1,691	1,641	1,653	1,482	1,571	1,579	1,661	1,497	1,629

**QUOTAZIONI E PREZZI GIORNALIERI – 01.01.2021 – 31.08.2021**

<b>Data</b>	<b>AGIP ENI</b>	<b>API IP</b>	<b>ESSO</b>	<b>Q8</b>	<b>EX SHELL</b>	<b>TAMOIL</b>	<b>EX TOTALERG</b>	<b>MEDIA MARCHI</b>	<b>NO-LOGO</b>	<b>MEDIA RETE</b>
30/01/21	1,690	1,690	1,642	1,656	1,482	1,571	1,577	1,662	1,497	1,630
31/01/21	1,689	1,691	1,641	1,657	1,482	1,571	1,578	1,662	1,497	1,630
01/02/21	1,690	1,691	1,642	1,657	1,482	1,571	1,573	1,662	1,497	1,630
02/02/21	1,690	1,690	1,643	1,660	1,482	1,569	1,571	1,662	1,499	1,630
03/02/21	1,695	1,686	1,642	1,662	1,482	1,568	1,570	1,662	1,499	1,630
04/02/21	1,702	1,695	1,643	1,661		1,572	1,580	1,668	1,501	1,636
05/02/21	1,706	1,700	1,645	1,663	1,482	1,578	1,575	1,672	1,503	1,638
06/02/21	1,707	1,702	1,648	1,665	1,482	1,582	1,584	1,674	1,507	1,641
07/02/21	1,708	1,703	1,650	1,667	1,482	1,582	1,582	1,675	1,508	1,642
08/02/21	1,708	1,704	1,650	1,667	1,482	1,582	1,581	1,676	1,508	1,643
09/02/21	1,709	1,708	1,652	1,670	1,482	1,587	1,587	1,678	1,512	1,646
10/02/21	1,709	1,712	1,654	1,673	1,482	1,589	1,585	1,680	1,515	1,648
11/02/21	1,709	1,713	1,655	1,676	1,509	1,590	1,593	1,679	1,518	1,646
12/02/21	1,709	1,715	1,657	1,678	1,509	1,589	1,592	1,680	1,519	1,647
13/02/21	1,709	1,713	1,658	1,680	1,509	1,589	1,593	1,680	1,520	1,646
14/02/21	1,710	1,713	1,659	1,679	1,509	1,589	1,593	1,681	1,521	1,647
15/02/21	1,710	1,712	1,660	1,679	1,509	1,589	1,593	1,681	1,522	1,647
16/02/21	1,714	1,712	1,661	1,680	1,509	1,594	1,593	1,683	1,525	1,650
17/02/21	1,718	1,716	1,663	1,686	1,509	1,601	1,604	1,688	1,528	1,656
18/02/21	1,721	1,721	1,666	1,688	1,544	1,605	1,605	1,692	1,530	1,660
19/02/21	1,726	1,725	1,670	1,693	1,544	1,609	1,606	1,697	1,533	1,665
20/02/21	1,728	1,727	1,676	1,695	1,544	1,614	1,607	1,699	1,539	1,668
21/02/21	1,728	1,727	1,676	1,695	1,544	1,614	1,607	1,699	1,539	1,668
22/02/21	1,728	1,727	1,676	1,695	1,544	1,614	1,607	1,700	1,539	1,668
23/02/21	1,731	1,729	1,678	1,698	1,544	1,614	1,607	1,702	1,542	1,671
24/02/21	1,735	1,729	1,681	1,699	1,544	1,619	1,610	1,704	1,544	1,672
25/02/21	1,739	1,730	1,684	1,699		1,621	1,615	1,706	1,547	1,675
26/02/21	1,744	1,736	1,688	1,703	1,544	1,627	1,624	1,712	1,550	1,680
27/02/21	1,746	1,742	1,692	1,707	1,544	1,629	1,623	1,715	1,554	1,684
28/02/21	1,746	1,741	1,694	1,708	1,544	1,630	1,622	1,716	1,555	1,685
01/03/21	1,747	1,742	1,694	1,708	1,544	1,630	1,624	1,716	1,555	1,685
02/03/21	1,750	1,744	1,695	1,712	1,567	1,631	1,628	1,719	1,558	1,688
03/03/21	1,754	1,746	1,698	1,715	1,567	1,632	1,628	1,721	1,559	1,690

QUOTAZIONI E PREZZI GIORNALIERI – 01.01.2021 – 31.08.2021

Data	AGIP ENI	API IP	ESSO	Q8	EX SHELL	TAMOIL	EX TOTALERG	MEDIA MARCHI	NO-LOGO	MEDIA RETE
04/03/21	1,756	1,748	1,699	1,717	1,567	1,632	1,627	1,723	1,562	1,692
05/03/21	1,757	1,749	1,701	1,718	1,559	1,631	1,626	1,724	1,563	1,693
06/03/21	1,760	1,748	1,704	1,718	1,559	1,636	1,632	1,726	1,564	1,695
07/03/21	1,762	1,751	1,706	1,719	1,559	1,637	1,633	1,728	1,565	1,697
08/03/21	1,764	1,751	1,707	1,720	1,559	1,637	1,634	1,729	1,566	1,698
09/03/21	1,766	1,757	1,709	1,724	1,570	1,646	1,637	1,734	1,570	1,702
10/03/21	1,767	1,760	1,713	1,725	1,570	1,650	1,642	1,735	1,574	1,704
11/03/21	1,769	1,762	1,715	1,727	1,599	1,651	1,645	1,737	1,578	1,706
12/03/21	1,771	1,763	1,717	1,730	1,599	1,652	1,647	1,739	1,580	1,707
13/03/21	1,775	1,766	1,718	1,732	1,599	1,658	1,648	1,742	1,583	1,711
14/03/21	1,775	1,767	1,721	1,733	1,599	1,658	1,649	1,743	1,586	1,712
15/03/21	1,776	1,767	1,722	1,734	1,599	1,659	1,649	1,743	1,586	1,712
16/03/21	1,776	1,772	1,724	1,735	1,599	1,662	1,654	1,746	1,590	1,715
17/03/21	1,777	1,774	1,728	1,737	1,599	1,667	1,661	1,748	1,593	1,718
18/03/21	1,777	1,776	1,730	1,741	1,599	1,668	1,664	1,750	1,593	1,719
19/03/21	1,778	1,780	1,731	1,743	1,599	1,670	1,668	1,752	1,595	1,722
20/03/21	1,777	1,781	1,732	1,745	1,599	1,669	1,670	1,751	1,596	1,720
21/03/21	1,778	1,781	1,732	1,745	1,599	1,669	1,671	1,751	1,597	1,720
22/03/21	1,777	1,780	1,733	1,745	1,599	1,669	1,672	1,751	1,597	1,720
23/03/21	1,779	1,777	1,735	1,744	1,599	1,667	1,668	1,751	1,599	1,721
24/03/21	1,779	1,774	1,734	1,743	1,567	1,668	1,668	1,750	1,598	1,720
25/03/21	1,780	1,775	1,734	1,744	1,567	1,666	1,664	1,751	1,598	1,721
26/03/21	1,780	1,775	1,734	1,745	1,567	1,665	1,662	1,751	1,598	1,722
27/03/21	1,780	1,776	1,734	1,745	1,567	1,666	1,663	1,751	1,598	1,721
28/03/21	1,780	1,777	1,732	1,744	1,567	1,666	1,664	1,751	1,598	1,721
29/03/21	1,780	1,778	1,732	1,745	1,567	1,665	1,665	1,751	1,598	1,721
30/03/21	1,780	1,777	1,731	1,744	1,567	1,666	1,671	1,750	1,598	1,721
31/03/21	1,780	1,775	1,732	1,746	0,000	1,667	1,664	1,750	1,599	1,721
01/04/21	1,780	1,775	1,731	1,746	0,000	1,667	1,664	1,750	1,599	1,721
02/04/21	1,780	1,774	1,731	1,746	1,584	1,668	1,664	1,750	1,600	1,720
03/04/21	1,780	1,772	1,730	1,745	1,584	1,668	1,661	1,749	1,598	1,719
04/04/21	1,779	1,771	1,732	1,746	1,584	1,669	1,657	1,749	1,599	1,719
05/04/21	1,779	1,772	1,733	1,746	1,584	1,669	1,657	1,749	1,599	1,719

QUOTAZIONI E PREZZI GIORNALIERI – 01.01.2021 – 31.08.2021

Data	AGIP ENI	API IP	ESSO	Q8	EX SHELL	TAMOIL	EX TOTALERG	MEDIA MARCHI	NO-LOGO	MEDIA RETE
06/04/21	1,780	1,773	1,734	1,747	1,584	1,668	1,671	1,750	1,599	1,720
07/04/21	1,780	1,767	1,731	1,747	1,584	1,669	1,665	1,748	1,598	1,718
08/04/21	1,779	1,771	1,731	1,747	1,584	1,670	1,660	1,749	1,599	1,719
09/04/21	1,779	1,775	1,731	1,746	1,584	1,669	1,668	1,750	1,599	1,720
10/04/21	1,780	1,776	1,731	1,745	1,584	1,668	1,667	1,751	1,600	1,721
11/04/21	1,781	1,775	1,732	1,745	1,584	1,669	1,665	1,751	1,600	1,722
12/04/21	1,781	1,775	1,731	1,745	1,584	1,668	1,666	1,751	1,600	1,722
13/04/21	1,781	1,776	1,730	1,745	1,584	1,666	1,665	1,751	1,600	1,722
14/04/21	1,781	1,778	1,731	1,746	1,584	1,665	1,669	1,751	1,599	1,722
15/04/21	1,782	1,779	1,732	1,747	1,584	1,663	1,663	1,752	1,600	1,722
16/04/21	1,781	1,780	1,732	1,747	1,580	1,663	1,669	1,752	1,601	1,723
17/04/21	1,780	1,781	1,733	1,750	1,580	1,665	1,669	1,753	1,600	1,723
18/04/21	1,781	1,783	1,734	1,750	1,580	1,664	1,669	1,754	1,600	1,724
19/04/21	1,780	1,782	1,734	1,751	1,580	1,665	1,670	1,753	1,601	1,724
20/04/21	1,780	1,783	1,734	1,752	1,602	1,666	1,674	1,754	1,601	1,724
21/04/21	1,780	1,783	1,733	1,752	1,602	1,667	1,670	1,754	1,601	1,724
22/04/21	1,779	1,784	1,733	1,752	1,602	1,667	1,669	1,754	1,602	1,724
23/04/21	1,779	1,783	1,733	1,752	1,579	1,667	1,662	1,753	1,601	1,723
24/04/21	1,779	1,784	1,732	1,752	1,579	1,666	1,662	1,753	1,601	1,722
25/04/21	1,779	1,784	1,732	1,751	1,579	1,666	1,664	1,753	1,601	1,723
26/04/21	1,780	1,785	1,733	1,750	1,579	1,666	1,663	1,754	1,600	1,723
27/04/21	1,781	1,785	1,733	1,752	1,579	1,666	1,661	1,754	1,601	1,724
28/04/21	1,781	1,785	1,734	1,752	1,579	1,665	1,658	1,754	1,602	1,725
29/04/21	1,780	1,785	1,734	1,751	1,579	1,664	1,665	1,754	1,600	1,723
30/04/21	1,783	1,786	1,734	1,752	1,579	1,668	1,662	1,756	1,600	1,726
01/05/21	1,784	1,786	1,731	1,754	1,603	1,668	1,665	1,756	1,601	1,727
02/05/21	1,784	1,788	1,731	1,755	1,603	1,668	1,668	1,757	1,601	1,728
03/05/21	1,785	1,787	1,731	1,754	1,603	1,668	1,669	1,757	1,602	1,728
04/05/21	1,788	1,786	1,737	1,755	1,603	1,666	1,669	1,759	1,603	1,730
05/05/21	1,789	1,785	1,739	1,754	1,603	1,667	1,661	1,759	1,603	1,730
06/05/21	1,790	1,784	1,740	1,753	1,603	1,673	1,662	1,760	1,604	1,731
07/05/21	1,792	1,787	1,743	1,753	1,603	1,673	1,671	1,762	1,607	1,733
08/05/21	1,796	1,787	1,746	1,754		1,673	1,673	1,764	1,610	1,734

QUOTAZIONI E PREZZI GIORNALIERI – 01.01.2021 – 31.08.2021

Data	AGIP ENI	API IP	ESSO	Q8	EX SHELL	TAMOIL	EX TOTALERG	MEDIA MARCHI	NO-LOGO	MEDIA RETE
09/05/21	1,796	1,787	1,747	1,754		1,674	1,677	1,764	1,610	1,734
10/05/21	1,797	1,787	1,746	1,755		1,676	1,676	1,765	1,611	1,735
11/05/21	1,798	1,790	1,746	1,756	1,620	1,675	1,679	1,766	1,612	1,736
12/05/21	1,798	1,791	1,747	1,760	1,620	1,676	1,680	1,767	1,613	1,737
13/05/21	1,799	1,791	1,748	1,760	1,620	1,675	1,678	1,767	1,613	1,737
14/05/21	1,799	1,790	1,750	1,760	1,620	1,676	1,673	1,768	1,613	1,738
15/05/21	1,799	1,790	1,751	1,760	1,599	1,673	1,672	1,766	1,615	1,736
16/05/21	1,799	1,789	1,750	1,762	1,599	1,672	1,672	1,766	1,614	1,735
17/05/21	1,800	1,790	1,750	1,762	1,599	1,673	1,672	1,766	1,614	1,735
18/05/21	1,800	1,792	1,751	1,764	1,599	1,673	1,680	1,767	1,616	1,737
19/05/21	1,801	1,792	1,751	1,765	1,599	1,673	1,674	1,767	1,617	1,737
20/05/21	1,800	1,790	1,750	1,765	1,599	1,673	1,678	1,766	1,617	1,737
21/05/21	1,800	1,790	1,751	1,766	1,599	1,673	1,682	1,767	1,617	1,737
22/05/21	1,800	1,791	1,749	1,766	1,585	1,671	1,676	1,766	1,616	1,736
23/05/21	1,799	1,791	1,749	1,767	1,585	1,671	1,676	1,766	1,616	1,736
24/05/21	1,800	1,791	1,749	1,765	1,585	1,671	1,677	1,767	1,616	1,736
25/05/21	1,800	1,792	1,750	1,764	1,585	1,670	1,672	1,766	1,615	1,736
26/05/21	1,800	1,791	1,749	1,764	1,585	1,670	1,677	1,766	1,614	1,736
27/05/21	1,801	1,793	1,749	1,762	1,585	1,669	1,679	1,767	1,615	1,736
28/05/21	1,801	1,794	1,750	1,763	1,585	1,671	1,679	1,768	1,615	1,737
29/05/21	1,803	1,794	1,751	1,764		1,673	1,685	1,769	1,615	1,738
30/05/21	1,804	1,793	1,750	1,763		1,673	1,687	1,769	1,615	1,738
31/05/21	1,804	1,792	1,750	1,763		1,673	1,685	1,769	1,615	1,739
01/06/21	1,805	1,793	1,749	1,766		1,674	1,689	1,770	1,616	1,740
02/06/21	1,806	1,793	1,750	1,767		1,675	1,681	1,770	1,616	1,740
03/06/21	1,811	1,793	1,751	1,767		1,676	1,677	1,773	1,616	1,742
04/06/21	1,812	1,795	1,747	1,767		1,676	1,680	1,773	1,618	1,744
05/06/21	1,814	1,793	1,755	1,769		1,679	1,681	1,775	1,618	1,745
06/06/21	1,815	1,792	1,756	1,770		1,680	1,678	1,776	1,620	1,746
07/06/21	1,815	1,792	1,756	1,770		1,680	1,678	1,776	1,620	1,746
08/06/21	1,816	1,792	1,756	1,771		1,682	1,691	1,776	1,622	1,747
09/06/21	1,816	1,791	1,756	1,777		1,684	1,689	1,777	1,623	1,747
10/06/21	1,815	1,789	1,756	1,778		1,684	1,687	1,776	1,622	1,745

QUOTAZIONI E PREZZI GIORNALIERI – 01.01.2021 – 31.08.2021

Data	AGIP ENI	API IP	ESSO	Q8	EX SHELL	TAMOIL	EX TOTALERG	MEDIA MARCHI	NO- LOGO	MEDIA RETE
11/06/21	1,817	1,789	1,756	1,778		1,684	1,685	1,775	1,621	1,744
12/06/21	1,823	1,789	1,759	1,776	1,609	1,685	1,684	1,779	1,622	1,748
13/06/21	1,823	1,789	1,761	1,780	1,609	1,685	1,683	1,780	1,623	1,749
14/06/21	1,824	1,791	1,761	1,780	1,609	1,684	1,682	1,781	1,623	1,749
15/06/21	1,825	1,792	1,761	1,782	1,609	1,686	1,685	1,782	1,625	1,751
16/06/21	1,826	1,793	1,764	1,784	1,609	1,689	1,688	1,784	1,625	1,752
17/06/21	1,827	1,792	1,766	1,784	1,609	1,691	1,689	1,784	1,628	1,753
18/06/21	1,828	1,794	1,767	1,786	1,619	1,694	1,700	1,786	1,629	1,755
19/06/21	1,829	1,795	1,768	1,789	1,622	1,696	1,702	1,785	1,630	1,753
20/06/21	1,829	1,795	1,768	1,788	1,622	1,696	1,701	1,785	1,630	1,752
21/06/21	1,829	1,795	1,768	1,788	1,622	1,697	1,700	1,785	1,631	1,753
22/06/21	1,832	1,794	1,771	1,787	1,622	1,699	1,694	1,787	1,634	1,755
23/06/21	1,837	1,796	1,772	1,788	1,622	1,699	1,706	1,790	1,636	1,758
24/06/21	1,839	1,799	1,775	1,790	1,622	1,702	1,703	1,793	1,637	1,761
25/06/21	1,839	1,798	1,779	1,791	1,622	1,705	1,700	1,794	1,640	1,763
26/06/21	1,840	1,800	1,781	1,793		1,708	1,707	1,796	1,642	1,764
27/06/21	1,839	1,801	1,782	1,793		1,708	1,708	1,796	1,643	1,764
28/06/21	1,840	1,802	1,782	1,794		1,709	1,709	1,796	1,644	1,765
29/06/21	1,840	1,801	1,783	1,796		1,710	1,714	1,797	1,646	1,766
30/06/21	1,841	1,800	1,784	1,798		1,711	1,708	1,795	1,648	1,763
01/07/21	1,845	1,798	1,784	1,799		1,712	1,703	1,798	1,649	1,766
02/07/21	1,847	1,798	1,784	1,800		1,713	1,700	1,799	1,650	1,768
03/07/21	1,848	1,802	1,785	1,804		1,713	1,709	1,802	1,653	1,771
04/07/21	1,852	1,803	1,787	1,805		1,713	1,714	1,804	1,653	1,773
05/07/21	1,853	1,804	1,788	1,805		1,714	1,713	1,805	1,654	1,774
06/07/21	1,858	1,809	1,789	1,807		1,719	1,715	1,809	1,657	1,778
07/07/21	1,862	1,811	1,795	1,809		1,723	1,719	1,813	1,661	1,782
08/07/21	1,864	1,814	1,799	1,812		1,724	1,726	1,815	1,663	1,785
09/07/21	1,864	1,815	1,800	1,814		1,726	1,726	1,816	1,665	1,786
10/07/21	1,865	1,815	1,801	1,814		1,727	1,729	1,817	1,668	1,787
11/07/21	1,865	1,816	1,801	1,816		1,727	1,726	1,817	1,669	1,787
12/07/21	1,866	1,816	1,801	1,817		1,727	1,727	1,817	1,668	1,788
13/07/21	1,866	1,816	1,803	1,816		1,728	1,732	1,818	1,670	1,788

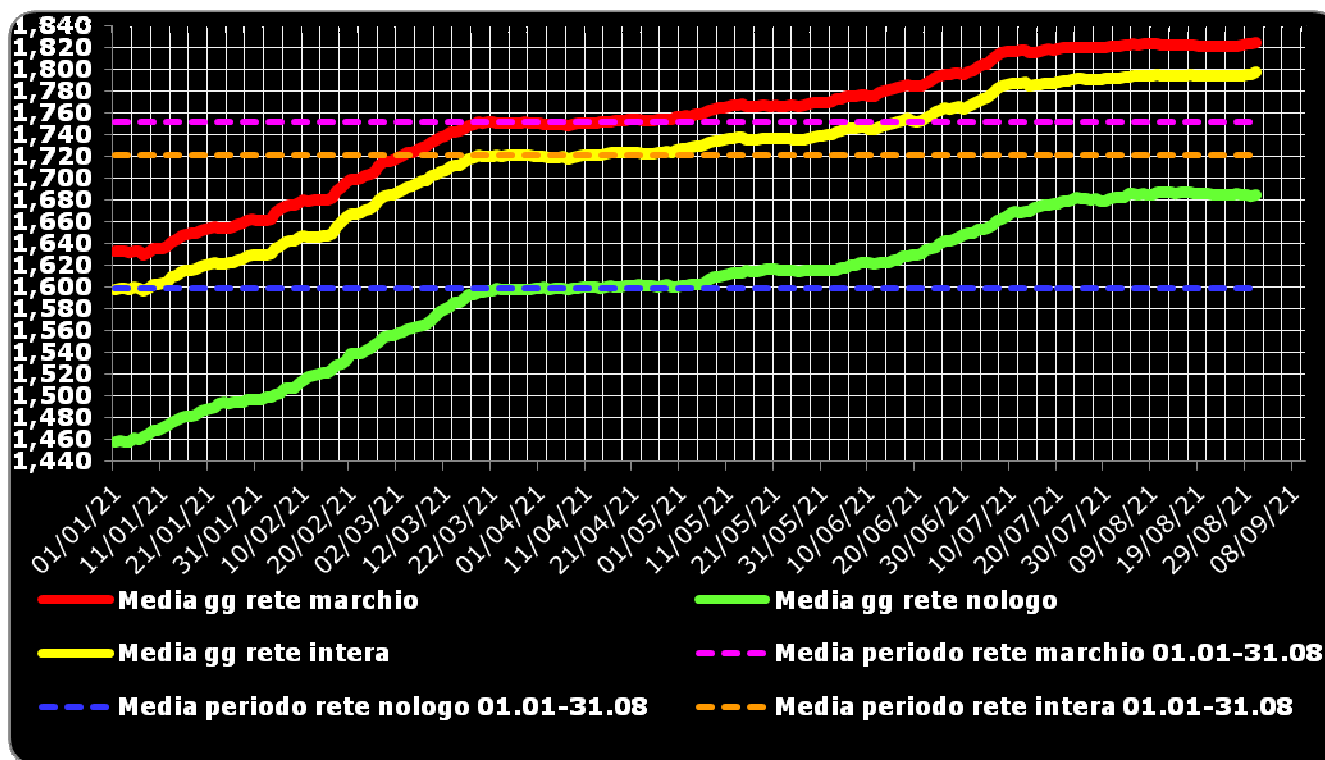
QUOTAZIONI E PREZZI GIORNALIERI – 01.01.2021 – 31.08.2021

Data	AGIP ENI	API IP	ESSO	Q8	EX SHELL	TAMOIL	EX TOTALERG	MEDIA MARCHI	NO-LOGO	MEDIA RETE
14/07/21	1,865	1,815	1,804	1,818		1,730	1,737	1,815	1,670	1,784
15/07/21	1,867	1,816	1,804	1,819		1,731	1,735	1,816	1,673	1,785
16/07/21	1,867	1,818	1,804	1,820		1,730	1,734	1,816	1,674	1,785
17/07/21	1,867	1,817	1,805	1,823		1,731	1,732	1,817	1,675	1,787
18/07/21	1,867	1,819	1,806	1,822		1,732	1,734	1,818	1,675	1,788
19/07/21	1,867	1,818	1,807	1,822		1,731	1,736	1,818	1,676	1,788
20/07/21	1,867	1,817	1,808	1,825		1,732	1,730	1,818	1,677	1,788
21/07/21	1,868	1,821	1,807	1,826		1,731	1,729	1,819	1,679	1,790
22/07/21	1,868	1,821	1,808	1,824		1,730	1,732	1,820	1,679	1,790
23/07/21	1,868	1,821	1,809	1,824		1,730	1,731	1,820	1,680	1,791
24/07/21	1,868	1,821	1,811	1,824		1,730	1,734	1,820	1,682	1,792
25/07/21	1,867	1,822	1,811	1,824		1,731	1,730	1,820	1,681	1,791
26/07/21	1,867	1,822	1,810	1,824		1,731	1,730	1,820	1,681	1,791
27/07/21	1,867	1,820	1,809	1,825		1,730	1,731	1,820	1,680	1,790
28/07/21	1,866	1,820	1,809	1,826		1,729	1,727	1,819	1,681	1,791
29/07/21	1,866	1,819	1,808	1,826		1,730	1,729	1,820	1,679	1,790
30/07/21	1,866	1,820	1,808	1,827		1,731	1,733	1,820	1,679	1,791
31/07/21	1,867	1,821	1,809	1,829		1,733	1,737	1,821	1,681	1,792
01/08/21	1,866	1,821	1,810	1,830		1,733	1,741	1,821	1,682	1,792
02/08/21	1,866	1,822	1,810	1,830		1,733	1,743	1,822	1,682	1,792
03/08/21	1,867	1,823	1,811	1,832		1,732	1,745	1,822	1,683	1,793
04/08/21	1,867	1,820	1,811	1,833		1,732	1,737	1,822	1,686	1,793
05/08/21	1,867	1,823	1,812	1,832		1,734	1,745	1,823	1,686	1,794
06/08/21	1,866	1,824	1,811	1,832		1,734	1,742	1,823	1,685	1,794
07/08/21	1,866	1,825	1,812	1,831		1,733	1,738	1,823	1,686	1,794
08/08/21	1,866	1,824	1,813	1,831		1,733	1,739	1,823	1,685	1,794
09/08/21	1,866	1,824	1,813	1,831		1,734	1,734	1,823	1,685	1,794
10/08/21	1,865	1,826	1,814	1,828		1,732	1,737	1,823	1,687	1,795
11/08/21	1,866	1,825	1,813	1,829		1,731	1,739	1,822	1,687	1,794
12/08/21	1,866	1,823	1,813	1,831		1,732	1,738	1,822	1,687	1,794
13/08/21	1,866	1,823	1,814	1,832		1,732	1,736	1,822	1,687	1,795
14/08/21	1,866	1,821	1,816	1,832		1,732	1,740	1,822	1,686	1,794
15/08/21	1,866	1,821	1,816	1,833		1,733	1,737	1,822	1,687	1,794

QUOTAZIONI E PREZZI GIORNALIERI – 01.01.2021 – 31.08.2021

Data	AGIP ENI	API IP	ESSO	Q8	EX SHELL	TAMOIL	EX TOTALERG	MEDIA MARCHI	NO-LOGO	MEDIA RETE
16/08/21	1,866	1,822	1,816	1,833		1,733	1,737	1,823	1,687	1,795
17/08/21	1,866	1,824	1,815	1,834		1,732	1,741	1,823	1,687	1,795
18/08/21	1,865	1,822	1,816	1,832		1,733	1,743	1,822	1,686	1,794
19/08/21	1,862	1,821	1,816	1,832		1,732	1,740	1,821	1,686	1,793
20/08/21	1,860	1,821	1,816	1,832		1,731	1,741	1,821	1,686	1,794
21/08/21	1,860	1,821	1,814	1,832		1,729	1,746	1,821	1,686	1,794
22/08/21	1,860	1,820	1,813	1,833		1,729	1,749	1,821	1,685	1,794
23/08/21	1,860	1,822	1,813	1,833		1,729	1,747	1,821	1,685	1,794
24/08/21	1,859	1,824	1,812	1,830		1,727	1,744	1,821	1,685	1,794
25/08/21	1,859	1,825	1,811	1,828		1,726	1,748	1,822	1,685	1,794
26/08/21	1,859	1,825	1,810	1,827		1,728	1,748	1,821	1,685	1,794
27/08/21	1,859	1,827	1,811	1,824		1,730	1,746	1,822	1,686	1,795
28/08/21	1,860	1,829	1,810	1,827		1,730	1,743	1,822	1,685	1,794
29/08/21	1,863	1,830	1,811	1,827		1,730	1,741	1,824	1,685	1,796
30/08/21	1,863	1,830	1,811	1,827		1,730	1,742	1,824	1,684	1,796
31/08/21	1,865	1,833	1,812	1,828		1,730	1,738	1,825	1,685	1,797
<b>MEDIA</b>	<b>1,788</b>	<b>1,770</b>	<b>1,734</b>	<b>1,750</b>	<b>1,525</b>	<b>1,662</b>	<b>1,664</b>	<b>1,752</b>	<b>1,599</b>	<b>1,721</b>

## Grafico prezzi benzina servito media rete di marchio, rete no-logo e rete intera - Euro/litro



## SEZIONE 2.3 – PREZZI ITALIA: RETE DI MARCHIO SELF – MEDIA RETE DI MARCHIO, RETE NO-LOGO E RETE GENERALE – GASOLIO – EURO/LITRO

Data	AGIP ENI	API IP	ESSO	Q8	EX SHELL	TAMOIL	EX TOTALERG	MEDIA MARCHI	NO-LOGO	MEDIA RETE
01/01/21	1,344	1,330	1,313	1,322		1,312	1,336	1,328	1,289	1,322
02/01/21	1,344	1,330	1,312	1,322		1,312	1,335	1,327	1,288	1,322
03/01/21	1,344	1,329	1,312	1,316		1,312	1,334	1,326	1,288	1,320
04/01/21	1,345	1,330	1,313	1,322		1,311	1,338	1,328	1,289	1,322
05/01/21	1,346	1,331	1,313	1,323		1,311	1,339	1,329	1,292	1,323
06/01/21	1,346	1,331	1,315	1,323		1,311	1,339	1,329	1,292	1,323
07/01/21	1,345	1,331	1,316	1,323		1,311	1,336	1,328	1,293	1,323
08/01/21	1,348	1,333	1,318	1,330		1,313	1,337	1,331	1,292	1,326
09/01/21	1,353	1,334	1,323	1,331		1,317	1,338	1,335	1,295	1,329
10/01/21	1,354	1,335	1,324	1,331		1,318	1,338	1,336	1,297	1,330
11/01/21	1,354	1,335	1,325	1,331		1,317	1,338	1,336	1,297	1,330
12/01/21	1,357	1,337	1,328	1,332		1,320	1,343	1,338	1,300	1,332
13/01/21	1,362	1,340	1,330	1,340		1,322	1,342	1,342	1,303	1,336
14/01/21	1,363	1,344	1,333	1,343		1,327	1,344	1,345	1,304	1,339
15/01/21	1,364	1,346	1,337	1,345		1,332	1,346	1,348	1,309	1,342
16/01/21	1,365	1,347	1,339	1,346		1,335	1,348	1,349	1,310	1,343
17/01/21	1,365	1,349	1,340	1,346		1,335	1,353	1,350	1,310	1,343
18/01/21	1,366	1,350	1,340	1,347		1,335	1,354	1,350	1,310	1,344
19/01/21	1,367	1,352	1,342	1,348		1,338	1,357	1,352	1,314	1,346
20/01/21	1,367	1,353	1,343	1,348		1,340	1,359	1,353	1,315	1,347
21/01/21	1,367	1,354	1,345	1,351		1,341	1,358	1,354	1,317	1,348
22/01/21	1,367	1,356	1,346	1,351		1,342	1,356	1,355	1,317	1,349
23/01/21	1,366	1,357	1,347	1,350		1,343	1,351	1,354	1,319	1,349
24/01/21	1,366	1,356	1,346	1,350		1,343	1,353	1,354	1,320	1,349
25/01/21	1,366	1,356	1,346	1,350		1,343	1,355	1,354	1,320	1,349
26/01/21	1,366	1,359	1,347	1,349		1,344	1,356	1,355	1,322	1,350
27/01/21	1,366	1,360	1,347	1,348		1,344	1,365	1,355	1,322	1,350
28/01/21	1,369	1,363	1,346	1,348		1,345	1,365	1,357	1,322	1,351
29/01/21	1,373	1,362	1,348	1,349		1,347	1,362	1,358	1,323	1,353

QUOTAZIONI E PREZZI GIORNALIERI – 01.01.2021 – 31.08.2021

Data	AGIP ENI	API IP	ESSO	Q8	EX SHELL	TAMOIL	EX TOTALERG	MEDIA MARCHI	NO-LOGO	MEDIA RETE
30/01/21	1,375	1,362	1,349	1,349		1,346	1,361	1,359	1,323	1,354
31/01/21	1,375	1,362	1,349	1,349		1,346	1,360	1,359	1,323	1,354
01/02/21	1,375	1,362	1,350	1,349		1,347	1,360	1,359	1,323	1,354
02/02/21	1,376	1,362	1,350	1,348		1,346	1,366	1,359	1,324	1,354
03/02/21	1,381	1,362	1,350	1,351		1,346	1,364	1,361	1,325	1,356
04/02/21	1,389	1,366	1,354	1,358		1,350	1,367	1,367	1,326	1,361
05/02/21	1,392	1,369	1,358	1,364		1,353	1,368	1,371	1,329	1,364
06/02/21	1,393	1,373	1,360	1,372		1,356	1,377	1,374	1,333	1,368
07/02/21	1,394	1,374	1,362	1,373		1,357	1,375	1,375	1,334	1,369
08/02/21	1,394	1,374	1,363	1,373		1,357	1,374	1,376	1,334	1,369
09/02/21	1,395	1,379	1,366	1,375		1,362	1,377	1,379	1,338	1,372
10/02/21	1,395	1,381	1,369	1,377		1,363	1,375	1,380	1,341	1,374
11/02/21	1,396	1,382	1,371	1,379		1,364	1,385	1,381	1,344	1,375
12/02/21	1,395	1,382	1,373	1,378		1,365	1,389	1,381	1,346	1,375
13/02/21	1,396	1,382	1,374	1,379		1,366	1,390	1,382	1,348	1,376
14/02/21	1,396	1,382	1,374	1,379		1,366	1,392	1,382	1,349	1,376
15/02/21	1,396	1,382	1,375	1,379		1,366	1,392	1,382	1,350	1,377
16/02/21	1,399	1,384	1,376	1,387		1,370	1,394	1,386	1,353	1,380
17/02/21	1,404	1,390	1,378	1,390		1,377	1,404	1,390	1,356	1,385
18/02/21	1,407	1,392	1,381	1,394		1,384	1,405	1,394	1,359	1,389
19/02/21	1,412	1,397	1,386	1,397		1,388	1,408	1,398	1,362	1,393
20/02/21	1,414	1,402	1,392	1,400		1,393	1,406	1,402	1,367	1,397
21/02/21	1,414	1,402	1,392	1,400		1,393	1,406	1,402	1,367	1,397
22/02/21	1,414	1,402	1,392	1,400		1,393	1,406	1,402	1,367	1,397
23/02/21	1,417	1,403	1,395	1,401		1,395	1,410	1,404	1,370	1,399
24/02/21	1,422	1,405	1,397	1,405		1,402	1,411	1,408	1,372	1,402
25/02/21	1,426	1,409	1,400	1,407		1,403	1,417	1,411	1,374	1,405
26/02/21	1,431	1,415	1,404	1,412		1,410	1,420	1,416	1,377	1,410
27/02/21	1,433	1,417	1,407	1,413		1,412	1,422	1,418	1,380	1,412
28/02/21	1,433	1,418	1,409	1,414		1,412	1,423	1,419	1,382	1,413
01/03/21	1,434	1,419	1,410	1,414		1,412	1,424	1,420	1,382	1,414
02/03/21	1,437	1,420	1,412	1,415		1,413	1,428	1,422	1,385	1,416
03/03/21	1,442	1,420	1,413	1,416		1,414	1,429	1,423	1,387	1,418

QUOTAZIONI E PREZZI GIORNALIERI – 01.01.2021 – 31.08.2021

Data	AGIP ENI	API IP	ESSO	Q8	EX SHELL	TAMOIL	EX TOTALERG	MEDIA MARCHI	NO-LOGO	MEDIA RETE
04/03/21	1,443	1,421	1,414	1,420		1,415	1,427	1,425	1,388	1,419
05/03/21	1,444	1,423	1,415	1,420		1,415	1,428	1,426	1,389	1,420
06/03/21	1,446	1,428	1,419	1,426		1,421	1,433	1,430	1,390	1,424
07/03/21	1,449	1,430	1,420	1,427		1,421	1,432	1,432	1,390	1,426
08/03/21	1,450	1,430	1,421	1,427		1,421	1,432	1,432	1,391	1,426
09/03/21	1,452	1,436	1,423	1,436		1,429	1,435	1,437	1,395	1,431
10/03/21	1,454	1,438	1,427	1,438		1,431	1,441	1,440	1,398	1,433
11/03/21	1,455	1,440	1,428	1,439		1,432	1,444	1,441	1,401	1,435
12/03/21	1,458	1,440	1,430	1,442		1,432	1,444	1,443	1,402	1,436
13/03/21	1,462	1,445	1,432	1,443		1,433	1,445	1,446	1,404	1,439
14/03/21	1,463	1,446	1,433	1,444		1,434	1,445	1,447	1,406	1,440
15/03/21	1,463	1,447	1,434	1,444		1,434	1,446	1,447	1,407	1,441
16/03/21	1,464	1,453	1,438	1,447		1,436	1,454	1,450	1,409	1,444
17/03/21	1,464	1,455	1,440	1,447		1,437	1,457	1,451	1,411	1,445
18/03/21	1,464	1,456	1,441	1,448		1,438	1,457	1,452	1,412	1,446
19/03/21	1,465	1,458	1,442	1,448		1,438	1,458	1,453	1,413	1,447
20/03/21	1,464	1,458	1,442	1,449		1,438	1,457	1,452	1,413	1,446
21/03/21	1,464	1,458	1,442	1,449		1,438	1,458	1,453	1,414	1,447
22/03/21	1,464	1,458	1,442	1,449		1,438	1,458	1,453	1,414	1,447
23/03/21	1,465	1,453	1,442	1,445		1,436	1,457	1,450	1,414	1,445
24/03/21	1,465	1,451	1,442	1,445		1,436	1,458	1,450	1,414	1,445
25/03/21	1,465	1,450	1,440	1,445		1,435	1,456	1,449	1,413	1,444
26/03/21	1,465	1,447	1,439	1,444		1,436	1,450	1,448	1,413	1,443
27/03/21	1,465	1,446	1,439	1,444		1,436	1,453	1,448	1,412	1,442
28/03/21	1,465	1,447	1,438	1,444		1,436	1,454	1,448	1,411	1,442
29/03/21	1,465	1,447	1,439	1,436		1,436	1,454	1,446	1,411	1,441
30/03/21	1,465	1,445	1,438	1,436		1,437	1,456	1,446	1,411	1,441
31/03/21	1,465	1,445	1,437	1,436		1,437	1,458	1,446	1,411	1,440
01/04/21	1,465	1,445	1,437	1,436		1,437	1,459	1,446	1,411	1,440
02/04/21	1,466	1,445	1,437	1,436		1,436	1,459	1,446	1,411	1,441
03/04/21	1,466	1,443	1,435	1,436		1,436	1,448	1,445	1,411	1,440
04/04/21	1,465	1,443	1,436	1,436		1,436	1,448	1,445	1,412	1,440
05/04/21	1,465	1,443	1,435	1,435		1,436	1,447	1,444	1,412	1,439

QUOTAZIONI E PREZZI GIORNALIERI – 01.01.2021 – 31.08.2021

Data	AGIP ENI	API IP	ESSO	Q8	EX SHELL	TAMOIL	EX TOTALERG	MEDIA MARCHI	NO-LOGO	MEDIA RETE
06/04/21	1,465	1,442	1,436	1,434		1,435	1,451	1,444	1,411	1,439
07/04/21	1,465	1,442	1,436	1,435		1,435	1,458	1,444	1,410	1,439
08/04/21	1,465	1,442	1,436	1,436		1,435	1,457	1,445	1,410	1,439
09/04/21	1,465	1,443	1,436	1,436		1,435	1,457	1,445	1,410	1,440
10/04/21	1,465	1,442	1,435	1,436		1,435	1,458	1,445	1,410	1,439
11/04/21	1,465	1,443	1,435	1,436		1,435	1,459	1,445	1,410	1,440
12/04/21	1,465	1,443	1,435	1,433		1,435	1,459	1,444	1,410	1,439
13/04/21	1,464	1,443	1,434	1,436		1,433	1,454	1,444	1,410	1,439
14/04/21	1,464	1,443	1,434	1,437		1,432	1,454	1,444	1,409	1,439
15/04/21	1,462	1,444	1,434	1,438		1,432	1,453	1,444	1,410	1,439
16/04/21	1,461	1,446	1,434	1,441		1,431	1,456	1,445	1,410	1,440
17/04/21	1,461	1,447	1,434	1,445		1,432	1,453	1,446	1,410	1,441
18/04/21	1,461	1,447	1,435	1,445		1,432	1,452	1,446	1,410	1,441
19/04/21	1,461	1,447	1,435	1,444		1,433	1,453	1,446	1,410	1,441
20/04/21	1,460	1,448	1,435	1,444		1,434	1,455	1,446	1,411	1,441
21/04/21	1,460	1,448	1,436	1,444		1,434	1,449	1,447	1,411	1,441
22/04/21	1,460	1,448	1,436	1,444		1,434	1,450	1,446	1,411	1,441
23/04/21	1,460	1,458	1,436	1,445		1,434	1,457	1,449	1,411	1,443
24/04/21	1,460	1,457	1,436	1,445		1,433	1,458	1,448	1,411	1,442
25/04/21	1,460	1,458	1,436	1,445		1,433	1,457	1,449	1,411	1,442
26/04/21	1,461	1,458	1,436	1,441		1,433	1,457	1,448	1,411	1,442
27/04/21	1,461	1,459	1,436	1,441		1,433	1,459	1,448	1,411	1,442
28/04/21	1,461	1,448	1,436	1,441		1,432	1,452	1,446	1,412	1,441
29/04/21	1,460	1,449	1,435	1,442		1,431	1,464	1,446	1,411	1,441
30/04/21	1,463	1,449	1,435	1,447		1,431	1,453	1,448	1,411	1,442
01/05/21	1,467	1,450	1,437	1,448		1,432	1,457	1,450	1,413	1,445
02/05/21	1,467	1,450	1,437	1,447		1,432	1,457	1,450	1,413	1,445
03/05/21	1,467	1,451	1,438	1,448		1,433	1,458	1,451	1,413	1,445
04/05/21	1,468	1,451	1,439	1,449		1,433	1,457	1,451	1,414	1,446
05/05/21	1,469	1,452	1,440	1,449		1,433	1,457	1,452	1,414	1,446
06/05/21	1,469	1,454	1,442	1,455		1,446	1,459	1,455	1,415	1,450
07/05/21	1,472	1,456	1,447	1,456		1,446	1,462	1,458	1,417	1,452
08/05/21	1,476	1,458	1,449	1,456		1,446	1,457	1,459	1,419	1,453

QUOTAZIONI E PREZZI GIORNALIERI – 01.01.2021 – 31.08.2021

Data	AGIP ENI	API IP	ESSO	Q8	EX SHELL	TAMOIL	EX TOTALERG	MEDIA MARCHI	NO-LOGO	MEDIA RETE
09/05/21	1,476	1,458	1,450	1,456		1,447	1,464	1,460	1,419	1,454
10/05/21	1,476	1,458	1,450	1,455		1,447	1,463	1,460	1,420	1,454
11/05/21	1,477	1,459	1,450	1,457		1,446	1,466	1,460	1,421	1,454
12/05/21	1,478	1,459	1,450	1,458		1,446	1,467	1,461	1,421	1,455
13/05/21	1,478	1,461	1,450	1,459		1,445	1,466	1,462	1,422	1,456
14/05/21	1,478	1,461	1,451	1,459		1,445	1,466	1,462	1,423	1,456
15/05/21	1,478	1,460	1,451	1,459		1,442	1,467	1,461	1,424	1,455
16/05/21	1,478	1,460	1,450	1,460		1,442	1,467	1,461	1,424	1,455
17/05/21	1,478	1,460	1,451	1,453		1,443	1,468	1,459	1,423	1,454
18/05/21	1,478	1,460	1,450	1,453		1,442	1,469	1,459	1,424	1,454
19/05/21	1,478	1,460	1,450	1,456		1,442	1,466	1,460	1,425	1,454
20/05/21	1,478	1,460	1,450	1,457		1,441	1,464	1,460	1,425	1,455
21/05/21	1,478	1,459	1,450	1,457		1,441	1,471	1,460	1,425	1,455
22/05/21	1,478	1,459	1,449	1,457		1,440	1,466	1,459	1,425	1,454
23/05/21	1,478	1,459	1,449	1,457		1,440	1,465	1,459	1,425	1,454
24/05/21	1,478	1,459	1,448	1,449		1,440	1,470	1,458	1,425	1,453
25/05/21	1,478	1,458	1,449	1,448		1,439	1,469	1,457	1,424	1,452
26/05/21	1,477	1,458	1,448	1,448		1,439	1,471	1,457	1,423	1,452
27/05/21	1,477	1,457	1,448	1,448		1,438	1,468	1,457	1,423	1,451
28/05/21	1,477	1,458	1,448	1,449		1,439	1,469	1,457	1,423	1,452
29/05/21	1,477	1,458	1,448	1,455		1,440	1,470	1,459	1,423	1,453
30/05/21	1,478	1,458	1,448	1,455		1,440	1,470	1,459	1,423	1,453
31/05/21	1,477	1,458	1,448	1,454		1,440	1,464	1,458	1,424	1,453
01/06/21	1,478	1,459	1,448	1,455		1,440	1,472	1,459	1,424	1,454
02/06/21	1,479	1,460	1,450	1,461		1,442	1,467	1,461	1,425	1,456
03/06/21	1,482	1,460	1,451	1,462		1,442	1,467	1,463	1,425	1,457
04/06/21	1,485	1,462	1,453	1,462		1,443	1,467	1,465	1,427	1,459
05/06/21	1,485	1,464	1,454	1,463		1,449	1,469	1,466	1,428	1,461
06/06/21	1,486	1,465	1,455	1,464		1,449	1,467	1,467	1,428	1,461
07/06/21	1,486	1,465	1,456	1,463		1,450	1,468	1,467	1,428	1,461
08/06/21	1,487	1,467	1,456	1,464		1,452	1,476	1,468	1,430	1,463
09/06/21	1,487	1,469	1,457	1,465		1,453	1,476	1,469	1,432	1,464
10/06/21	1,486	1,470	1,458	1,466		1,454	1,476	1,470	1,432	1,464

QUOTAZIONI E PREZZI GIORNALIERI – 01.01.2021 – 31.08.2021

Data	AGIP ENI	API IP	ESSO	Q8	EX SHELL	TAMOIL	EX TOTALERG	MEDIA MARCHI	NO-LOGO	MEDIA RETE
11/06/21	1,489	1,471	1,458	1,466		1,452	1,478	1,470	1,432	1,464
12/06/21	1,493	1,474	1,461	1,467		1,453	1,479	1,473	1,434	1,467
13/06/21	1,494	1,474	1,462	1,468		1,454	1,479	1,474	1,434	1,468
14/06/21	1,494	1,474	1,463	1,467		1,454	1,480	1,474	1,435	1,468
15/06/21	1,495	1,480	1,465	1,473		1,455	1,483	1,478	1,436	1,471
16/06/21	1,496	1,482	1,467	1,475		1,459	1,485	1,480	1,438	1,473
17/06/21	1,496	1,483	1,469	1,475		1,462	1,488	1,480	1,440	1,474
18/06/21	1,497	1,486	1,471	1,476		1,466	1,490	1,483	1,442	1,476
19/06/21	1,498	1,488	1,472	1,477		1,469	1,493	1,484	1,443	1,477
20/06/21	1,498	1,488	1,473	1,477		1,469	1,493	1,484	1,443	1,477
21/06/21	1,498	1,488	1,473	1,477		1,469	1,493	1,484	1,444	1,477
22/06/21	1,501	1,489	1,474	1,478		1,471	1,485	1,485	1,446	1,479
23/06/21	1,505	1,492	1,476	1,483		1,471	1,493	1,489	1,448	1,482
24/06/21	1,507	1,495	1,478	1,488		1,474	1,494	1,492	1,451	1,486
25/06/21	1,507	1,497	1,482	1,489		1,476	1,500	1,493	1,452	1,487
26/06/21	1,508	1,498	1,485	1,490		1,479	1,500	1,495	1,455	1,489
27/06/21	1,508	1,498	1,485	1,490		1,479	1,501	1,495	1,456	1,489
28/06/21	1,509	1,499	1,486	1,489		1,479	1,502	1,495	1,457	1,489
29/06/21	1,509	1,500	1,487	1,491		1,481	1,506	1,496	1,458	1,490
30/06/21	1,511	1,500	1,488	1,491		1,482	1,506	1,497	1,460	1,491
01/07/21	1,514	1,500	1,489	1,496		1,483	1,505	1,499	1,461	1,493
02/07/21	1,516	1,500	1,489	1,502		1,483	1,497	1,501	1,463	1,495
03/07/21	1,518	1,504	1,491	1,503		1,484	1,505	1,503	1,465	1,497
04/07/21	1,521	1,504	1,492	1,503		1,484	1,505	1,504	1,466	1,498
05/07/21	1,522	1,504	1,493	1,503		1,485	1,505	1,505	1,466	1,499
06/07/21	1,527	1,508	1,494	1,509		1,490	1,509	1,509	1,469	1,503
07/07/21	1,532	1,511	1,499	1,510		1,495	1,513	1,513	1,471	1,507
08/07/21	1,534	1,513	1,503	1,512		1,497	1,515	1,515	1,472	1,508
09/07/21	1,535	1,513	1,504	1,512		1,497	1,515	1,516	1,473	1,509
10/07/21	1,535	1,513	1,503	1,518		1,497	1,519	1,517	1,475	1,510
11/07/21	1,536	1,514	1,504	1,518		1,498	1,521	1,517	1,475	1,511
12/07/21	1,536	1,514	1,504	1,518		1,498	1,521	1,517	1,475	1,511
13/07/21	1,536	1,515	1,505	1,518		1,499	1,523	1,518	1,477	1,512

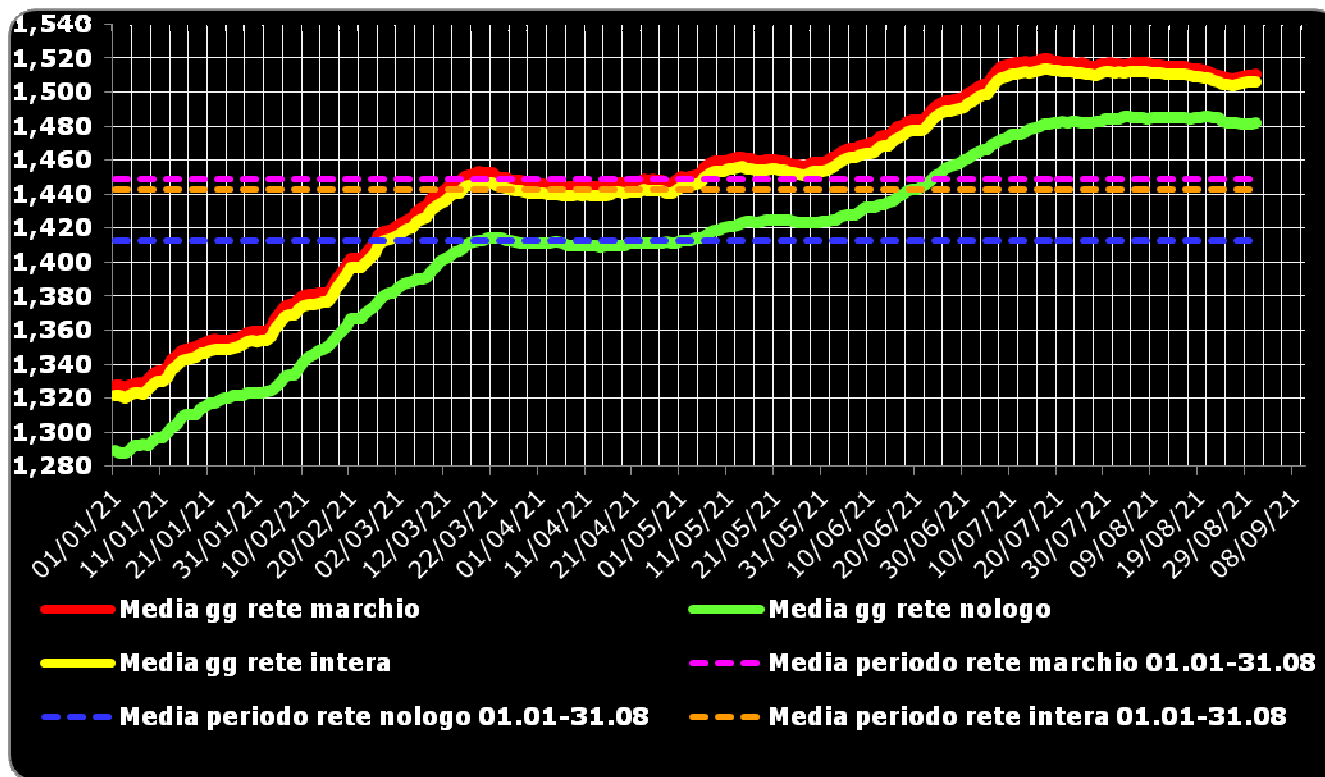
QUOTAZIONI E PREZZI GIORNALIERI – 01.01.2021 – 31.08.2021

Data	AGIP ENI	API IP	ESSO	Q8	EX SHELL	TAMOIL	EX TOTALERG	MEDIA MARCHI	NO-LOGO	MEDIA RETE
14/07/21	1,535	1,516	1,506	1,520		1,500	1,524	1,518	1,478	1,511
15/07/21	1,536	1,517	1,506	1,520		1,501	1,521	1,518	1,479	1,512
16/07/21	1,537	1,518	1,507	1,521		1,501	1,522	1,519	1,480	1,513
17/07/21	1,537	1,518	1,508	1,521		1,502	1,523	1,520	1,481	1,513
18/07/21	1,536	1,519	1,508	1,521		1,502	1,523	1,520	1,481	1,514
19/07/21	1,536	1,519	1,509	1,514		1,502	1,526	1,518	1,482	1,513
20/07/21	1,537	1,519	1,509	1,514		1,500	1,524	1,518	1,482	1,513
21/07/21	1,537	1,517	1,509	1,514		1,497	1,525	1,518	1,483	1,512
22/07/21	1,537	1,517	1,508	1,513		1,497	1,525	1,517	1,482	1,512
23/07/21	1,537	1,516	1,508	1,513		1,497	1,525	1,517	1,483	1,512
24/07/21	1,536	1,516	1,508	1,513		1,497	1,524	1,517	1,483	1,512
25/07/21	1,537	1,516	1,508	1,513		1,497	1,525	1,517	1,482	1,512
26/07/21	1,536	1,516	1,507	1,509		1,497	1,525	1,516	1,482	1,511
27/07/21	1,535	1,515	1,507	1,510		1,496	1,524	1,515	1,482	1,510
28/07/21	1,534	1,515	1,506	1,510		1,496	1,526	1,515	1,483	1,510
29/07/21	1,535	1,515	1,507	1,514		1,496	1,523	1,516	1,483	1,511
30/07/21	1,535	1,516	1,507	1,514		1,496	1,526	1,517	1,484	1,512
31/07/21	1,534	1,517	1,508	1,515		1,496	1,524	1,517	1,484	1,512
01/08/21	1,534	1,516	1,508	1,515		1,497	1,525	1,517	1,484	1,512
02/08/21	1,534	1,517	1,508	1,514		1,497	1,525	1,517	1,484	1,512
03/08/21	1,533	1,516	1,508	1,514		1,496	1,523	1,516	1,486	1,512
04/08/21	1,533	1,516	1,509	1,514		1,496	1,531	1,517	1,486	1,512
05/08/21	1,533	1,517	1,509	1,515		1,497	1,526	1,517	1,485	1,512
06/08/21	1,533	1,517	1,509	1,515		1,497	1,526	1,517	1,485	1,512
07/08/21	1,533	1,517	1,509	1,515		1,497	1,526	1,517	1,485	1,512
08/08/21	1,533	1,517	1,509	1,515		1,496	1,526	1,517	1,484	1,512
09/08/21	1,533	1,517	1,509	1,510		1,496	1,526	1,516	1,485	1,511
10/08/21	1,533	1,516	1,509	1,510		1,496	1,527	1,516	1,485	1,511
11/08/21	1,534	1,516	1,508	1,511		1,495	1,526	1,516	1,485	1,511
12/08/21	1,533	1,516	1,508	1,511		1,495	1,527	1,515	1,485	1,511
13/08/21	1,534	1,515	1,507	1,510		1,494	1,527	1,515	1,485	1,510
14/08/21	1,533	1,515	1,510	1,510		1,494	1,527	1,515	1,485	1,511
15/08/21	1,533	1,515	1,510	1,510		1,495	1,527	1,515	1,485	1,511

QUOTAZIONI E PREZZI GIORNALIERI – 01.01.2021 – 31.08.2021

Data	AGIP ENI	API IP	ESSO	Q8	EX SHELL	TAMOIL	EX TOTALERG	MEDIA MARCHI	NO-LOGO	MEDIA RETE
16/08/21	1,533	1,515	1,510	1,508		1,495	1,527	1,515	1,485	1,510
17/08/21	1,532	1,514	1,510	1,507		1,494	1,530	1,514	1,484	1,510
18/08/21	1,531	1,514	1,510	1,507		1,494	1,526	1,514	1,485	1,509
19/08/21	1,529	1,514	1,510	1,508		1,494	1,531	1,514	1,485	1,509
20/08/21	1,526	1,513	1,510	1,508		1,493	1,524	1,512	1,486	1,509
21/08/21	1,525	1,513	1,509	1,507		1,492	1,531	1,512	1,486	1,508
22/08/21	1,523	1,512	1,508	1,507		1,492	1,533	1,511	1,485	1,507
23/08/21	1,521	1,513	1,508	1,503		1,492	1,530	1,510	1,485	1,506
24/08/21	1,518	1,513	1,506	1,503		1,490	1,525	1,509	1,483	1,505
25/08/21	1,518	1,512	1,505	1,503		1,490	1,527	1,508	1,482	1,505
26/08/21	1,517	1,511	1,505	1,503		1,489	1,524	1,508	1,482	1,504
27/08/21	1,517	1,511	1,505	1,506		1,490	1,523	1,508	1,482	1,505
28/08/21	1,518	1,511	1,505	1,509		1,490	1,524	1,509	1,481	1,505
29/08/21	1,521	1,511	1,505	1,509		1,490	1,523	1,510	1,481	1,506
30/08/21	1,522	1,511	1,505	1,508		1,490	1,523	1,510	1,481	1,506
31/08/21	1,523	1,511	1,505	1,508		1,492	1,524	1,511	1,482	1,506
<b>MEDIA</b>	<b>1,465</b>	<b>1,449</b>	<b>1,438</b>	<b>1,444</b>		<b>1,433</b>	<b>1,455</b>	<b>1,449</b>	<b>1,412</b>	<b>1,443</b>

## Grafico prezzi gasolio self media rete di marchio, rete no-logo e rete intera - Euro/litro



## SEZIONE 2.4 – PREZZI ITALIA: RETE DI MARCHIO SERVITO – MEDIA RETE DI MARCHIO, RETE NO-LOGO E RETE GENERALE – GASOLIO – EURO/LITRO

Data	AGIP ENI	API IP	ESSO	Q8	EX SHELL	TAMOIL	EX TOTALERG	MEDIA MARCHI	NO- LOGO	MEDIA RETE
01/01/21	1,539	1,556	1,477	1,513	1,269	1,416	1,420	1,513	1,331	1,477
02/01/21	1,539	1,556	1,478	1,513	1,269	1,416	1,419	1,513	1,331	1,477
03/01/21	1,539	1,557	1,478	1,512	1,269	1,415	1,417	1,513	1,330	1,477
04/01/21	1,539	1,556	1,478	1,511	1,269	1,415	1,423	1,513	1,331	1,477
05/01/21	1,540	1,557	1,479	1,514	1,269	1,417	1,419	1,514	1,335	1,479
06/01/21	1,541	1,555	1,481	1,515	1,269	1,418	1,424	1,514	1,334	1,479
07/01/21	1,540	1,556	1,482	1,512	0,000	1,416	1,423	1,512	1,337	1,477
08/01/21	1,543	1,557	1,484	1,515	1,316	1,418	1,420	1,515	1,338	1,480
09/01/21	1,547	1,557	1,488	1,514	1,316	1,422	1,424	1,518	1,342	1,483
10/01/21	1,548	1,556	1,489	1,514	1,316	1,423	1,425	1,519	1,343	1,484
11/01/21	1,548	1,556	1,490	1,514	1,316	1,423	1,423	1,519	1,343	1,484
12/01/21	1,552	1,557	1,491	1,515	1,316	1,425	1,428	1,521	1,346	1,486
13/01/21	1,557	1,559	1,493	1,516	1,316	1,429	1,430	1,524	1,349	1,490
14/01/21	1,558	1,560	1,495	1,520	1,316	1,433	1,431	1,526	1,349	1,491
15/01/21	1,559	1,563	1,500	1,522	1,346	1,436	1,436	1,529	1,351	1,494
16/01/21	1,559	1,564	1,501	1,525	1,346	1,438	1,433	1,530	1,353	1,494
17/01/21	1,559	1,565	1,502	1,525	1,346	1,437	1,438	1,530	1,353	1,494
18/01/21	1,560	1,565	1,502	1,527	1,346	1,437	1,436	1,530	1,353	1,495
19/01/21	1,560	1,567	1,505	1,529	1,346	1,440	1,434	1,532	1,356	1,497
20/01/21	1,560	1,567	1,507	1,531	1,346	1,442	1,436	1,532	1,357	1,497
21/01/21	1,561	1,569	1,510	1,532	1,346	1,443	1,436	1,534	1,359	1,499
22/01/21	1,561	1,566	1,510	1,535	1,346	1,446	1,439	1,534	1,359	1,499
23/01/21	1,561	1,568	1,511	1,533	1,346	1,445	1,441	1,533	1,362	1,498
24/01/21	1,560	1,569	1,510	1,533	1,346	1,444	1,444	1,533	1,363	1,499
25/01/21	1,561	1,569	1,511	1,533	1,346	1,444	1,446	1,534	1,363	1,499
26/01/21	1,561	1,572	1,509	1,533	1,346	1,447	1,443	1,534	1,365	1,500
27/01/21	1,560	1,576	1,509	1,533	1,346	1,448	1,449	1,536	1,365	1,501
28/01/21	1,562	1,576	1,511	1,536	1,346	1,449	1,451	1,538	1,363	1,503
29/01/21	1,567	1,579	1,515	1,534	1,346	1,450	1,451	1,541	1,366	1,507

QUOTAZIONI E PREZZI GIORNALIERI – 01.01.2021 – 31.08.2021

Data	AGIP ENI	API IP	ESSO	Q8	EX SHELL	TAMOIL	EX TOTALERG	MEDIA MARCHI	NO-LOGO	MEDIA RETE
30/01/21	1,568	1,578	1,516	1,538	1,346	1,449	1,449	1,542	1,365	1,508
31/01/21	1,568	1,579	1,516	1,539	1,346	1,449	1,450	1,542	1,365	1,508
01/02/21	1,569	1,579	1,517	1,537	1,346	1,449	1,445	1,542	1,366	1,508
02/02/21	1,570	1,578	1,518	1,540	1,346	1,448	1,445	1,543	1,367	1,508
03/02/21	1,575	1,574	1,517	1,544	1,346	1,446	1,444	1,543	1,368	1,509
04/02/21	1,582	1,584	1,519	1,542		1,450	1,456	1,549	1,370	1,515
05/02/21	1,586	1,590	1,522	1,544	1,350	1,456	1,451	1,553	1,372	1,517
06/02/21	1,587	1,592	1,524	1,547	1,350	1,459	1,460	1,555	1,375	1,520
07/02/21	1,588	1,593	1,526	1,549	1,350	1,459	1,457	1,557	1,376	1,521
08/02/21	1,588	1,593	1,527	1,549	1,350	1,459	1,455	1,557	1,376	1,522
09/02/21	1,589	1,597	1,529	1,551	1,350	1,464	1,461	1,560	1,379	1,524
10/02/21	1,590	1,602	1,531	1,555	1,350	1,466	1,457	1,562	1,382	1,527
11/02/21	1,589	1,603	1,532	1,558	1,350	1,467	1,468	1,561	1,385	1,525
12/02/21	1,589	1,604	1,534	1,561	1,350	1,466	1,466	1,562	1,386	1,525
13/02/21	1,589	1,601	1,535	1,562	1,350	1,467	1,467	1,562	1,388	1,525
14/02/21	1,589	1,601	1,537	1,562	1,350	1,467	1,468	1,562	1,389	1,525
15/02/21	1,590	1,601	1,537	1,562	1,350	1,467	1,468	1,562	1,389	1,526
16/02/21	1,593	1,601	1,538	1,563	1,350	1,472	1,469	1,564	1,393	1,529
17/02/21	1,598	1,606	1,540	1,570	1,350	1,480	1,481	1,570	1,397	1,535
18/02/21	1,600	1,611	1,543	1,571	1,389	1,483	1,481	1,574	1,399	1,539
19/02/21	1,605	1,615	1,547	1,576	1,389	1,487	1,483	1,578	1,402	1,544
20/02/21	1,608	1,618	1,554	1,578	1,389	1,492	1,483	1,582	1,408	1,547
21/02/21	1,608	1,618	1,554	1,578	1,389	1,492	1,483	1,582	1,408	1,548
22/02/21	1,608	1,618	1,554	1,578	1,389	1,492	1,483	1,582	1,408	1,548
23/02/21	1,611	1,620	1,556	1,581	1,389	1,492	1,483	1,584	1,411	1,550
24/02/21	1,615	1,619	1,559	1,581	1,389	1,498	1,486	1,586	1,413	1,552
25/02/21	1,618	1,620	1,562	1,581		1,500	1,492	1,588	1,417	1,555
26/02/21	1,624	1,625	1,565	1,585	1,389	1,505	1,499	1,593	1,419	1,559
27/02/21	1,626	1,631	1,569	1,588	1,389	1,507	1,499	1,597	1,421	1,563
28/02/21	1,627	1,630	1,571	1,589	1,389	1,508	1,498	1,598	1,422	1,564
01/03/21	1,627	1,631	1,571	1,590	1,389	1,508	1,500	1,598	1,423	1,564
02/03/21	1,630	1,632	1,572	1,595	1,424	1,509	1,505	1,600	1,426	1,566
03/03/21	1,635	1,635	1,575	1,597	1,424	1,509	1,506	1,603	1,427	1,569

QUOTAZIONI E PREZZI GIORNALIERI – 01.01.2021 – 31.08.2021

Data	AGIP ENI	API IP	ESSO	Q8	EX SHELL	TAMOIL	EX TOTALERG	MEDIA MARCHI	NO-LOGO	MEDIA RETE
04/03/21	1,637	1,637	1,576	1,598	1,424	1,510	1,505	1,605	1,430	1,571
05/03/21	1,637	1,638	1,577	1,600	1,410	1,509	1,504	1,605	1,430	1,572
06/03/21	1,640	1,637	1,581	1,599	1,410	1,514	1,508	1,607	1,431	1,574
07/03/21	1,642	1,640	1,583	1,601	1,410	1,515	1,509	1,610	1,432	1,576
08/03/21	1,644	1,640	1,584	1,602	1,410	1,515	1,511	1,611	1,432	1,577
09/03/21	1,646	1,646	1,586	1,606	1,399	1,524	1,511	1,615	1,435	1,581
10/03/21	1,647	1,649	1,589	1,607	1,399	1,527	1,516	1,617	1,439	1,582
11/03/21	1,648	1,651	1,591	1,610	1,409	1,528	1,518	1,618	1,441	1,583
12/03/21	1,651	1,652	1,591	1,613	1,409	1,529	1,519	1,620	1,443	1,585
13/03/21	1,655	1,653	1,593	1,614	1,409	1,531	1,519	1,622	1,445	1,587
14/03/21	1,655	1,654	1,595	1,615	1,409	1,531	1,520	1,622	1,447	1,588
15/03/21	1,656	1,654	1,596	1,615	1,409	1,531	1,520	1,623	1,448	1,588
16/03/21	1,656	1,658	1,598	1,617	1,432	1,533	1,526	1,625	1,450	1,590
17/03/21	1,657	1,660	1,600	1,618	1,432	1,535	1,532	1,627	1,452	1,593
18/03/21	1,657	1,662	1,602	1,622	1,432	1,535	1,533	1,628	1,452	1,594
19/03/21	1,658	1,666	1,603	1,623	1,432	1,536	1,539	1,630	1,453	1,596
20/03/21	1,656	1,666	1,604	1,626	1,432	1,535	1,541	1,629	1,454	1,593
21/03/21	1,657	1,666	1,604	1,625	1,432	1,534	1,541	1,629	1,454	1,594
22/03/21	1,657	1,665	1,605	1,624	1,432	1,534	1,543	1,629	1,454	1,593
23/03/21	1,659	1,662	1,606	1,621	1,432	1,532	1,537	1,628	1,456	1,594
24/03/21	1,659	1,659	1,604	1,620	1,407	1,533	1,536	1,627	1,455	1,594
25/03/21	1,659	1,659	1,604	1,620	1,407	1,532	1,531	1,627	1,454	1,594
26/03/21	1,659	1,659	1,604	1,620	1,407	1,530	1,528	1,627	1,454	1,594
27/03/21	1,659	1,659	1,604	1,619	1,407	1,531	1,529	1,627	1,453	1,593
28/03/21	1,659	1,661	1,602	1,618	1,407	1,532	1,530	1,627	1,453	1,593
29/03/21	1,660	1,661	1,603	1,619	1,407	1,531	1,532	1,628	1,453	1,594
30/03/21	1,659	1,660	1,601	1,617	1,407	1,532	1,538	1,626	1,453	1,592
31/03/21	1,659	1,658	1,601	1,618		1,533	1,532	1,625	1,454	1,592
01/04/21	1,660	1,657	1,601	1,619		1,533	1,533	1,626	1,454	1,592
02/04/21	1,660	1,656	1,601	1,620	1,415	1,533	1,531	1,625	1,454	1,592
03/04/21	1,659	1,653	1,599	1,618	1,415	1,533	1,527	1,624	1,453	1,590
04/04/21	1,659	1,652	1,601	1,619	1,415	1,533	1,524	1,624	1,454	1,590
05/04/21	1,659	1,652	1,601	1,619	1,415	1,534	1,521	1,624	1,453	1,590

QUOTAZIONI E PREZZI GIORNALIERI – 01.01.2021 – 31.08.2021

Data	AGIP ENI	API IP	ESSO	Q8	EX SHELL	TAMOIL	EX TOTALERG	MEDIA MARCHI	NO-LOGO	MEDIA RETE
06/04/21	1,659	1,654	1,603	1,619	1,415	1,532	1,535	1,624	1,452	1,590
07/04/21	1,659	1,648	1,600	1,619	1,415	1,533	1,530	1,623	1,452	1,589
08/04/21	1,658	1,651	1,599	1,618	1,415	1,534	1,524	1,623	1,453	1,589
09/04/21	1,658	1,657	1,599	1,617	1,407	1,534	1,536	1,625	1,452	1,591
10/04/21	1,659	1,659	1,599	1,615	1,407	1,534	1,534	1,626	1,454	1,592
11/04/21	1,659	1,657	1,600	1,616	1,407	1,534	1,532	1,626	1,454	1,592
12/04/21	1,660	1,658	1,599	1,616	1,407	1,533	1,532	1,626	1,454	1,593
13/04/21	1,660	1,658	1,598	1,616	1,407	1,531	1,528	1,626	1,453	1,592
14/04/21	1,660	1,660	1,598	1,618	1,407	1,530	1,532	1,626	1,452	1,592
15/04/21	1,659	1,662	1,598	1,619	1,407	1,528	1,526	1,626	1,453	1,592
16/04/21	1,658	1,663	1,598	1,618	1,399	1,528	1,534	1,626	1,454	1,593
17/04/21	1,657	1,662	1,600	1,621	1,399	1,530	1,533	1,626	1,453	1,593
18/04/21	1,657	1,665	1,600	1,621	1,399	1,529	1,533	1,627	1,453	1,593
19/04/21	1,657	1,665	1,601	1,621	1,399	1,529	1,534	1,627	1,453	1,594
20/04/21	1,656	1,666	1,601	1,622	1,403	1,531	1,539	1,628	1,453	1,593
21/04/21	1,657	1,666	1,600	1,623	1,403	1,532	1,534	1,628	1,454	1,594
22/04/21	1,656	1,666	1,600	1,623	1,403	1,533	1,531	1,628	1,454	1,594
23/04/21	1,656	1,665	1,601	1,624	1,403	1,531	1,523	1,627	1,453	1,592
24/04/21	1,656	1,665	1,599	1,623	1,403	1,531	1,523	1,627	1,453	1,592
25/04/21	1,655	1,665	1,599	1,622	1,403	1,531	1,524	1,626	1,453	1,592
26/04/21	1,656	1,666	1,600	1,622	1,403	1,531	1,523	1,627	1,452	1,592
27/04/21	1,657	1,665	1,600	1,623	1,403	1,531	1,524	1,627	1,453	1,592
28/04/21	1,657	1,665	1,601	1,625	1,403	1,530	1,519	1,627	1,454	1,594
29/04/21	1,656	1,665	1,601	1,623	1,403	1,528	1,531	1,627	1,453	1,593
30/04/21	1,659	1,667	1,601	1,624	1,403	1,533	1,528	1,629	1,452	1,595
01/05/21	1,663	1,667	1,602	1,627	1,425	1,533	1,528	1,632	1,454	1,598
02/05/21	1,663	1,669	1,602	1,627	1,425	1,534	1,533	1,632	1,454	1,599
03/05/21	1,664	1,669	1,602	1,626	1,425	1,534	1,534	1,633	1,454	1,599
04/05/21	1,664	1,669	1,603	1,628	1,425	1,531	1,533	1,633	1,455	1,600
05/05/21	1,665	1,669	1,605	1,627	1,425	1,532	1,525	1,634	1,455	1,600
06/05/21	1,666	1,669	1,606	1,627	1,425	1,542	1,527	1,635	1,456	1,602
07/05/21	1,669	1,671	1,610	1,629	1,425	1,542	1,533	1,638	1,459	1,604
08/05/21	1,672	1,671	1,613	1,628		1,542	1,536	1,639	1,462	1,605

QUOTAZIONI E PREZZI GIORNALIERI – 01.01.2021 – 31.08.2021

Data	AGIP ENI	API IP	ESSO	Q8	EX SHELL	TAMOIL	EX TOTALERG	MEDIA MARCHI	NO-LOGO	MEDIA RETE
09/05/21	1,672	1,671	1,613	1,628		1,543	1,540	1,639	1,461	1,605
10/05/21	1,673	1,671	1,612	1,629		1,544	1,539	1,639	1,462	1,605
11/05/21	1,674	1,673	1,612	1,628	1,450	1,543	1,541	1,640	1,463	1,606
12/05/21	1,675	1,674	1,613	1,632	1,450	1,543	1,543	1,641	1,464	1,607
13/05/21	1,675	1,673	1,614	1,632	1,450	1,542	1,539	1,641	1,463	1,607
14/05/21	1,676	1,672	1,615	1,632	1,450	1,542	1,530	1,642	1,464	1,608
15/05/21	1,675	1,671	1,616	1,632	1,405	1,539	1,528	1,639	1,466	1,604
16/05/21	1,675	1,670	1,615	1,634	1,405	1,539	1,528	1,639	1,465	1,604
17/05/21	1,676	1,671	1,615	1,634	1,405	1,539	1,527	1,639	1,465	1,604
18/05/21	1,676	1,673	1,616	1,637	1,405	1,540	1,537	1,640	1,467	1,606
19/05/21	1,676	1,675	1,617	1,636	1,405	1,539	1,530	1,641	1,468	1,606
20/05/21	1,676	1,672	1,616	1,637	1,405	1,538	1,534	1,639	1,468	1,606
21/05/21	1,675	1,672	1,616	1,638	1,405	1,538	1,543	1,640	1,468	1,606
22/05/21	1,675	1,673	1,614	1,639	1,435	1,537	1,537	1,639	1,468	1,606
23/05/21	1,675	1,673	1,614	1,640	1,435	1,538	1,536	1,640	1,468	1,606
24/05/21	1,676	1,673	1,614	1,638	1,435	1,538	1,537	1,640	1,468	1,606
25/05/21	1,676	1,674	1,614	1,636	1,435	1,536	1,529	1,640	1,467	1,605
26/05/21	1,676	1,673	1,612	1,636	1,435	1,537	1,536	1,639	1,466	1,605
27/05/21	1,676	1,675	1,613	1,633	1,435	1,535	1,537	1,639	1,466	1,605
28/05/21	1,676	1,677	1,613	1,633	1,435	1,537	1,539	1,640	1,466	1,605
29/05/21	1,678	1,676	1,614	1,634		1,539	1,548	1,642	1,467	1,607
30/05/21	1,679	1,675	1,613	1,634		1,539	1,548	1,642	1,467	1,607
31/05/21	1,679	1,674	1,613	1,635		1,539	1,544	1,642	1,467	1,608
01/06/21	1,681	1,675	1,612	1,637		1,540	1,550	1,643	1,468	1,609
02/06/21	1,682	1,675	1,614	1,638		1,542	1,539	1,644	1,468	1,609
03/06/21	1,686	1,675	1,615	1,639		1,543	1,535	1,646	1,469	1,612
04/06/21	1,690	1,677	1,616	1,640		1,542	1,540	1,648	1,471	1,615
05/06/21	1,690	1,679	1,619	1,642		1,546	1,543	1,650	1,471	1,616
06/06/21	1,691	1,679	1,620	1,642		1,546	1,540	1,651	1,472	1,617
07/06/21	1,691	1,680	1,620	1,642		1,546	1,540	1,651	1,473	1,617
08/06/21	1,691	1,682	1,621	1,644		1,548	1,556	1,652	1,475	1,619
09/06/21	1,691	1,682	1,620	1,649		1,550	1,553	1,652	1,476	1,619
10/06/21	1,691	1,681	1,620	1,650		1,551	1,554	1,652	1,475	1,618

QUOTAZIONI E PREZZI GIORNALIERI – 01.01.2021 – 31.08.2021

Data	AGIP ENI	API IP	ESSO	Q8	EX SHELL	TAMOIL	EX TOTALERG	MEDIA MARCHI	NO- LOGO	MEDIA RETE
11/06/21	1,693	1,682	1,621	1,651		1,551	1,552	1,653	1,475	1,618
12/06/21	1,699	1,682	1,624	1,648	1,459	1,551	1,550	1,656	1,476	1,621
13/06/21	1,699	1,683	1,625	1,651	1,459	1,552	1,548	1,657	1,477	1,622
14/06/21	1,700	1,684	1,626	1,651	1,459	1,552	1,549	1,658	1,477	1,623
15/06/21	1,701	1,690	1,626	1,654	1,459	1,553	1,551	1,660	1,479	1,626
16/06/21	1,702	1,694	1,629	1,656	1,459	1,556	1,555	1,663	1,480	1,628
17/06/21	1,703	1,695	1,631	1,657	1,459	1,558	1,558	1,664	1,483	1,630
18/06/21	1,704	1,698	1,633	1,659	1,459	1,561	1,569	1,666	1,485	1,632
19/06/21	1,704	1,700	1,634	1,662	1,479	1,565	1,567	1,666	1,486	1,630
20/06/21	1,704	1,701	1,634	1,662	1,479	1,564	1,566	1,666	1,486	1,630
21/06/21	1,704	1,701	1,635	1,662	1,479	1,565	1,565	1,667	1,486	1,630
22/06/21	1,707	1,700	1,637	1,660	1,479	1,567	1,560	1,668	1,489	1,632
23/06/21	1,712	1,702	1,639	1,661	1,479	1,567	1,571	1,671	1,491	1,635
24/06/21	1,714	1,706	1,641	1,663	1,479	1,570	1,572	1,674	1,492	1,638
25/06/21	1,714	1,706	1,645	1,664	1,479	1,573	1,571	1,675	1,494	1,640
26/06/21	1,715	1,707	1,647	1,666		1,575	1,575	1,676	1,498	1,641
27/06/21	1,715	1,708	1,648	1,668		1,575	1,577	1,677	1,499	1,641
28/06/21	1,716	1,709	1,648	1,668		1,575	1,577	1,677	1,499	1,642
29/06/21	1,716	1,710	1,649	1,669		1,576	1,582	1,678	1,501	1,643
30/06/21	1,716	1,708	1,650	1,672		1,577	1,575	1,676	1,502	1,640
01/07/21	1,721	1,706	1,650	1,672		1,578	1,565	1,678	1,503	1,642
02/07/21	1,723	1,706	1,650	1,673		1,578	1,559	1,679	1,503	1,644
03/07/21	1,724	1,712	1,652	1,676		1,579	1,575	1,683	1,506	1,648
04/07/21	1,727	1,713	1,653	1,677		1,579	1,579	1,685	1,506	1,650
05/07/21	1,728	1,713	1,653	1,677		1,580	1,578	1,686	1,506	1,650
06/07/21	1,733	1,719	1,655	1,680		1,584	1,580	1,690	1,509	1,654
07/07/21	1,738	1,722	1,660	1,682		1,587	1,584	1,694	1,513	1,659
08/07/21	1,740	1,725	1,665	1,685		1,588	1,588	1,697	1,514	1,661
09/07/21	1,740	1,726	1,666	1,687		1,590	1,592	1,698	1,516	1,663
10/07/21	1,740	1,726	1,666	1,688		1,590	1,589	1,698	1,518	1,663
11/07/21	1,741	1,727	1,667	1,690		1,591	1,587	1,698	1,519	1,664
12/07/21	1,741	1,727	1,667	1,690		1,591	1,587	1,698	1,518	1,664
13/07/21	1,742	1,727	1,668	1,688		1,591	1,595	1,699	1,520	1,665

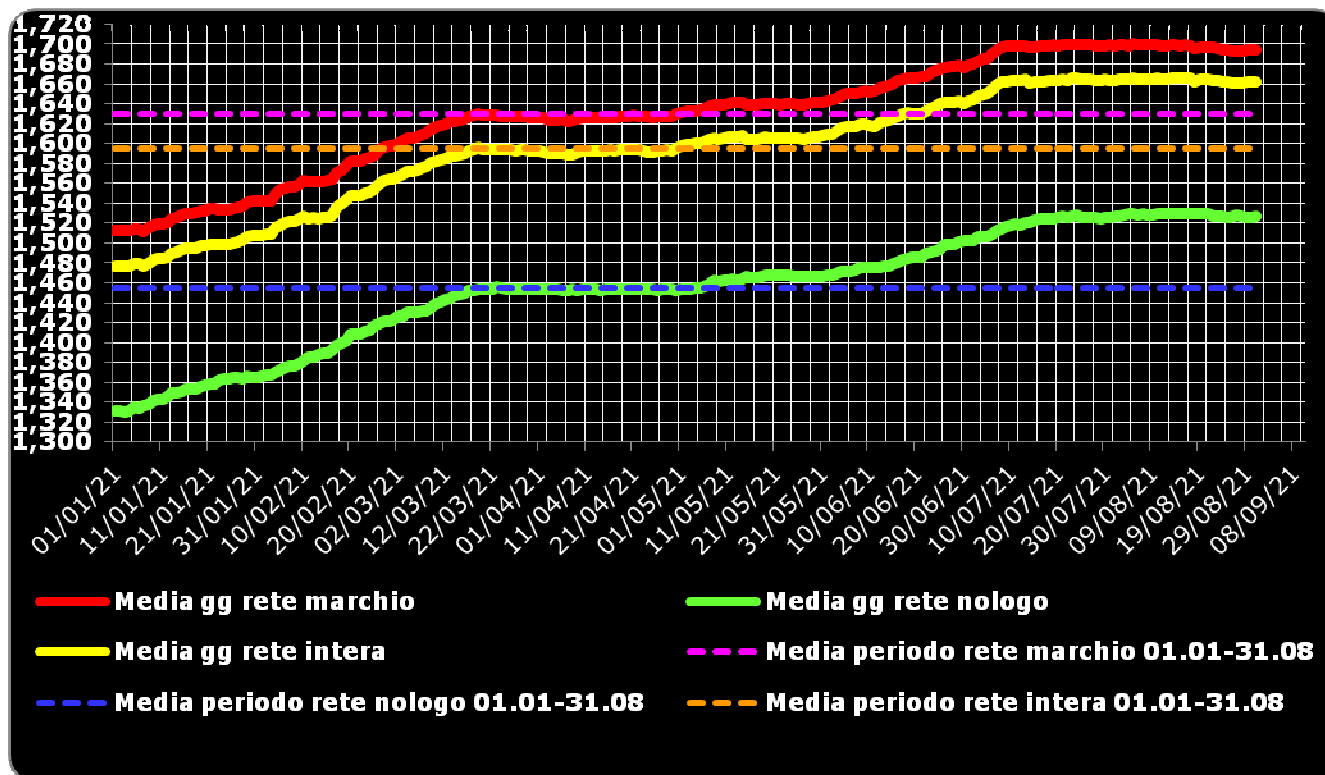
QUOTAZIONI E PREZZI GIORNALIERI – 01.01.2021 – 31.08.2021

Data	AGIP ENI	API IP	ESSO	Q8	EX SHELL	TAMOIL	EX TOTALERG	MEDIA MARCHI	NO-LOGO	MEDIA RETE
14/07/21	1,740	1,727	1,669	1,690		1,594	1,600	1,696	1,520	1,661
15/07/21	1,741	1,728	1,668	1,692		1,594	1,598	1,697	1,523	1,662
16/07/21	1,742	1,730	1,668	1,693		1,593	1,596	1,698	1,524	1,662
17/07/21	1,742	1,730	1,668	1,693		1,593	1,592	1,698	1,524	1,663
18/07/21	1,741	1,730	1,669	1,691		1,593	1,593	1,699	1,524	1,663
19/07/21	1,742	1,730	1,669	1,692		1,593	1,596	1,699	1,524	1,663
20/07/21	1,742	1,729	1,670	1,693		1,593	1,585	1,698	1,525	1,663
21/07/21	1,743	1,731	1,670	1,693		1,592	1,586	1,699	1,527	1,664
22/07/21	1,743	1,730	1,671	1,692		1,591	1,588	1,699	1,526	1,664
23/07/21	1,743	1,732	1,672	1,692		1,591	1,588	1,700	1,527	1,665
24/07/21	1,743	1,730	1,673	1,692		1,591	1,592	1,699	1,528	1,665
25/07/21	1,742	1,732	1,674	1,692		1,591	1,586	1,700	1,526	1,665
26/07/21	1,742	1,732	1,673	1,692		1,592	1,586	1,699	1,526	1,665
27/07/21	1,742	1,731	1,671	1,693		1,590	1,582	1,699	1,526	1,664
28/07/21	1,741	1,729	1,671	1,693		1,589	1,585	1,698	1,526	1,664
29/07/21	1,741	1,727	1,670	1,694		1,590	1,588	1,698	1,524	1,664
30/07/21	1,741	1,727	1,670	1,695		1,590	1,594	1,698	1,525	1,664
31/07/21	1,740	1,728	1,670	1,697		1,591	1,595	1,699	1,526	1,664
01/08/21	1,739	1,728	1,670	1,698		1,592	1,599	1,698	1,527	1,664
02/08/21	1,740	1,729	1,670	1,697		1,591	1,600	1,699	1,527	1,664
03/08/21	1,740	1,730	1,670	1,700		1,590	1,605	1,699	1,528	1,665
04/08/21	1,740	1,726	1,671	1,701		1,590	1,598	1,699	1,529	1,664
05/08/21	1,740	1,729	1,673	1,700		1,593	1,597	1,700	1,529	1,666
06/08/21	1,739	1,730	1,671	1,700		1,593	1,596	1,700	1,528	1,665
07/08/21	1,739	1,730	1,671	1,697		1,591	1,591	1,699	1,529	1,665
08/08/21	1,739	1,730	1,673	1,697		1,591	1,592	1,700	1,528	1,665
09/08/21	1,739	1,730	1,673	1,697		1,591	1,587	1,700	1,528	1,665
10/08/21	1,739	1,731	1,673	1,694		1,590	1,590	1,699	1,529	1,666
11/08/21	1,740	1,730	1,672	1,695		1,589	1,595	1,698	1,529	1,665
12/08/21	1,740	1,730	1,672	1,696		1,590	1,598	1,699	1,529	1,665
13/08/21	1,740	1,729	1,673	1,696		1,590	1,595	1,699	1,530	1,666
14/08/21	1,740	1,726	1,676	1,698		1,590	1,600	1,699	1,529	1,665
15/08/21	1,740	1,726	1,676	1,698		1,591	1,597	1,698	1,530	1,665

QUOTAZIONI E PREZZI GIORNALIERI – 01.01.2021 – 31.08.2021

Data	AGIP ENI	API IP	ESSO	Q8	EX SHELL	TAMOIL	EX TOTALERG	MEDIA MARCHI	NO- LOGO	MEDIA RETE
16/08/21	1,739	1,727	1,676	1,698		1,591	1,597	1,699	1,530	1,665
17/08/21	1,738	1,730	1,675	1,699		1,590	1,603	1,699	1,530	1,666
18/08/21	1,737	1,727	1,676	1,679		1,591	1,599	1,695	1,529	1,662
19/08/21	1,735	1,726	1,676	1,698		1,590	1,598	1,697	1,529	1,664
20/08/21	1,733	1,727	1,676	1,700		1,589	1,599	1,697	1,529	1,665
21/08/21	1,732	1,728	1,674	1,700		1,586	1,602	1,697	1,529	1,665
22/08/21	1,731	1,726	1,674	1,701		1,586	1,606	1,696	1,527	1,664
23/08/21	1,729	1,727	1,673	1,701		1,586	1,604	1,696	1,527	1,664
24/08/21	1,726	1,725	1,672	1,698		1,584	1,599	1,695	1,527	1,662
25/08/21	1,725	1,725	1,670	1,697		1,583	1,599	1,694	1,526	1,662
26/08/21	1,725	1,722	1,669	1,695		1,585	1,598	1,693	1,527	1,661
27/08/21	1,724	1,724	1,669	1,692		1,587	1,596	1,693	1,528	1,661
28/08/21	1,726	1,723	1,669	1,694		1,587	1,593	1,693	1,527	1,660
29/08/21	1,728	1,724	1,670	1,694		1,587	1,590	1,694	1,526	1,661
30/08/21	1,729	1,724	1,669	1,694		1,587	1,592	1,695	1,526	1,662
31/08/21	1,730	1,725	1,670	1,692		1,588	1,589	1,695	1,527	1,662
<b>MEDIA</b>	<b>1,664</b>	<b>1,663</b>	<b>1,602</b>	<b>1,625</b>	<b>1,385</b>	<b>1,531</b>	<b>1,530</b>	<b>1,630</b>	<b>1,455</b>	<b>1,595</b>

## Grafico prezzi gasolio servito media rete di marchio, rete no-logo e rete intera - Euro/litro



## SEZIONE 3 – PREZZI ITALIA: EXTRARETE – BENZINA E GASOLIO – €/LITRO

Data	BENZINA				GASOLIO			
	NORD	CENTRO	SUD	MEDIA ITALIA	NORD	CENTRO	SUD	MEDIA ITALIA
01/01/21	1,301	1,305	1,308	<b>1,305</b>	1,186	1,194	1,197	<b>1,193</b>
02/01/21	1,301	1,305	1,308	<b>1,305</b>	1,186	1,194	1,197	<b>1,193</b>
03/01/21	1,301	1,305	1,308	<b>1,305</b>	1,186	1,194	1,197	<b>1,193</b>
04/01/21	1,301	1,305	1,308	<b>1,305</b>	1,186	1,194	1,197	<b>1,193</b>
05/01/21	1,307	1,306	1,311	<b>1,308</b>	1,185	1,188	1,194	<b>1,189</b>
06/01/21	1,307	1,306	1,311	<b>1,308</b>	1,185	1,188	1,194	<b>1,189</b>
07/01/21	1,312	1,316	1,315	<b>1,314</b>	1,189	1,196	1,197	<b>1,194</b>
08/01/21	1,324	1,328	1,327	<b>1,327</b>	1,191	1,197	1,198	<b>1,195</b>
09/01/21	1,324	1,328	1,327	<b>1,327</b>	1,191	1,197	1,198	<b>1,195</b>
10/01/21	1,324	1,328	1,327	<b>1,327</b>	1,191	1,197	1,198	<b>1,195</b>
11/01/21	1,324	1,328	1,327	<b>1,327</b>	1,191	1,197	1,198	<b>1,195</b>
12/01/21	1,339	1,341	1,346	<b>1,342</b>	1,204	1,210	1,215	<b>1,210</b>
13/01/21	1,341	1,343	1,348	<b>1,344</b>	1,207	1,214	1,218	<b>1,213</b>
14/01/21	1,351	1,354	1,360	<b>1,355</b>	1,217	1,223	1,225	<b>1,222</b>
15/01/21	1,349	1,352	1,358	<b>1,353</b>	1,218	1,222	1,225	<b>1,222</b>
16/01/21	1,349	1,352	1,358	<b>1,353</b>	1,218	1,222	1,225	<b>1,222</b>
17/01/21	1,349	1,352	1,358	<b>1,353</b>	1,218	1,222	1,225	<b>1,222</b>
18/01/21	1,349	1,352	1,358	<b>1,353</b>	1,218	1,222	1,225	<b>1,222</b>
19/01/21	1,347	1,348	1,352	<b>1,349</b>	1,211	1,217	1,221	<b>1,216</b>
20/01/21	1,350	1,351	1,354	<b>1,352</b>	1,215	1,221	1,225	<b>1,220</b>
21/01/21	1,352	1,351	1,363	<b>1,355</b>	1,216	1,219	1,226	<b>1,221</b>
22/01/21	1,357	1,360	1,368	<b>1,362</b>	1,218	1,221	1,227	<b>1,222</b>
23/01/21	1,357	1,360	1,368	<b>1,362</b>	1,218	1,221	1,227	<b>1,222</b>
24/01/21	1,357	1,360	1,368	<b>1,362</b>	1,218	1,221	1,227	<b>1,222</b>
25/01/21	1,357	1,360	1,368	<b>1,362</b>	1,218	1,221	1,227	<b>1,222</b>
26/01/21	1,349	1,351	1,360	<b>1,353</b>	1,208	1,213	1,221	<b>1,214</b>
27/01/21	1,352	1,351	1,363	<b>1,355</b>	1,218	1,222	1,228	<b>1,223</b>
28/01/21	1,350	1,351	1,359	<b>1,353</b>	1,211	1,217	1,224	<b>1,218</b>
29/01/21	1,351	1,352	1,360	<b>1,355</b>	1,217	1,222	1,230	<b>1,223</b>

QUOTAZIONI E PREZZI GIORNALIERI – 01.01.2021 – 31.08.2021

Data	BENZINA				GASOLIO			
	NORD	CENTRO	SUD	MEDIA ITALIA	NORD	CENTRO	SUD	MEDIA ITALIA
30/01/21	1,351	1,352	1,360	<b>1,355</b>	1,217	1,222	1,230	<b>1,223</b>
31/01/21	1,351	1,352	1,360	<b>1,355</b>	1,217	1,222	1,230	<b>1,223</b>
01/02/21	1,351	1,352	1,360	<b>1,355</b>	1,217	1,222	1,230	<b>1,223</b>
02/02/21	1,352	1,357	1,360	<b>1,356</b>	1,213	1,218	1,225	<b>1,219</b>
03/02/21	1,356	1,360	1,365	<b>1,361</b>	1,219	1,224	1,232	<b>1,225</b>
04/02/21	1,368	1,373	1,381	<b>1,374</b>	1,235	1,240	1,246	<b>1,240</b>
05/02/21	1,378	1,382	1,390	<b>1,383</b>	1,241	1,245	1,252	<b>1,246</b>
06/02/21	1,378	1,382	1,390	<b>1,383</b>	1,241	1,245	1,252	<b>1,246</b>
07/02/21	1,378	1,382	1,390	<b>1,383</b>	1,241	1,245	1,252	<b>1,246</b>
08/02/21	1,378	1,382	1,390	<b>1,383</b>	1,241	1,245	1,252	<b>1,246</b>
09/02/21	1,388	1,390	1,398	<b>1,392</b>	1,250	1,254	1,262	<b>1,255</b>
10/02/21	1,387	1,388	1,396	<b>1,390</b>	1,254	1,258	1,266	<b>1,259</b>
11/02/21	1,385	1,387	1,396	<b>1,389</b>	1,255	1,258	1,267	<b>1,260</b>
12/02/21	1,386	1,387	1,396	<b>1,389</b>	1,259	1,262	1,269	<b>1,264</b>
13/02/21	1,386	1,387	1,396	<b>1,389</b>	1,259	1,262	1,269	<b>1,264</b>
14/02/21	1,386	1,387	1,396	<b>1,389</b>	1,259	1,262	1,269	<b>1,264</b>
15/02/21	1,386	1,387	1,396	<b>1,389</b>	1,259	1,262	1,269	<b>1,264</b>
16/02/21	1,392	1,394	1,404	<b>1,397</b>	1,257	1,266	1,273	<b>1,265</b>
17/02/21	1,406	1,408	1,419	<b>1,411</b>	1,272	1,278	1,285	<b>1,278</b>
18/02/21	1,403	1,405	1,412	<b>1,407</b>	1,268	1,274	1,280	<b>1,274</b>
19/02/21	1,412	1,415	1,421	<b>1,416</b>	1,275	1,280	1,285	<b>1,280</b>
20/02/21	1,412	1,415	1,421	<b>1,416</b>	1,275	1,280	1,285	<b>1,280</b>
21/02/21	1,412	1,415	1,421	<b>1,416</b>	1,275	1,280	1,285	<b>1,280</b>
22/02/21	1,412	1,415	1,421	<b>1,416</b>	1,275	1,280	1,285	<b>1,280</b>
23/02/21	1,412	1,413	1,419	<b>1,415</b>	1,272	1,279	1,285	<b>1,279</b>
24/02/21	1,415	1,416	1,421	<b>1,418</b>	1,275	1,281	1,287	<b>1,281</b>
25/02/21	1,421	1,422	1,431	<b>1,425</b>	1,280	1,286	1,293	<b>1,286</b>
26/02/21	1,431	1,430	1,441	<b>1,434</b>	1,288	1,293	1,300	<b>1,294</b>
27/02/21	1,431	1,430	1,441	<b>1,434</b>	1,288	1,293	1,300	<b>1,294</b>
28/02/21	1,431	1,430	1,441	<b>1,434</b>	1,288	1,293	1,300	<b>1,294</b>
01/03/21	1,431	1,430	1,441	<b>1,434</b>	1,288	1,293	1,300	<b>1,294</b>
02/03/21	1,431	1,432	1,440	<b>1,435</b>	1,282	1,288	1,295	<b>1,288</b>

QUOTAZIONI E PREZZI GIORNALIERI – 01.01.2021 – 31.08.2021

Data	BENZINA				GASOLIO			
	NORD	CENTRO	SUD	MEDIA ITALIA	NORD	CENTRO	SUD	MEDIA ITALIA
03/03/21	1,431	1,432	1,440	<b>1,435</b>	1,280	1,286	1,294	<b>1,287</b>
04/03/21	1,425	1,428	1,436	<b>1,430</b>	1,274	1,280	1,288	<b>1,281</b>
05/03/21	1,427	1,430	1,438	<b>1,432</b>	1,276	1,281	1,290	<b>1,282</b>
06/03/21	1,427	1,430	1,438	<b>1,432</b>	1,276	1,281	1,290	<b>1,282</b>
07/03/21	1,427	1,430	1,438	<b>1,432</b>	1,276	1,281	1,290	<b>1,282</b>
08/03/21	1,427	1,430	1,438	<b>1,432</b>	1,276	1,281	1,290	<b>1,282</b>
09/03/21	1,451	1,453	1,466	<b>1,456</b>	1,305	1,308	1,317	<b>1,310</b>
10/03/21	1,455	1,458	1,471	<b>1,461</b>	1,307	1,310	1,319	<b>1,312</b>
11/03/21	1,452	1,452	1,466	<b>1,457</b>	1,296	1,302	1,307	<b>1,302</b>
12/03/21	1,454	1,454	1,468	<b>1,459</b>	1,291	1,297	1,302	<b>1,297</b>
13/03/21	1,454	1,454	1,468	<b>1,459</b>	1,291	1,297	1,302	<b>1,297</b>
14/03/21	1,454	1,454	1,468	<b>1,459</b>	1,291	1,297	1,302	<b>1,297</b>
15/03/21	1,454	1,454	1,468	<b>1,459</b>	1,291	1,297	1,302	<b>1,297</b>
16/03/21	1,476	1,474	1,485	<b>1,478</b>	1,308	1,312	1,318	<b>1,313</b>
17/03/21	1,471	1,470	1,480	<b>1,474</b>	1,302	1,304	1,311	<b>1,306</b>
18/03/21	1,463	1,463	1,474	<b>1,467</b>	1,296	1,299	1,307	<b>1,301</b>
19/03/21	1,458	1,459	1,469	<b>1,462</b>	1,291	1,294	1,304	<b>1,296</b>
20/03/21	1,458	1,459	1,469	<b>1,462</b>	1,291	1,294	1,304	<b>1,296</b>
21/03/21	1,458	1,459	1,469	<b>1,462</b>	1,291	1,294	1,304	<b>1,296</b>
22/03/21	1,458	1,459	1,469	<b>1,462</b>	1,291	1,294	1,304	<b>1,296</b>
23/03/21	1,435	1,441	1,451	<b>1,442</b>	1,275	1,280	1,289	<b>1,281</b>
24/03/21	1,437	1,442	1,452	<b>1,443</b>	1,276	1,282	1,290	<b>1,282</b>
25/03/21	1,430	1,437	1,443	<b>1,437</b>	1,265	1,269	1,279	<b>1,271</b>
26/03/21	1,451	1,457	1,463	<b>1,457</b>	1,277	1,280	1,291	<b>1,283</b>
27/03/21	1,451	1,457	1,463	<b>1,457</b>	1,277	1,280	1,291	<b>1,283</b>
28/03/21	1,451	1,457	1,463	<b>1,457</b>	1,277	1,280	1,291	<b>1,283</b>
29/03/21	1,451	1,457	1,463	<b>1,457</b>	1,277	1,280	1,291	<b>1,283</b>
30/03/21	1,452	1,454	1,466	<b>1,457</b>	1,285	1,289	1,298	<b>1,291</b>
31/03/21	1,455	1,457	1,468	<b>1,460</b>	1,279	1,283	1,292	<b>1,285</b>
01/04/21	1,454	1,460	1,466	<b>1,460</b>	1,277	1,283	1,288	<b>1,283</b>
02/04/21	1,459	1,465	1,471	<b>1,465</b>	1,276	1,280	1,286	<b>1,280</b>
03/04/21	1,459	1,465	1,471	<b>1,465</b>	1,276	1,280	1,286	<b>1,280</b>

QUOTAZIONI E PREZZI GIORNALIERI – 01.01.2021 – 31.08.2021

Data	BENZINA				GASOLIO			
	NORD	CENTRO	SUD	MEDIA ITALIA	NORD	CENTRO	SUD	MEDIA ITALIA
04/04/21	1,459	1,465	1,471	<b>1,465</b>	1,276	1,280	1,286	<b>1,280</b>
05/04/21	1,459	1,465	1,471	<b>1,465</b>	1,276	1,280	1,286	<b>1,280</b>
06/04/21	1,451	1,455	1,463	<b>1,456</b>	1,270	1,274	1,283	<b>1,276</b>
07/04/21	1,451	1,457	1,463	<b>1,457</b>	1,270	1,274	1,283	<b>1,276</b>
08/04/21	1,451	1,452	1,461	<b>1,455</b>	1,271	1,277	1,284	<b>1,277</b>
09/04/21	1,434	1,437	1,445	<b>1,439</b>	1,261	1,266	1,273	<b>1,267</b>
10/04/21	1,434	1,437	1,445	<b>1,439</b>	1,261	1,266	1,273	<b>1,267</b>
11/04/21	1,434	1,437	1,445	<b>1,439</b>	1,261	1,266	1,273	<b>1,267</b>
12/04/21	1,434	1,437	1,445	<b>1,439</b>	1,261	1,266	1,273	<b>1,267</b>
13/04/21	1,441	1,443	1,454	<b>1,446</b>	1,268	1,272	1,281	<b>1,274</b>
14/04/21	1,443	1,448	1,457	<b>1,449</b>	1,274	1,278	1,286	<b>1,279</b>
15/04/21	1,448	1,452	1,461	<b>1,454</b>	1,273	1,278	1,287	<b>1,279</b>
16/04/21	1,455	1,460	1,469	<b>1,461</b>	1,286	1,290	1,299	<b>1,292</b>
17/04/21	1,455	1,460	1,469	<b>1,461</b>	1,286	1,290	1,299	<b>1,292</b>
18/04/21	1,455	1,460	1,469	<b>1,461</b>	1,286	1,290	1,299	<b>1,292</b>
19/04/21	1,455	1,460	1,469	<b>1,461</b>	1,286	1,290	1,299	<b>1,292</b>
20/04/21	1,454	1,456	1,466	<b>1,459</b>	1,285	1,290	1,297	<b>1,291</b>
21/04/21	1,453	1,456	1,465	<b>1,458</b>	1,281	1,287	1,293	<b>1,287</b>
22/04/21	1,443	1,444	1,454	<b>1,447</b>	1,274	1,279	1,286	<b>1,280</b>
23/04/21	1,444	1,446	1,455	<b>1,448</b>	1,279	1,283	1,290	<b>1,284</b>
24/04/21	1,444	1,446	1,455	<b>1,448</b>	1,279	1,283	1,290	<b>1,284</b>
25/04/21	1,444	1,446	1,455	<b>1,448</b>	1,279	1,283	1,290	<b>1,284</b>
26/04/21	1,444	1,446	1,455	<b>1,448</b>	1,279	1,283	1,290	<b>1,284</b>
27/04/21	1,443	1,445	1,454	<b>1,448</b>	1,277	1,282	1,290	<b>1,283</b>
28/04/21	1,438	1,441	1,449	<b>1,443</b>	1,274	1,279	1,287	<b>1,280</b>
29/04/21	1,440	1,444	1,452	<b>1,445</b>	1,277	1,283	1,293	<b>1,285</b>
30/04/21	1,455	1,459	1,466	<b>1,460</b>	1,291	1,296	1,306	<b>1,298</b>
01/05/21	1,455	1,459	1,466	<b>1,460</b>	1,291	1,296	1,306	<b>1,298</b>
02/05/21	1,455	1,459	1,466	<b>1,460</b>	1,291	1,296	1,306	<b>1,298</b>
03/05/21	1,455	1,459	1,466	<b>1,460</b>	1,291	1,296	1,306	<b>1,298</b>
04/05/21	1,451	1,456	1,463	<b>1,457</b>	1,285	1,292	1,301	<b>1,292</b>
05/05/21	1,452	1,459	1,465	<b>1,459</b>	1,286	1,294	1,302	<b>1,294</b>

QUOTAZIONI E PREZZI GIORNALIERI – 01.01.2021 – 31.08.2021

Data	BENZINA				GASOLIO			
	NORD	CENTRO	SUD	MEDIA ITALIA	NORD	CENTRO	SUD	MEDIA ITALIA
06/05/21	1,472	1,474	1,487	<b>1,478</b>	1,301	1,308	1,318	<b>1,309</b>
07/05/21	1,464	1,466	1,477	<b>1,469</b>	1,309	1,315	1,326	<b>1,317</b>
08/05/21	1,480	1,483	1,494	<b>1,486</b>	1,309	1,315	1,326	<b>1,317</b>
09/05/21	1,480	1,483	1,494	<b>1,486</b>	1,309	1,315	1,326	<b>1,317</b>
10/05/21	1,480	1,483	1,494	<b>1,486</b>	1,309	1,315	1,326	<b>1,317</b>
11/05/21	1,464	1,466	1,477	<b>1,469</b>	1,299	1,305	1,313	<b>1,306</b>
12/05/21	1,459	1,462	1,472	<b>1,464</b>	1,297	1,302	1,310	<b>1,303</b>
13/05/21	1,459	1,462	1,476	<b>1,466</b>	1,299	1,305	1,316	<b>1,307</b>
14/05/21	1,469	1,473	1,487	<b>1,476</b>	1,311	1,318	1,327	<b>1,319</b>
15/05/21	1,469	1,473	1,487	<b>1,476</b>	1,311	1,318	1,327	<b>1,319</b>
16/05/21	1,469	1,473	1,487	<b>1,476</b>	1,311	1,318	1,327	<b>1,319</b>
17/05/21	1,469	1,473	1,487	<b>1,476</b>	1,311	1,318	1,327	<b>1,319</b>
18/05/21	1,452	1,455	1,464	<b>1,457</b>	1,301	1,307	1,318	<b>1,309</b>
19/05/21	1,457	1,461	1,469	<b>1,462</b>	1,306	1,312	1,322	<b>1,313</b>
20/05/21	1,455	1,457	1,465	<b>1,459</b>	1,303	1,309	1,316	<b>1,309</b>
21/05/21	1,437	1,438	1,446	<b>1,440</b>	1,285	1,290	1,297	<b>1,291</b>
22/05/21	1,437	1,438	1,446	<b>1,440</b>	1,285	1,290	1,297	<b>1,291</b>
23/05/21	1,437	1,438	1,446	<b>1,440</b>	1,285	1,290	1,297	<b>1,291</b>
24/05/21	1,437	1,438	1,446	<b>1,440</b>	1,285	1,290	1,297	<b>1,291</b>
25/05/21	1,442	1,446	1,457	<b>1,448</b>	1,291	1,297	1,310	<b>1,299</b>
26/05/21	1,451	1,456	1,465	<b>1,457</b>	1,299	1,305	1,318	<b>1,307</b>
27/05/21	1,448	1,450	1,462	<b>1,453</b>	1,296	1,302	1,313	<b>1,304</b>
28/05/21	1,453	1,455	1,468	<b>1,459</b>	1,301	1,306	1,316	<b>1,308</b>
29/05/21	1,453	1,455	1,468	<b>1,459</b>	1,301	1,306	1,316	<b>1,308</b>
30/05/21	1,453	1,455	1,468	<b>1,459</b>	1,301	1,306	1,316	<b>1,308</b>
31/05/21	1,453	1,455	1,468	<b>1,459</b>	1,301	1,306	1,316	<b>1,308</b>
01/06/21	1,459	1,462	1,474	<b>1,465</b>	1,305	1,311	1,321	<b>1,312</b>
02/06/21	1,459	1,462	1,474	<b>1,465</b>	1,305	1,311	1,321	<b>1,312</b>
03/06/21	1,462	1,464	1,477	<b>1,468</b>	1,308	1,316	1,327	<b>1,317</b>
04/06/21	1,463	1,465	1,478	<b>1,468</b>	1,315	1,322	1,332	<b>1,323</b>
05/06/21	1,463	1,465	1,478	<b>1,468</b>	1,315	1,322	1,332	<b>1,323</b>
06/06/21	1,463	1,465	1,478	<b>1,468</b>	1,315	1,322	1,332	<b>1,323</b>

QUOTAZIONI E PREZZI GIORNALIERI – 01.01.2021 – 31.08.2021

Data	BENZINA				GASOLIO			
	NORD	CENTRO	SUD	MEDIA ITALIA	NORD	CENTRO	SUD	MEDIA ITALIA
07/06/21	1,463	1,465	1,478	<b>1,468</b>	1,315	1,322	1,332	<b>1,323</b>
08/06/21	1,470	1,473	1,487	<b>1,477</b>	1,320	1,327	1,338	<b>1,328</b>
09/06/21	1,465	1,469	1,482	<b>1,472</b>	1,318	1,325	1,336	<b>1,326</b>
10/06/21	1,465	1,468	1,482	<b>1,472</b>	1,317	1,324	1,335	<b>1,326</b>
11/06/21	1,468	1,471	1,485	<b>1,475</b>	1,321	1,327	1,339	<b>1,329</b>
12/06/21	1,468	1,471	1,485	<b>1,475</b>	1,321	1,327	1,339	<b>1,329</b>
13/06/21	1,468	1,471	1,485	<b>1,475</b>	1,321	1,327	1,339	<b>1,329</b>
14/06/21	1,468	1,471	1,485	<b>1,475</b>	1,321	1,327	1,339	<b>1,329</b>
15/06/21	1,471	1,479	1,487	<b>1,479</b>	1,326	1,333	1,343	<b>1,334</b>
16/06/21	1,474	1,484	1,491	<b>1,483</b>	1,330	1,337	1,347	<b>1,338</b>
17/06/21	1,474	1,481	1,495	<b>1,483</b>	1,332	1,340	1,351	<b>1,341</b>
18/06/21	1,480	1,488	1,502	<b>1,490</b>	1,340	1,347	1,358	<b>1,348</b>
19/06/21	1,480	1,488	1,502	<b>1,490</b>	1,340	1,347	1,358	<b>1,348</b>
20/06/21	1,480	1,488	1,502	<b>1,490</b>	1,340	1,347	1,358	<b>1,348</b>
21/06/21	1,480	1,488	1,502	<b>1,490</b>	1,340	1,347	1,358	<b>1,348</b>
22/06/21	1,488	1,489	1,504	<b>1,494</b>	1,338	1,346	1,356	<b>1,347</b>
23/06/21	1,494	1,496	1,510	<b>1,500</b>	1,341	1,348	1,359	<b>1,349</b>
24/06/21	1,498	1,504	1,520	<b>1,507</b>	1,345	1,352	1,367	<b>1,355</b>
25/06/21	1,505	1,512	1,527	<b>1,514</b>	1,349	1,355	1,371	<b>1,358</b>
26/06/21	1,505	1,512	1,527	<b>1,514</b>	1,349	1,355	1,371	<b>1,358</b>
27/06/21	1,505	1,512	1,527	<b>1,514</b>	1,349	1,355	1,371	<b>1,358</b>
28/06/21	1,505	1,512	1,527	<b>1,514</b>	1,349	1,355	1,371	<b>1,358</b>
29/06/21	1,500	1,507	1,522	<b>1,510</b>	1,346	1,352	1,367	<b>1,355</b>
30/06/21	1,505	1,512	1,527	<b>1,514</b>	1,347	1,353	1,368	<b>1,356</b>
01/07/21	1,512	1,518	1,530	<b>1,520</b>	1,349	1,355	1,366	<b>1,357</b>
02/07/21	1,510	1,517	1,529	<b>1,519</b>	1,347	1,352	1,364	<b>1,354</b>
03/07/21	1,510	1,517	1,529	<b>1,519</b>	1,347	1,352	1,364	<b>1,354</b>
04/07/21	1,510	1,517	1,529	<b>1,519</b>	1,347	1,352	1,364	<b>1,354</b>
05/07/21	1,510	1,517	1,529	<b>1,519</b>	1,347	1,352	1,364	<b>1,354</b>
06/07/21	1,527	1,534	1,546	<b>1,535</b>	1,362	1,370	1,380	<b>1,371</b>
07/07/21	1,531	1,540	1,551	<b>1,541</b>	1,363	1,371	1,381	<b>1,372</b>
08/07/21	1,523	1,524	1,538	<b>1,528</b>	1,352	1,358	1,369	<b>1,359</b>

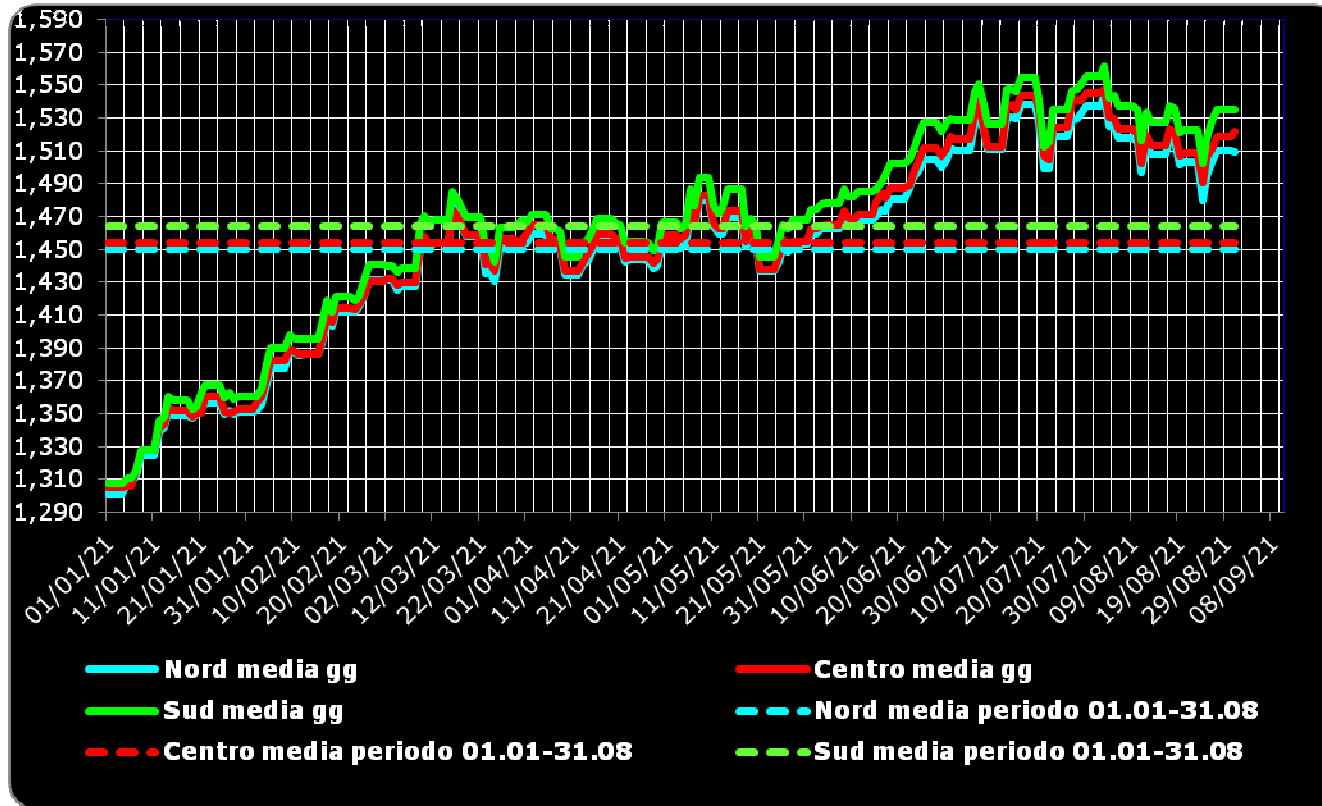
QUOTAZIONI E PREZZI GIORNALIERI – 01.01.2021 – 31.08.2021

Data	BENZINA				GASOLIO			
	NORD	CENTRO	SUD	MEDIA ITALIA	NORD	CENTRO	SUD	MEDIA ITALIA
09/07/21	1,511	1,512	1,526	<b>1,516</b>	1,342	1,347	1,358	<b>1,349</b>
10/07/21	1,511	1,512	1,526	<b>1,516</b>	1,342	1,347	1,358	<b>1,349</b>
11/07/21	1,511	1,512	1,526	<b>1,516</b>	1,342	1,347	1,358	<b>1,349</b>
12/07/21	1,511	1,512	1,526	<b>1,516</b>	1,342	1,347	1,358	<b>1,349</b>
13/07/21	1,530	1,537	1,548	<b>1,538</b>	1,362	1,368	1,379	<b>1,370</b>
14/07/21	1,530	1,538	1,548	<b>1,539</b>	1,358	1,365	1,375	<b>1,366</b>
15/07/21	1,529	1,535	1,546	<b>1,537</b>	1,362	1,368	1,379	<b>1,369</b>
16/07/21	1,538	1,544	1,554	<b>1,545</b>	1,364	1,369	1,380	<b>1,371</b>
17/07/21	1,538	1,544	1,554	<b>1,545</b>	1,364	1,369	1,380	<b>1,371</b>
18/07/21	1,538	1,544	1,554	<b>1,545</b>	1,364	1,369	1,380	<b>1,371</b>
19/07/21	1,538	1,544	1,554	<b>1,545</b>	1,364	1,369	1,380	<b>1,371</b>
20/07/21	1,527	1,535	1,541	<b>1,534</b>	1,350	1,377	1,365	<b>1,364</b>
21/07/21	1,499	1,507	1,512	<b>1,506</b>	1,322	1,329	1,338	<b>1,330</b>
22/07/21	1,499	1,505	1,516	<b>1,507</b>	1,326	1,335	1,347	<b>1,336</b>
23/07/21	1,519	1,524	1,535	<b>1,526</b>	1,346	1,355	1,366	<b>1,356</b>
24/07/21	1,519	1,524	1,535	<b>1,526</b>	1,346	1,355	1,366	<b>1,356</b>
25/07/21	1,519	1,524	1,535	<b>1,526</b>	1,346	1,355	1,366	<b>1,356</b>
26/07/21	1,519	1,524	1,535	<b>1,526</b>	1,346	1,355	1,366	<b>1,356</b>
27/07/21	1,529	1,540	1,547	<b>1,538</b>	1,352	1,365	1,376	<b>1,364</b>
28/07/21	1,529	1,541	1,548	<b>1,539</b>	1,352	1,365	1,376	<b>1,364</b>
29/07/21	1,532	1,540	1,551	<b>1,541</b>	1,352	1,363	1,374	<b>1,363</b>
30/07/21	1,537	1,545	1,556	<b>1,546</b>	1,354	1,365	1,374	<b>1,364</b>
31/07/21	1,537	1,545	1,556	<b>1,546</b>	1,354	1,365	1,374	<b>1,364</b>
01/08/21	1,537	1,545	1,556	<b>1,546</b>	1,354	1,365	1,374	<b>1,364</b>
02/08/21	1,537	1,545	1,556	<b>1,546</b>	1,354	1,365	1,374	<b>1,364</b>
03/08/21	1,544	1,548	1,562	<b>1,551</b>	1,361	1,368	1,380	<b>1,369</b>
04/08/21	1,525	1,530	1,542	<b>1,533</b>	1,346	1,353	1,365	<b>1,355</b>
05/08/21	1,524	1,529	1,543	<b>1,532</b>	1,343	1,351	1,363	<b>1,352</b>
06/08/21	1,518	1,523	1,537	<b>1,526</b>	1,336	1,343	1,354	<b>1,344</b>
07/08/21	1,518	1,523	1,537	<b>1,526</b>	1,336	1,343	1,354	<b>1,344</b>
08/08/21	1,518	1,523	1,537	<b>1,526</b>	1,336	1,343	1,354	<b>1,344</b>
09/08/21	1,518	1,523	1,537	<b>1,526</b>	1,336	1,343	1,354	<b>1,344</b>

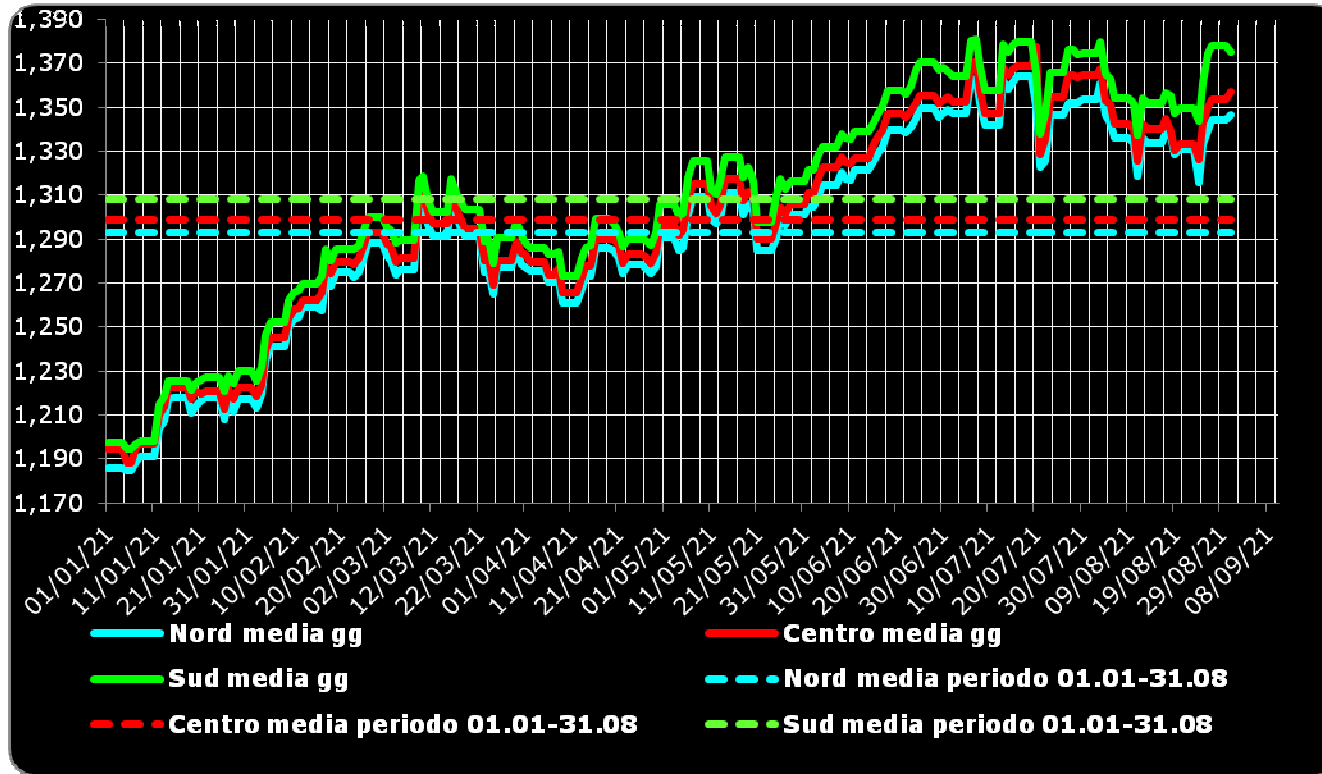
QUOTAZIONI E PREZZI GIORNALIERI – 01.01.2021 – 31.08.2021

Data	BENZINA				GASOLIO			
	NORD	CENTRO	SUD	MEDIA ITALIA	NORD	CENTRO	SUD	MEDIA ITALIA
10/08/21	1,515	1,521	1,535	<b>1,524</b>	1,333	1,340	1,352	<b>1,342</b>
11/08/21	1,497	1,502	1,516	<b>1,505</b>	1,319	1,326	1,337	<b>1,327</b>
12/08/21	1,514	1,520	1,534	<b>1,522</b>	1,336	1,343	1,354	<b>1,344</b>
13/08/21	1,508	1,513	1,527	<b>1,516</b>	1,333	1,340	1,352	<b>1,342</b>
14/08/21	1,508	1,513	1,527	<b>1,516</b>	1,333	1,340	1,352	<b>1,342</b>
15/08/21	1,508	1,513	1,527	<b>1,516</b>	1,333	1,340	1,352	<b>1,342</b>
16/08/21	1,508	1,513	1,527	<b>1,516</b>	1,333	1,340	1,352	<b>1,342</b>
17/08/21	1,518	1,523	1,537	<b>1,526</b>	1,338	1,345	1,357	<b>1,347</b>
18/08/21	1,516	1,522	1,536	<b>1,525</b>	1,337	1,339	1,355	<b>1,344</b>
19/08/21	1,502	1,507	1,521	<b>1,510</b>	1,329	1,330	1,347	<b>1,335</b>
20/08/21	1,503	1,509	1,523	<b>1,511</b>	1,331	1,333	1,349	<b>1,338</b>
21/08/21	1,503	1,509	1,523	<b>1,511</b>	1,331	1,333	1,349	<b>1,338</b>
22/08/21	1,503	1,509	1,523	<b>1,511</b>	1,331	1,333	1,349	<b>1,338</b>
23/08/21	1,503	1,509	1,523	<b>1,511</b>	1,331	1,333	1,349	<b>1,338</b>
24/08/21	1,480	1,490	1,502	<b>1,491</b>	1,316	1,326	1,344	<b>1,329</b>
25/08/21	1,495	1,506	1,517	<b>1,506</b>	1,333	1,343	1,361	<b>1,346</b>
26/08/21	1,503	1,511	1,528	<b>1,514</b>	1,340	1,350	1,374	<b>1,355</b>
27/08/21	1,510	1,518	1,535	<b>1,521</b>	1,344	1,354	1,378	<b>1,359</b>
28/08/21	1,510	1,518	1,535	<b>1,521</b>	1,344	1,354	1,378	<b>1,359</b>
29/08/21	1,510	1,518	1,535	<b>1,521</b>	1,344	1,354	1,378	<b>1,359</b>
30/08/21	1,510	1,518	1,535	<b>1,521</b>	1,344	1,354	1,378	<b>1,359</b>
31/08/21	1,509	1,522	1,535	<b>1,522</b>	1,346	1,357	1,375	<b>1,359</b>
<b>MEDIA</b>	<b>1,450</b>	<b>1,454</b>	<b>1,464</b>	<b>1,456</b>	<b>1,293</b>	<b>1,299</b>	<b>1,308</b>	<b>1,300</b>

## Grafico prezzi benzina extrarete per aree - Euro/litro



## Grafico prezzi gasolio extrarete per aree - Euro/litro



## **FONTI:**

**U.S. Energy Information Administration**  
**European Central Bank**  
**Staffetta Quotidiana**  
**Quotidiano Energia**  
**Ministero dello sviluppo economico, DGRME**

## **ELABORAZIONI:**

**FIGISC/ANISA Confcommercio**

