

FIGISC ANISA

NEWSLETTER PREZZI

N. 021/NP – 5 FEBBRAIO 2022

FONDAMENTALI INTERNAZIONALI E

PREZZI ITALIA – GIORNALIERI GENNAIO 2022

01.01.2021-31.01.2022 – BENZINA, GASOLIO, GPL,

METANO E GNL

SEZIONI 1 – 2 – 3 – 4

a cura della Segreteria Nazionale

FIGISC/ANISA CONFCOMMERCIO

00153 ROMA

Presidente Nazionale FIGISC:

Presidente Nazionale ANISA:

Segreteria Nazionale:

Segreteria Nazionale FIGISC/ANISA: Telefono: 06 5866351 - Fax 06 58331724

e-mail: figisc@confcommercio.it anisa@confcommercio.it

sito internet: www.figisc.it

Piazza G.G. Belli 2

BRUNO BEARZI

MASSIMO TERZI

PAOLO UNITI

**SEZIONE 1 - FONDAMENTALI DI MERCATO INTERNAZIONALI
GREGGIO BRENT IN DOLLARI ED EURO BARILE – CAMBIO EURO/DOLLARO –
PRODOTTI FINITI CIF MEDITERRANEO DOLLARI TONNELLATA ED EURO
LITRO**

Data	Brent spot dollari barile	Cambio euro/dollaro	Brent spot euro barile	Benzina Cif Med dollari tonnellata	Benzina CIF Med euro litro	Gasolio CIF Med dollari tonnellata	Gasolio CIF Med euro litro
01/01/2022	77,24	1,1326	68,20	754,00	0,50262	673,25	0,50229
02/01/2022	77,24	1,1326	68,20	754,00	0,50262	673,25	0,50229
03/01/2022	78,25	1,1355	68,91	754,00	0,50134	673,25	0,50101
04/01/2022	79,39	1,1279	70,39	764,75	0,51191	692,25	0,51862
05/01/2022	80,60	1,1319	71,21	775,25	0,51711	708,75	0,52910
06/01/2022	81,99	1,1315	72,46	778,50	0,51946	718,75	0,53676
07/01/2022	82,28	1,1298	72,83	775,75	0,51840	718,50	0,53738
08/01/2022	82,28	1,1298	72,83	775,75	0,51840	718,50	0,53738
09/01/2022	82,28	1,1298	72,83	775,75	0,51840	718,50	0,53738
10/01/2022	81,56	1,1318	72,06	768,50	0,51265	714,75	0,53363
11/01/2022	84,98	1,1336	74,96	784,00	0,52216	729,25	0,54359
12/01/2022	85,83	1,1370	75,49	798,50	0,53023	742,50	0,55181
13/01/2022	85,80	1,1463	74,85	798,75	0,52609	742,75	0,54752
14/01/2022	87,17	1,1447	76,15	810,25	0,53441	754,00	0,55659
15/01/2022	87,17	1,1447	76,15	810,25	0,53441	754,00	0,55659
16/01/2022	87,17	1,1447	76,15	810,25	0,53441	754,00	0,55659
17/01/2022	87,82	1,1403	77,01	804,50	0,53266	764,25	0,56633
18/01/2022	88,83	1,1367	78,15	821,50	0,54564	766,25	0,56961
19/01/2022	89,64	1,1345	79,01	834,50	0,55535	776,00	0,57798
20/01/2022	89,75	1,1338	79,16	841,50	0,56036	774,25	0,57703
21/01/2022	89,75	1,1348	79,09	831,75	0,55338	769,50	0,57299
22/01/2022	89,75	1,1348	79,09	831,75	0,55338	769,50	0,57299
23/01/2022	89,75	1,1348	79,09	831,75	0,55338	769,50	0,57299
24/01/2022	87,74	1,1304	77,62	813,25	0,54317	751,00	0,56139

QUOTAZIONI E PREZZI GIORNALIERI – 01.01.2022 – 31.01.2022

Data	Brent spot dollari barile	Cambio euro/dollaro	Brent spot euro barile	Benzina Cif Med dollari tonnellata	Benzina CIF Med euro litro	Gasolio CIF Med dollari tonnellata	Gasolio CIF Med euro litro
25/01/2022	89,49	1,1268	79,42	829,75	0,55596	760,25	0,57012
26/01/2022	91,22	1,1277	80,89	854,50	0,57209	787,50	0,59008
27/01/2022	90,70	1,1160	81,27	854,50	0,57809	787,75	0,59646
28/01/2022	91,47	1,1138	82,12	861,00	0,58364	797,25	0,60484
29/01/2022	91,47	1,1138	82,12	861,00	0,58364	797,25	0,60484
30/01/2022	91,47	1,1138	82,12	861,00	0,58364	797,25	0,60484
31/01/2022	92,35	1,1156	82,78	859,00	0,58134	791,50	0,59951
MEDIA PERIODO	86,21	1,1313	76,21	809,02	0,54001	746,62	0,55776



Grafico del cambio dollaro-euro

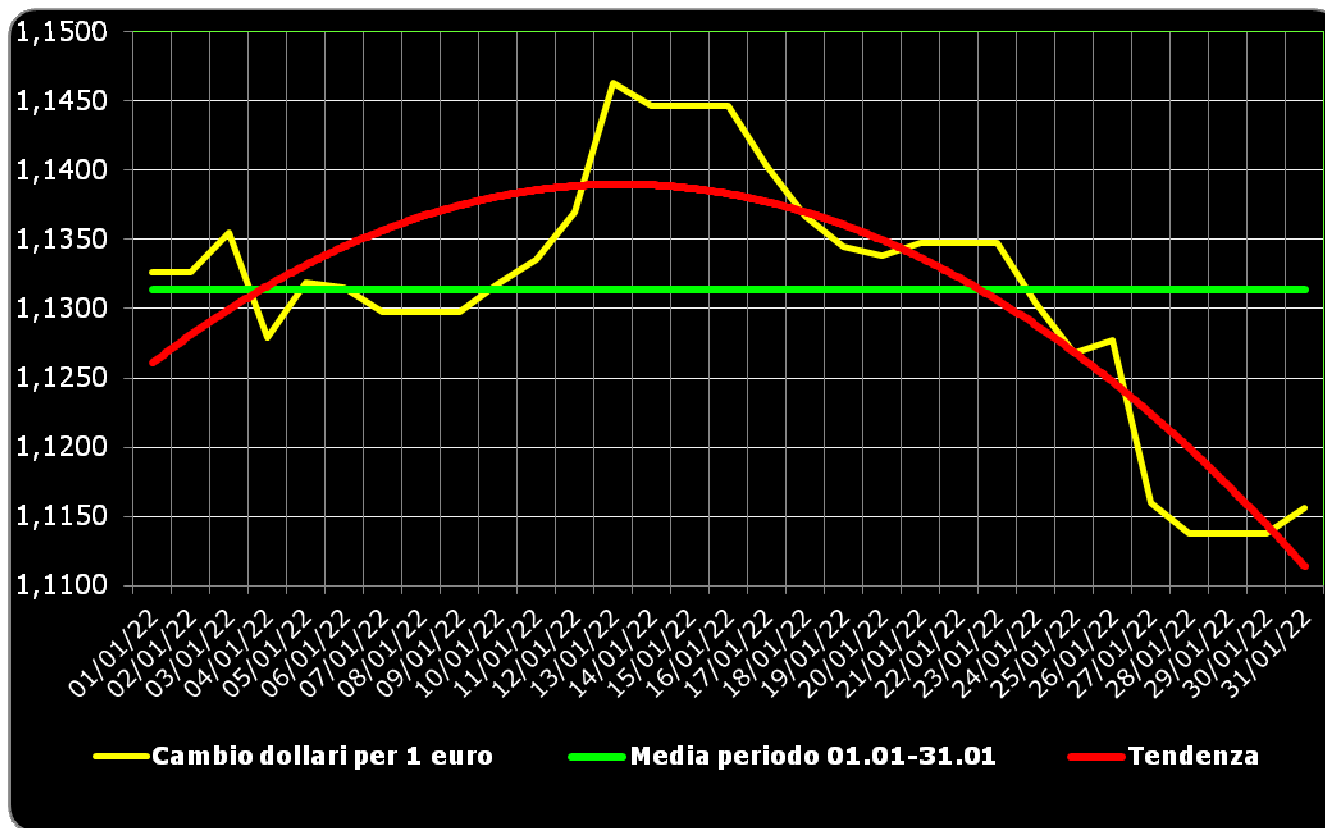


Grafico della quotazione greggio Brent al barile

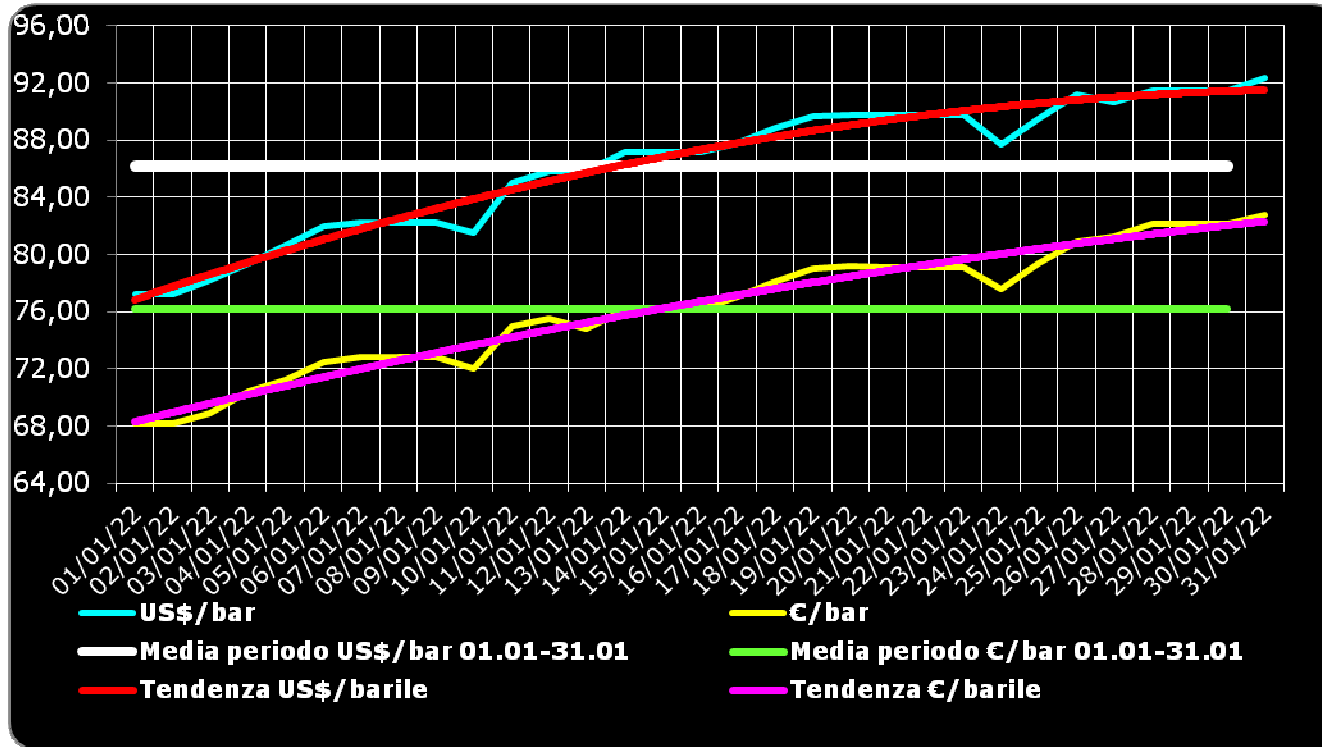
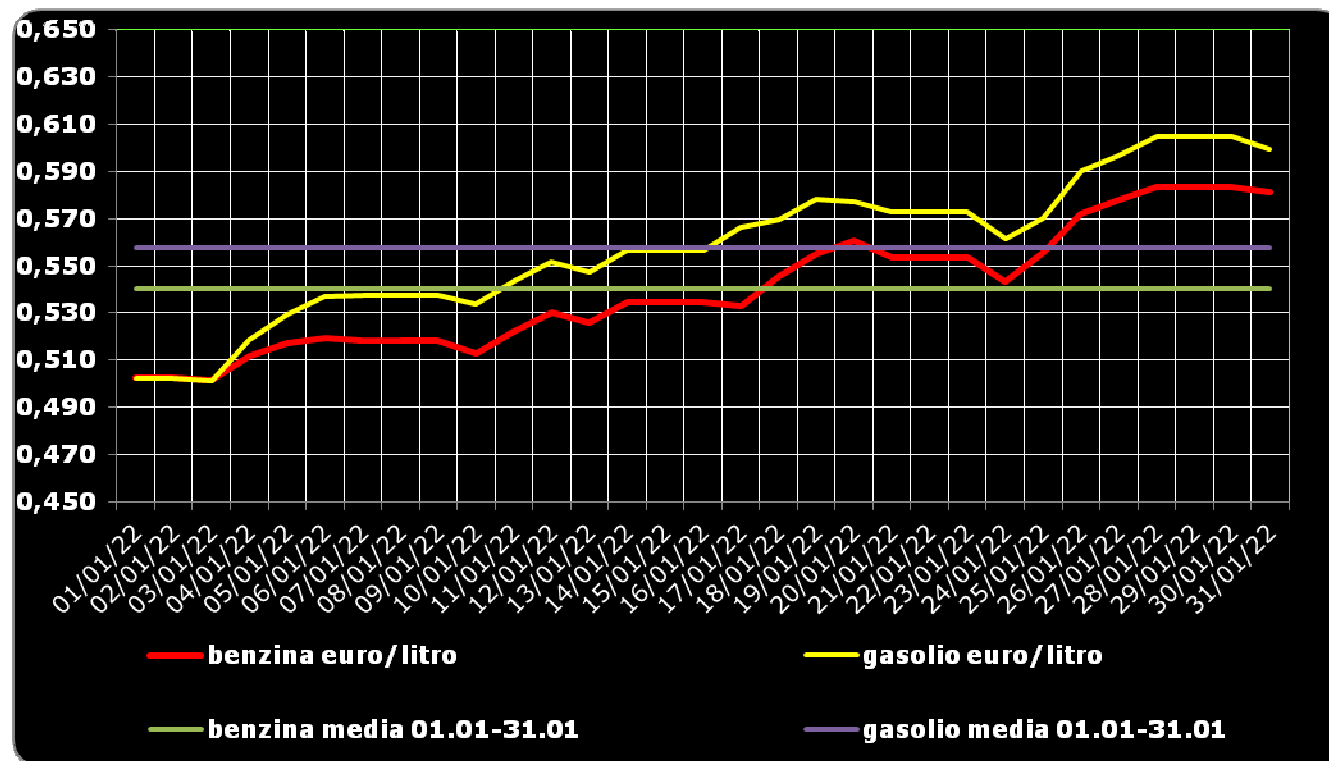


Grafico quotazioni Med cif benzina e gasolio – Euro/litro



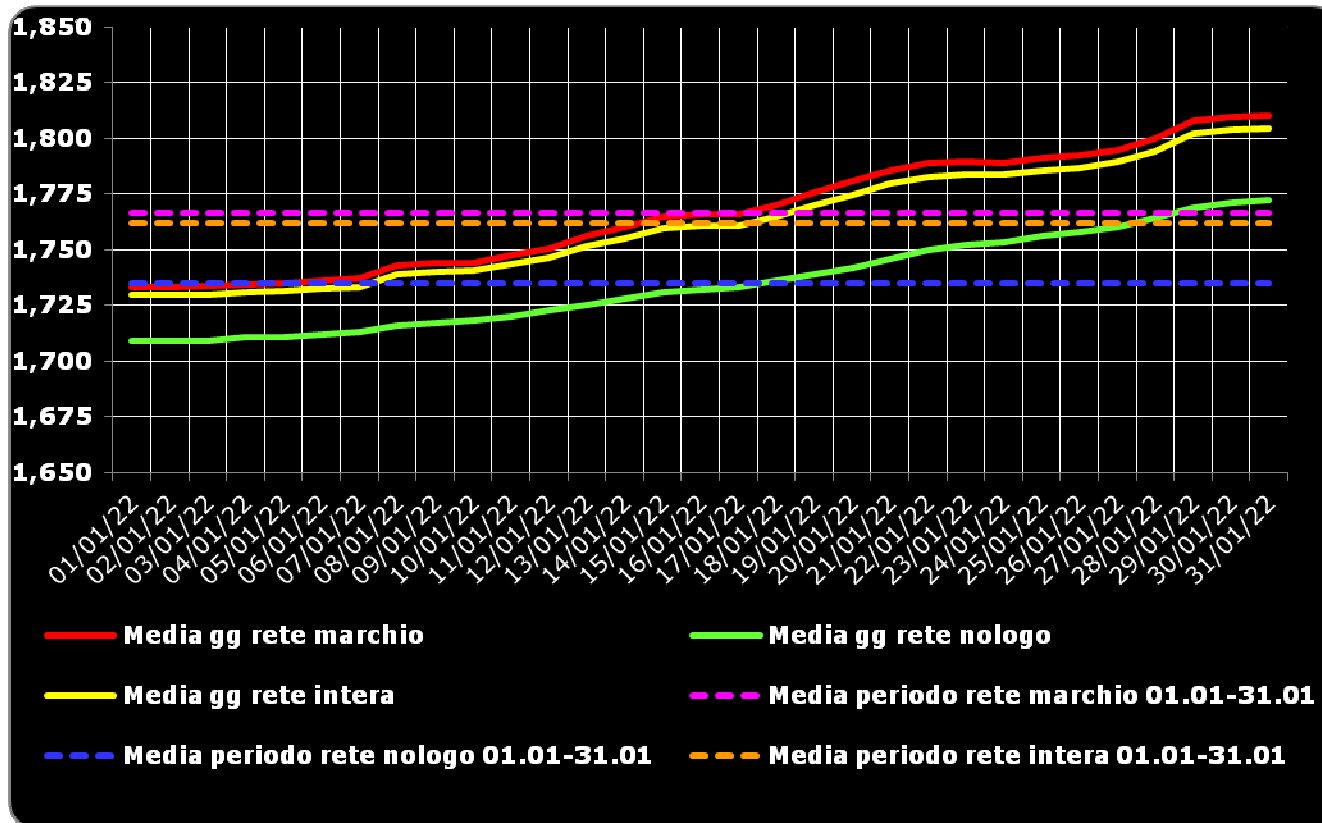
SEZIONE 2.1 – PREZZI ITALIA: RETE DI MARCHIO SELF – MEDIA RETE DI MARCHIO, RETE NO-LOGO E RETE GENERALE – BENZINA – EURO/LITRO

Data	AGIP ENI	API IP	ESSO	QS	TAMOIL	EX TOTALERG	MEDIA MARCHI	NO-LOGO	MEDIA RETE
01/01/22	1,749	1,726	1,728	1,729	1,723	1,747	1,733	1,709	1,730
02/01/22	1,749	1,726	1,728	1,729	1,723	1,748	1,733	1,709	1,730
03/01/22	1,750	1,726	1,729	1,729	1,723	1,747	1,734	1,709	1,730
04/01/22	1,750	1,727	1,730	1,731	1,724	1,741	1,735	1,711	1,731
05/01/22	1,750	1,727	1,730	1,732	1,724	1,743	1,735	1,711	1,731
06/01/22	1,751	1,728	1,731	1,738	1,726	1,742	1,736	1,712	1,733
07/01/22	1,753	1,728	1,731	1,738	1,727	1,740	1,737	1,713	1,733
08/01/22	1,757	1,734	1,734	1,750	1,731	1,740	1,743	1,716	1,739
09/01/22	1,757	1,735	1,737	1,751	1,731	1,743	1,744	1,717	1,740
10/01/22	1,758	1,735	1,737	1,751	1,731	1,745	1,744	1,718	1,740
11/01/22	1,759	1,741	1,740	1,752	1,736	1,749	1,747	1,720	1,743
12/01/22	1,764	1,744	1,743	1,753	1,738	1,751	1,750	1,723	1,746
13/01/22	1,773	1,748	1,747	1,759	1,741	1,753	1,756	1,725	1,751
14/01/22	1,775	1,754	1,751	1,764	1,744	1,756	1,760	1,728	1,755
15/01/22	1,777	1,760	1,755	1,771	1,748	1,758	1,765	1,731	1,759
16/01/22	1,777	1,762	1,757	1,772	1,749	1,759	1,766	1,732	1,761
17/01/22	1,778	1,762	1,758	1,772	1,749	1,760	1,766	1,733	1,761
18/01/22	1,781	1,766	1,761	1,776	1,753	1,764	1,770	1,736	1,765
19/01/22	1,786	1,775	1,766	1,782	1,756	1,767	1,776	1,739	1,770
20/01/22	1,789	1,782	1,771	1,786	1,763	1,774	1,781	1,742	1,775
21/01/22	1,795	1,787	1,777	1,789	1,768	1,777	1,786	1,746	1,780
22/01/22	1,797	1,790	1,781	1,791	1,773	1,780	1,789	1,750	1,783
23/01/22	1,798	1,790	1,782	1,792	1,774	1,781	1,789	1,752	1,784
24/01/22	1,798	1,791	1,782	1,789	1,774	1,782	1,789	1,753	1,783
25/01/22	1,798	1,795	1,784	1,791	1,775	1,786	1,791	1,756	1,786
26/01/22	1,799	1,796	1,784	1,793	1,776	1,790	1,792	1,758	1,787
27/01/22	1,802	1,797	1,785	1,799	1,777	1,791	1,795	1,760	1,789
28/01/22	1,810	1,802	1,789	1,803	1,779	1,796	1,800	1,764	1,794
29/01/22	1,821	1,808	1,797	1,811	1,787	1,801	1,808	1,769	1,802

QUOTAZIONI E PREZZI GIORNALIERI – 01.01.2022 – 31.01.2022

Data	AGIP ENI	API IP	ESSO	Q8	TAMOIL	EX TOTALERG	MEDIA MARCHI	NO-LOGO	MEDIA RETE
30/01/22	1,823	1,810	1,799	1,812	1,788	1,803	1,810	1,771	1,804
31/01/22	1,824	1,810	1,801	1,812	1,788	1,804	1,810	1,772	1,804
MEDIA	1,779	1,763	1,759	1,769	1,752	1,765	1,767	1,735	1,762

Grafico prezzi benzina self media rete di marchio, rete no-logo e rete intera - Euro/litro



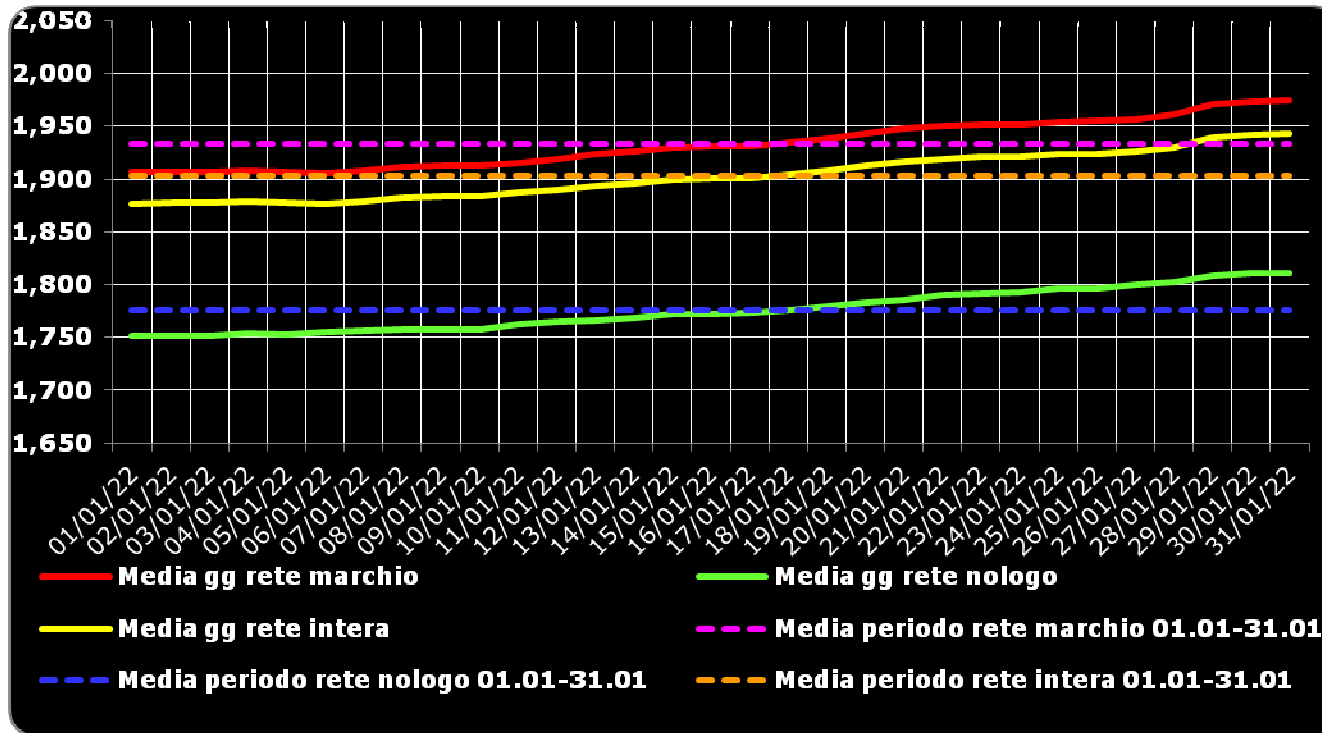
SEZIONE 2.2 – PREZZI ITALIA: RETE DI MARCHIO SERVITO – MEDIA RETE DI MARCHIO, RETE NO-LOGO E RETE GENERALE – BENZINA – EURO/LITRO

Data	AGIP ENI	API IP	ESSO	Q8	TAMOIL	EX TOTALERG	MEDIA MARCHI	NO-LOGO	MEDIA RETE
01/01/22	1,953	1,911	1,886	1,903	1,807	1,832	1,906	1,751	1,877
02/01/22	1,953	1,911	1,886	1,902	1,807	1,834	1,906	1,752	1,877
03/01/22	1,953	1,911	1,886	1,903	1,807	1,833	1,906	1,752	1,877
04/01/22	1,954	1,911	1,888	1,906	1,808	1,827	1,907	1,754	1,879
05/01/22	1,954	1,908	1,888	1,907	1,808	1,823	1,907	1,753	1,878
06/01/22	1,954	1,909	1,889	1,910	1,810	1,822	1,906	1,755	1,877
07/01/22	1,958	1,910	1,890	1,912	1,811	1,806	1,908	1,756	1,879
08/01/22	1,962	1,912	1,892	1,912	1,814	1,811	1,912	1,757	1,883
09/01/22	1,962	1,912	1,895	1,912	1,815	1,813	1,913	1,758	1,883
10/01/22	1,962	1,912	1,896	1,913	1,815	1,816	1,913	1,758	1,884
11/01/22	1,963	1,915	1,899	1,916	1,818	1,818	1,915	1,762	1,887
12/01/22	1,968	1,918	1,901	1,918	1,820	1,821	1,919	1,765	1,890
13/01/22	1,977	1,921	1,903	1,920	1,823	1,826	1,923	1,766	1,894
14/01/22	1,979	1,926	1,906	1,921	1,826	1,838	1,926	1,768	1,896
15/01/22	1,980	1,931	1,910	1,924	1,829	1,844	1,929	1,772	1,899
16/01/22	1,981	1,933	1,911	1,928	1,830	1,848	1,931	1,772	1,900
17/01/22	1,981	1,934	1,912	1,927	1,831	1,846	1,931	1,773	1,901
18/01/22	1,984	1,936	1,915	1,931	1,834	1,848	1,934	1,776	1,904
19/01/22	1,989	1,940	1,921	1,934	1,837	1,848	1,939	1,779	1,908
20/01/22	1,993	1,946	1,925	1,939	1,842	1,852	1,943	1,783	1,912
21/01/22	1,998	1,950	1,930	1,944	1,848	1,844	1,948	1,786	1,917
22/01/22	2,000	1,951	1,934	1,947	1,853	1,845	1,950	1,790	1,919
23/01/22	2,001	1,952	1,936	1,949	1,854	1,848	1,952	1,792	1,921
24/01/22	2,001	1,953	1,936	1,950	1,854	1,849	1,952	1,793	1,921
25/01/22	2,002	1,955	1,937	1,952	1,855	1,857	1,954	1,796	1,923
26/01/22	2,002	1,959	1,937	1,952	1,855	1,859	1,955	1,797	1,924
27/01/22	2,005	1,960	1,939	1,953	1,857	1,860	1,957	1,800	1,926
28/01/22	2,012	1,961	1,943	1,959	1,860	1,862	1,961	1,803	1,930
29/01/22	2,024	1,969	1,952	1,968	1,869	1,871	1,971	1,809	1,940

QUOTAZIONI E PREZZI GIORNALIERI – 01.01.2022 – 31.01.2022

Data	AGIP ENI	API IP	ESSO	Q8	TAMOIL	EX TOTALERG	MEDIA MARCHI	NO-LOGO	MEDIA RETE
30/01/22	2,026	1,971	1,954	1,972	1,870	1,871	1,973	1,811	1,942
31/01/22	2,027	1,973	1,955	1,973	1,871	1,871	1,974	1,811	1,943
MEDIA	1,983	1,934	1,915	1,931	1,833	1,840	1,933	1,776	1,903

Grafico prezzi benzina servito media rete di marchio, rete no-logo e rete intera - Euro/litro



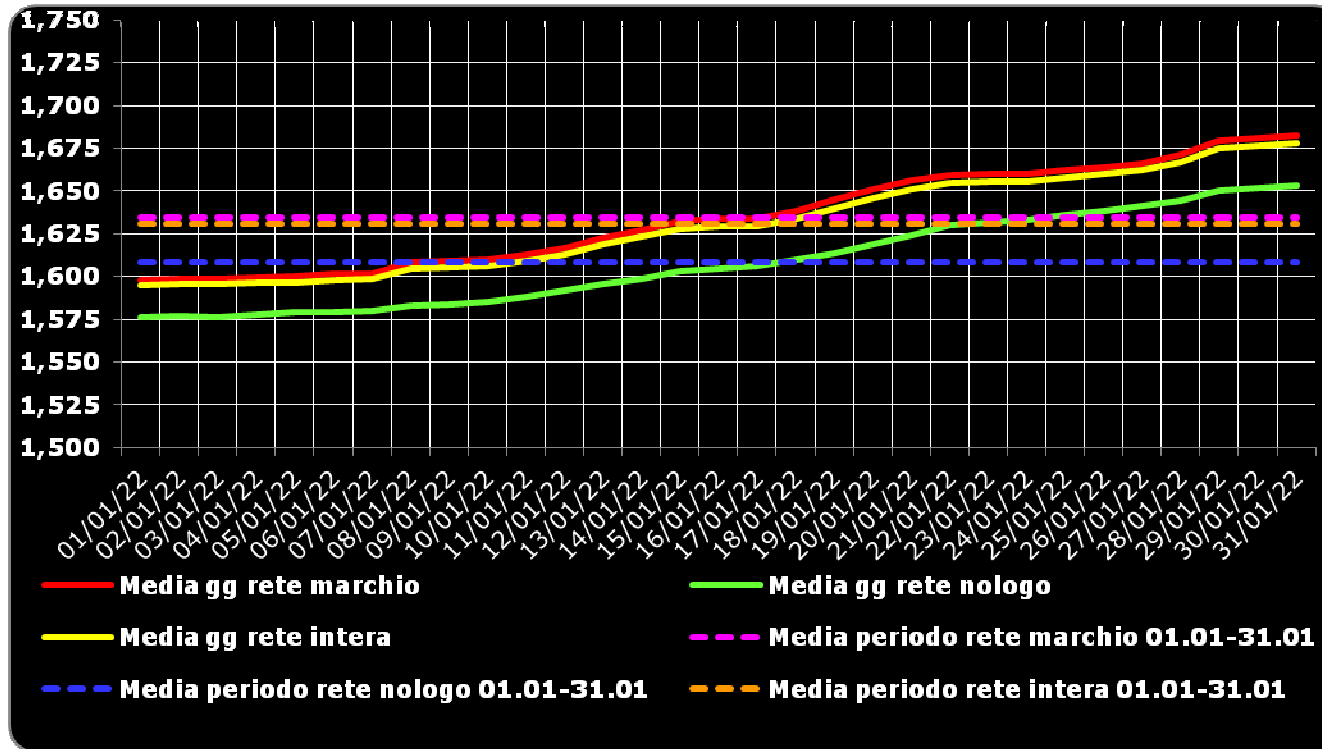
SEZIONE 2.3 – PREZZI ITALIA: RETE DI MARCHIO SELF – MEDIA RETE DI MARCHIO, RETE NO-LOGO E RETE GENERALE – GASOLIO – EURO/LITRO

Data	AGIP ENI	API IP	ESSO	Q8	TAMOIL	EX TOTALERG	MEDIA MARCHI	NO-LOGO	MEDIA RETE
01/01/22	1,611	1,593	1,593	1,595	1,589	1,614	1,598	1,576	1,595
02/01/22	1,612	1,593	1,594	1,595	1,589	1,616	1,599	1,577	1,595
03/01/22	1,612	1,594	1,594	1,595	1,589	1,615	1,599	1,576	1,595
04/01/22	1,612	1,594	1,595	1,597	1,590	1,610	1,599	1,578	1,596
05/01/22	1,612	1,594	1,595	1,598	1,591	1,612	1,600	1,579	1,597
06/01/22	1,613	1,596	1,596	1,604	1,593	1,611	1,602	1,579	1,598
07/01/22	1,615	1,595	1,596	1,604	1,593	1,610	1,602	1,580	1,599
08/01/22	1,619	1,601	1,599	1,616	1,599	1,611	1,608	1,583	1,605
09/01/22	1,619	1,602	1,602	1,617	1,599	1,614	1,609	1,584	1,605
10/01/22	1,620	1,603	1,603	1,617	1,599	1,616	1,610	1,585	1,606
11/01/22	1,621	1,609	1,606	1,618	1,605	1,620	1,613	1,588	1,609
12/01/22	1,626	1,613	1,610	1,620	1,608	1,623	1,617	1,592	1,613
13/01/22	1,635	1,617	1,613	1,626	1,612	1,626	1,623	1,596	1,619
14/01/22	1,638	1,623	1,619	1,632	1,616	1,629	1,627	1,599	1,623
15/01/22	1,639	1,631	1,622	1,640	1,620	1,632	1,632	1,603	1,628
16/01/22	1,640	1,632	1,625	1,641	1,621	1,629	1,634	1,605	1,629
17/01/22	1,640	1,633	1,626	1,641	1,621	1,630	1,634	1,606	1,630
18/01/22	1,643	1,637	1,631	1,646	1,626	1,634	1,638	1,610	1,634
19/01/22	1,648	1,646	1,637	1,653	1,633	1,638	1,645	1,614	1,640
20/01/22	1,652	1,654	1,643	1,658	1,639	1,649	1,651	1,619	1,646
21/01/22	1,658	1,659	1,649	1,662	1,645	1,653	1,656	1,624	1,651
22/01/22	1,660	1,662	1,653	1,664	1,650	1,658	1,659	1,630	1,655
23/01/22	1,660	1,663	1,654	1,665	1,650	1,660	1,660	1,632	1,655
24/01/22	1,661	1,664	1,655	1,662	1,651	1,661	1,660	1,633	1,656
25/01/22	1,661	1,668	1,657	1,665	1,652	1,664	1,662	1,636	1,658
26/01/22	1,662	1,670	1,658	1,668	1,653	1,669	1,664	1,638	1,660
27/01/22	1,665	1,671	1,659	1,674	1,654	1,672	1,666	1,641	1,662
28/01/22	1,673	1,676	1,663	1,678	1,656	1,676	1,671	1,644	1,667
29/01/22	1,684	1,682	1,671	1,686	1,664	1,679	1,680	1,650	1,675

QUOTAZIONI E PREZZI GIORNALIERI – 01.01.2022 – 31.01.2022

Data	AGIP ENI	API IP	ESSO	Q8	TAMOIL	EX TOTALERG	MEDIA MARCHI	NO-LOGO	MEDIA RETE
30/01/22	1,686	1,684	1,673	1,687	1,665	1,682	1,681	1,652	1,677
31/01/22	1,687	1,684	1,675	1,688	1,665	1,683	1,682	1,653	1,678
MEDIA	1,641	1,634	1,628	1,639	1,624	1,639	1,635	1,608	1,631

Grafico prezzi gasolio self media rete di marchio, rete no-logo e rete intera - Euro/litro



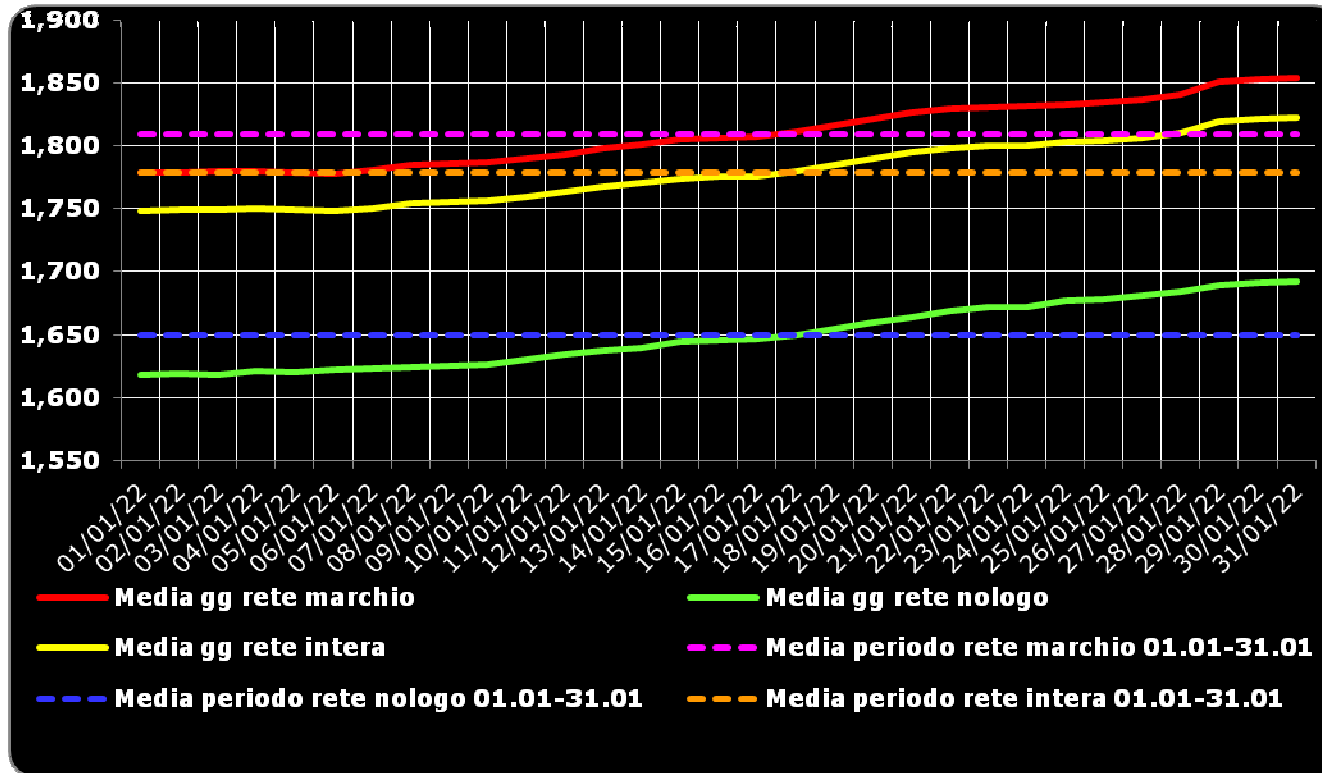
SEZIONE 2.4 – PREZZI ITALIA: RETE DI MARCHIO SERVITO – MEDIA RETE DI MARCHIO, RETE NO-LOGO E RETE GENERALE – GASOLIO – EURO/LITRO

Data	AGIP ENI	API IP	ESSO	QS	TAMOIL	EX TOTALERG	MEDIA MARCHI	NO-LOGO	MEDIA RETE
01/01/22	1,818	1,799	1,756	1,773	1,676	1,695	1,779	1,618	1,749
02/01/22	1,818	1,799	1,757	1,772	1,676	1,697	1,779	1,619	1,749
03/01/22	1,818	1,799	1,757	1,773	1,676	1,696	1,779	1,618	1,749
04/01/22	1,818	1,799	1,758	1,775	1,677	1,691	1,780	1,621	1,750
05/01/22	1,818	1,796	1,757	1,776	1,677	1,687	1,779	1,620	1,749
06/01/22	1,817	1,796	1,758	1,779	1,679	1,686	1,778	1,622	1,748
07/01/22	1,822	1,797	1,760	1,781	1,679	1,682	1,781	1,623	1,750
08/01/22	1,826	1,800	1,763	1,783	1,684	1,687	1,785	1,624	1,755
09/01/22	1,826	1,800	1,766	1,783	1,685	1,689	1,786	1,625	1,755
10/01/22	1,827	1,800	1,766	1,784	1,686	1,691	1,786	1,626	1,756
11/01/22	1,828	1,804	1,770	1,787	1,690	1,696	1,790	1,630	1,760
12/01/22	1,832	1,808	1,773	1,789	1,692	1,698	1,793	1,634	1,764
13/01/22	1,841	1,812	1,775	1,791	1,696	1,704	1,798	1,637	1,768
14/01/22	1,843	1,817	1,780	1,793	1,700	1,708	1,802	1,639	1,771
15/01/22	1,844	1,823	1,784	1,796	1,705	1,714	1,805	1,644	1,774
16/01/22	1,845	1,825	1,785	1,800	1,706	1,718	1,807	1,645	1,776
17/01/22	1,845	1,826	1,786	1,800	1,706	1,717	1,807	1,646	1,776
18/01/22	1,849	1,829	1,790	1,804	1,710	1,719	1,811	1,650	1,780
19/01/22	1,854	1,834	1,797	1,808	1,715	1,719	1,816	1,655	1,785
20/01/22	1,858	1,841	1,802	1,814	1,721	1,724	1,821	1,660	1,790
21/01/22	1,864	1,845	1,807	1,821	1,727	1,727	1,827	1,664	1,795
22/01/22	1,866	1,847	1,812	1,823	1,731	1,730	1,829	1,669	1,798
23/01/22	1,866	1,848	1,814	1,826	1,733	1,734	1,831	1,672	1,800
24/01/22	1,867	1,849	1,814	1,827	1,733	1,736	1,832	1,672	1,801
25/01/22	1,867	1,852	1,815	1,829	1,734	1,743	1,833	1,677	1,803
26/01/22	1,868	1,856	1,816	1,829	1,734	1,746	1,835	1,678	1,804
27/01/22	1,871	1,856	1,818	1,831	1,736	1,746	1,836	1,681	1,806
28/01/22	1,878	1,858	1,823	1,836	1,739	1,749	1,841	1,684	1,810
29/01/22	1,890	1,867	1,831	1,845	1,747	1,757	1,851	1,689	1,820

QUOTAZIONI E PREZZI GIORNALIERI – 01.01.2022 – 31.01.2022

Data	AGIP ENI	API IP	ESSO	Q8	TAMOIL	EX TOTALERG	MEDIA MARCHI	NO-LOGO	MEDIA RETE
30/01/22	1,891	1,868	1,833	1,849	1,749	1,757	1,853	1,691	1,821
31/01/22	1,892	1,870	1,834	1,850	1,749	1,757	1,854	1,692	1,822
MEDIA	1,847	1,826	1,789	1,804	1,708	1,716	1,809	1,649	1,778

Grafico prezzi gasolio servito media rete di marchio, rete no-logo e rete intera - Euro/litro



SEZIONE 3 – PREZZI ITALIA: EXTRARETE – BENZINA E GASOLIO – €/LITRO

Data	BENZINA				GASOLIO			
	NORD	CENTRO	SUD	MEDIA ITALIA	NORD	CENTRO	SUD	MEDIA ITALIA
01/01/22	1,598	1,607	1,610	1,605	1,462	1,467	1,472	1,467
02/01/22	1,598	1,607	1,610	1,605	1,462	1,467	1,472	1,467
03/01/22	1,598	1,607	1,610	1,605	1,462	1,467	1,472	1,467
04/01/22	1,601	1,599	1,598	1,599	1,463	1,465	1,465	1,464
05/01/22	1,601	1,599	1,598	1,599	1,463	1,465	1,466	1,465
06/01/22	1,601	1,599	1,598	1,599	1,463	1,465	1,466	1,465
07/01/22	1,617	1,623	1,621	1,620	1,490	1,495	1,493	1,492
08/01/22	1,617	1,623	1,621	1,620	1,490	1,495	1,493	1,492
09/01/22	1,617	1,623	1,621	1,620	1,490	1,495	1,493	1,492
10/01/22	1,617	1,623	1,621	1,620	1,490	1,495	1,493	1,492
11/01/22	1,618	1,621	1,629	1,623	1,502	1,505	1,515	1,507
12/01/22	1,612	1,613	1,622	1,616	1,498	1,501	1,510	1,503
13/01/22	1,623	1,624	1,632	1,626	1,509	1,513	1,520	1,514
14/01/22	1,632	1,636	1,642	1,637	1,519	1,523	1,529	1,524
15/01/22	1,632	1,636	1,642	1,637	1,519	1,523	1,529	1,524
16/01/22	1,632	1,636	1,642	1,637	1,519	1,523	1,529	1,524
17/01/22	1,632	1,636	1,642	1,637	1,519	1,523	1,529	1,524
18/01/22	1,635	1,643	1,648	1,642	1,523	1,528	1,535	1,528
19/01/22	1,633	1,640	1,645	1,639	1,534	1,540	1,547	1,540
20/01/22	1,648	1,650	1,665	1,654	1,539	1,543	1,554	1,545
21/01/22	1,660	1,664	1,676	1,667	1,549	1,553	1,564	1,555
22/01/22	1,660	1,664	1,676	1,667	1,549	1,553	1,564	1,555
23/01/22	1,660	1,664	1,676	1,667	1,549	1,553	1,564	1,555
24/01/22	1,660	1,664	1,676	1,667	1,549	1,553	1,564	1,555
25/01/22	1,656	1,657	1,670	1,661	1,541	1,544	1,556	1,547
26/01/22	1,643	1,645	1,657	1,648	1,527	1,530	1,541	1,533
27/01/22	1,657	1,663	1,674	1,664	1,538	1,541	1,555	1,545
28/01/22	1,677	1,684	1,693	1,685	1,562	1,565	1,579	1,569
29/01/22	1,677	1,684	1,693	1,685	1,562	1,565	1,579	1,569

QUOTAZIONI E PREZZI GIORNALIERI – 01.01.2022 – 31.01.2022

Data	BENZINA				GASOLIO			
	NORD	CENTRO	SUD	MEDIA ITALIA	NORD	CENTRO	SUD	MEDIA ITALIA
30/01/22	1,677	1,684	1,693	1,685	1,562	1,565	1,579	1,569
31/01/22	1,677	1,684	1,693	1,685	1,562	1,565	1,579	1,569
MEDIA	1,634	1,639	1,645	1,639	1,515	1,519	1,526	1,520

Grafico prezzi benzina extrarete per aree - Euro/litro

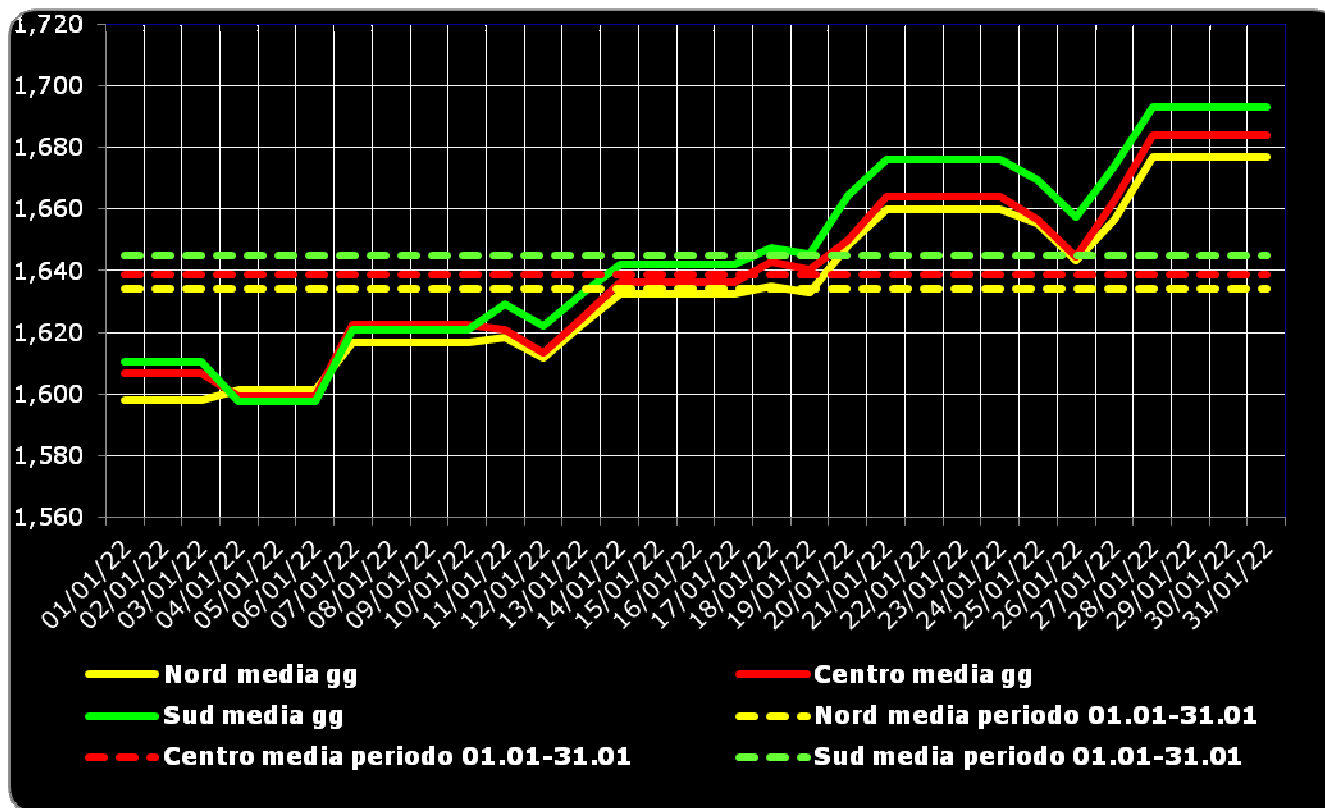
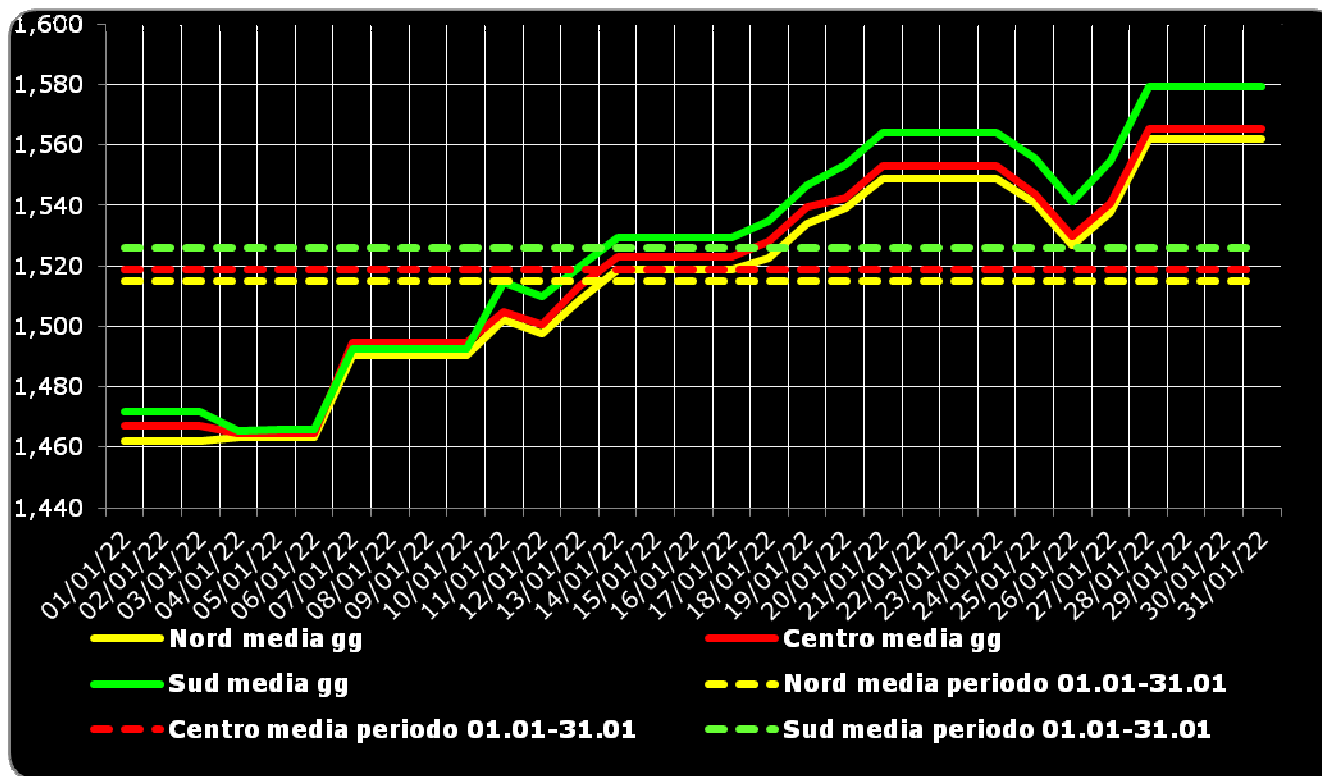


Grafico prezzi gasolio extrarete per aree - Euro/litro



SEZIONE 4 – PREZZI ITALIA: GPL – €/LITRO – METANO E GNL €/KG

Data	GPL €/LITRO		METANO €/KG		GNL €/KG	
	SELF	SERVITO	SELF	SERVITO	SELF	SERVITO
01/01/22	0,806	0,822	1,826	1,784	2,252	2,085
02/01/22	0,806	0,822	1,882	1,788	2,392	2,114
03/01/22	0,806	0,822	1,872	1,791	2,392	2,153
04/01/22	0,806	0,822	1,902	1,789	2,392	2,280
05/01/22	0,806	0,821	1,806	1,792	2,531	2,380
06/01/22	0,806	0,821	1,797	1,787	2,531	2,414
07/01/22	0,807	0,821	1,797	1,788	2,531	2,423
08/01/22	0,807	0,821	1,818	1,791	2,531	2,434
09/01/22	0,807	0,821	1,818	1,789	2,515	2,434
10/01/22	0,807	0,821	1,818	1,791	2,515	2,439
11/01/22	0,803	0,820	1,831	1,797	2,578	2,449
12/01/22	0,805	0,820	1,825	1,800	2,639	2,511
13/01/22	0,805	0,820	1,810	1,801	2,639	2,539
14/01/22	0,808	0,820	1,793	1,796	2,639	2,541
15/01/22	0,808	0,820	1,793	1,795	2,639	2,553
16/01/22	0,808	0,820	1,793	1,795	2,639	2,553
17/01/22	0,808	0,820	1,815	1,796	2,639	2,576
18/01/22	0,808	0,820	1,810	1,798	2,639	2,571
19/01/22	0,808	0,820	1,815	1,798	2,632	2,577
20/01/22	0,807	0,819	1,823	1,791	2,632	2,589
21/01/22	0,806	0,819	1,830	1,793	2,632	2,584
22/01/22	0,807	0,819	1,807	1,789	2,632	2,584
23/01/22	0,807	0,819	1,809	1,789	2,632	2,584
24/01/22	0,807	0,819	1,809	1,789	2,632	2,568
25/01/22	0,807	0,819	1,826	1,786	2,630	2,568
26/01/22	0,806	0,819	1,826	1,785	2,630	2,567
27/01/22	0,805	0,819	1,826	1,787	2,630	2,568
28/01/22	0,805	0,819	1,826	1,792	2,630	2,572
29/01/22	0,805	0,819	1,863	1,791	2,630	2,559
30/01/22	0,806	0,819	1,863	1,790	2,630	2,560

QUOTAZIONI E PREZZI GIORNALIERI – 01.01.2022 – 31.01.2022

Data	GPL €/LITRO		METANO €/KG		GNL €/KG	
	SELF	SERVITO	SELF	SERVITO	SELF	SERVITO
31/01/22	0,806	0,819	1,863	1,788	2,630	2,573
MEDIA	0,806	0,820	1,826	1,791	2,575	2,481

Grafico prezzi gpl - Euro/litro

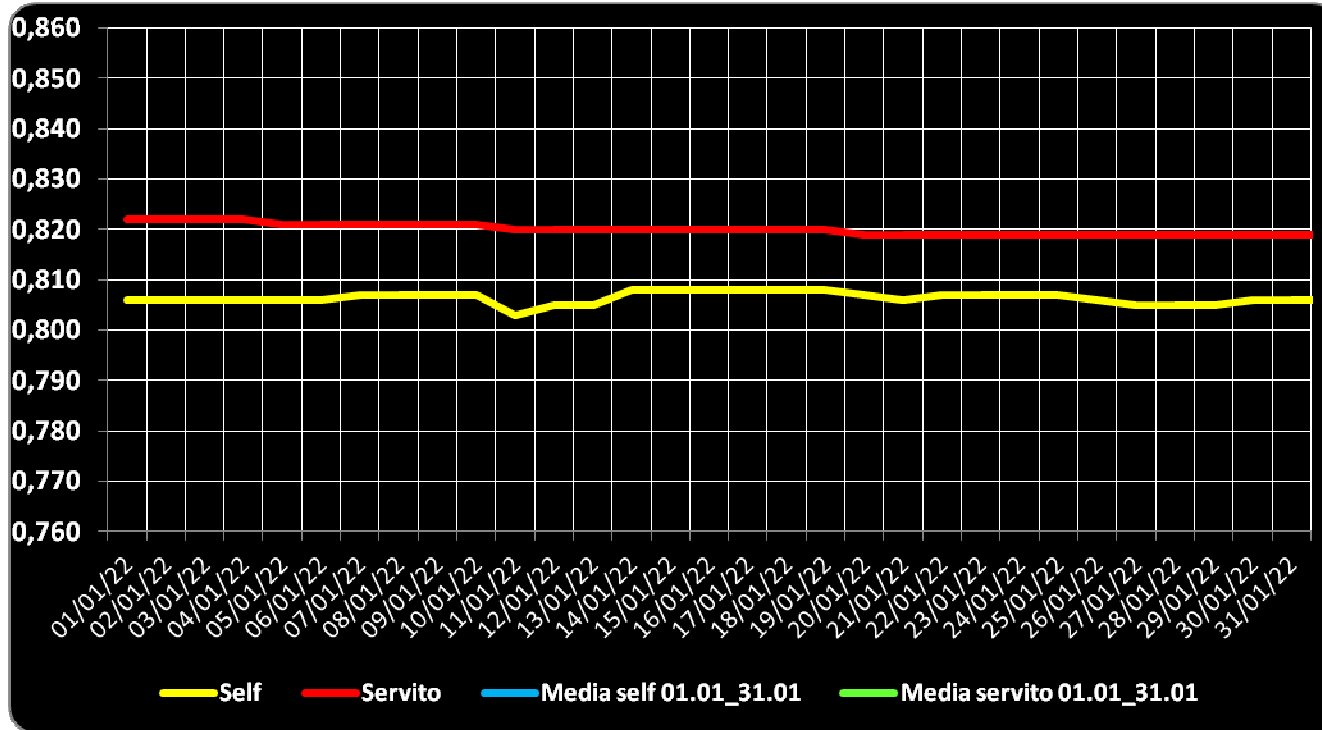


Grafico prezzi metano - Euro/kg

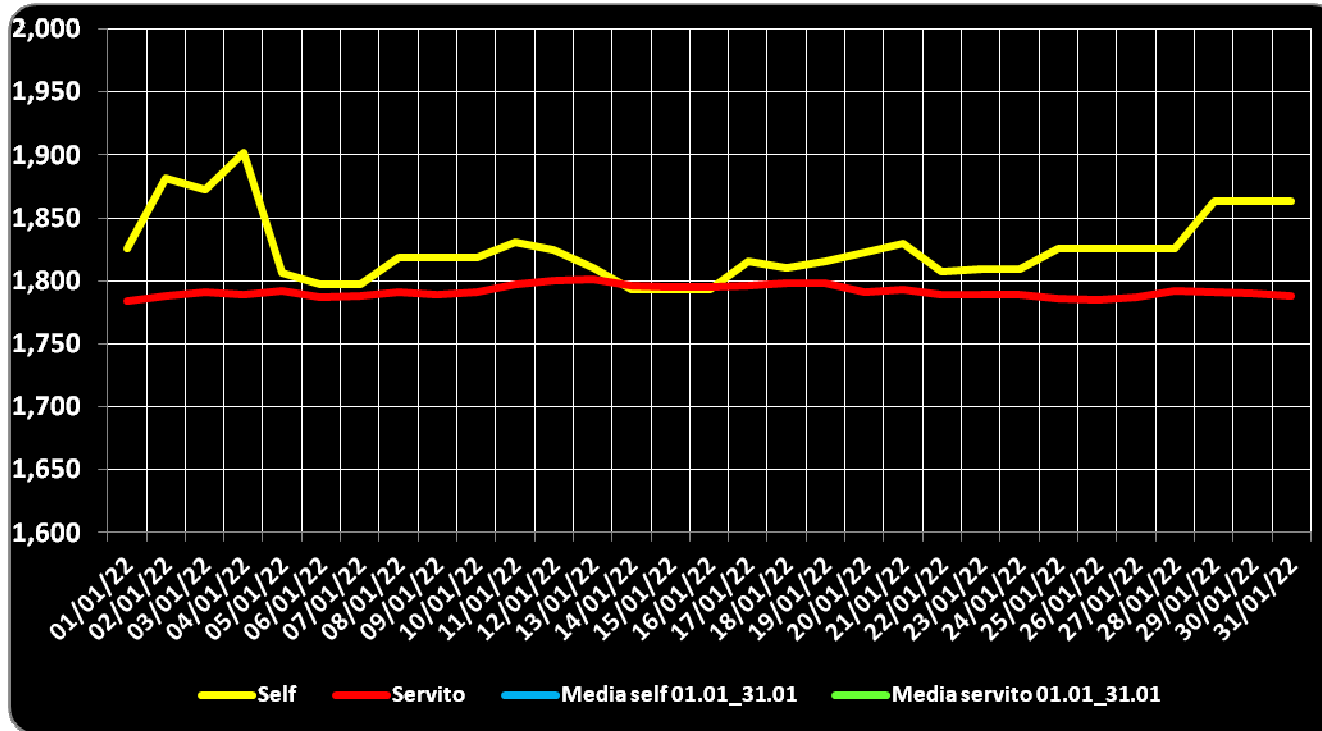
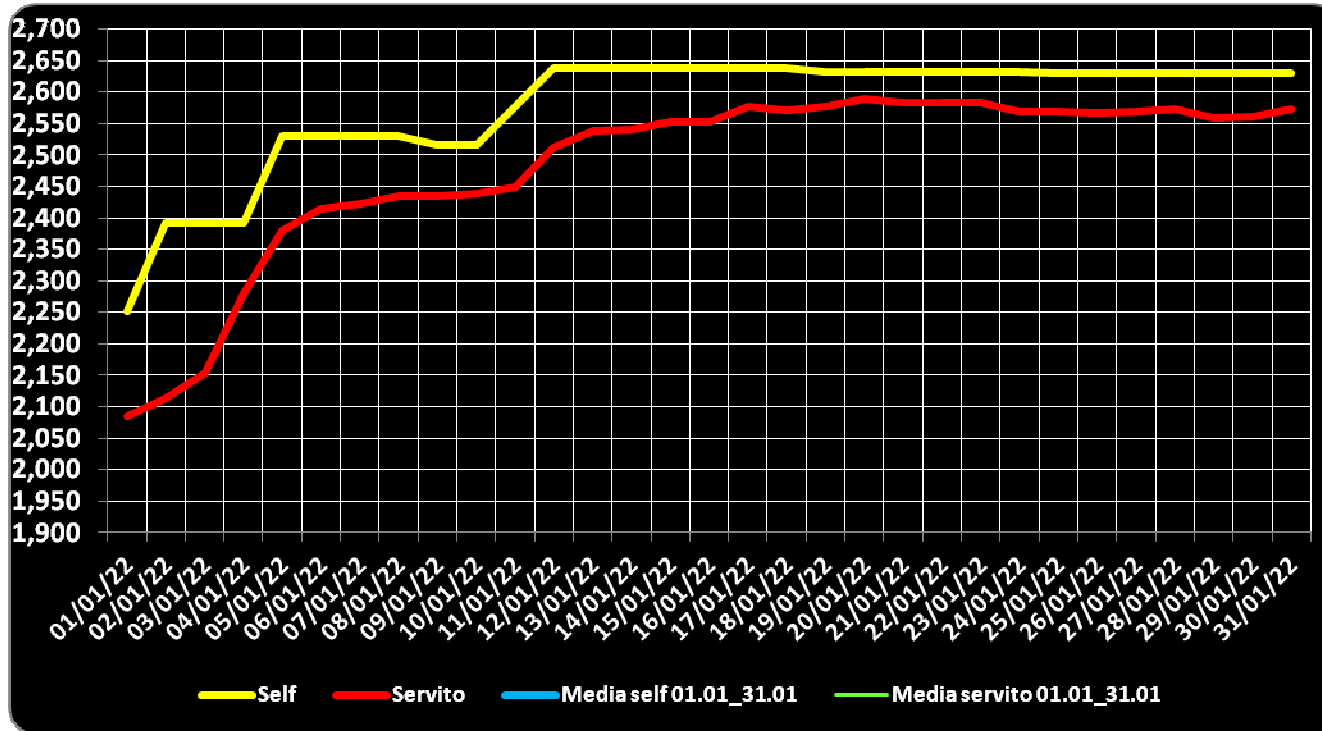


Grafico prezzi gnl - Euro/kg



FONTI:

U.S. Energy Information Administration
European Central Bank
Staffetta Quotidiana
Quotidiano Energia
Ministero dello sviluppo economico, DGRME

ELABORAZIONI:

FIGISC/ANISA Confcommercio

