

FIGISC ANISA NEWSLETTER PREZZI

N. 035/NP – 3 MARZO 2022

FONDAMENTALI INTERNAZIONALI E
PREZZI ITALIA – GIORNALIERI GENNAIO 2022
01.01.2021-28.02.2022 – BENZINA, GASOLIO, GPL,
METANO E GNL

SEZIONI 1 – 2 – 3 – 4
a cura della Segreteria Nazionale

FIGISC/ANISA CONFCOMMERCIO

00153 ROMA

Presidente Nazionale FIGISC:

Presidente Nazionale ANISA:

Segreteria Nazionale:

Segreteria Nazionale FIGISC/ANISA: Telefono: 06 5866351 - Fax 06 58331724

e-mail: figisc@confcommercio.it anisa@confcommercio.it

sito internet: www.figisc.it

**SEZIONE 1 - FONDAMENTALI DI MERCATO INTERNAZIONALI
GREGGIO BRENT IN DOLLARI ED EURO BARILE – CAMBIO EURO/DOLLARO –
PRODOTTI FINITI CIF MEDITERRANEO DOLLARI TONNELLATA ED EURO
LITRO**

Data	Brent spot dollari barile	Cambio euro/dollaro	Brent spot euro barile	Benzina Cif Med dollari tonnellata	Benzina CIF Med euro litro	Gasolio CIF Med dollari tonnellata	Gasolio CIF Med euro litro
01/01/2022	77,24	1,1326	68,20	754,00	0,50262	673,25	0,50229
02/01/2022	77,24	1,1326	68,20	754,00	0,50262	673,25	0,50229
03/01/2022	78,25	1,1355	68,91	754,00	0,50134	673,25	0,50101
04/01/2022	79,39	1,1279	70,39	764,75	0,51191	692,25	0,51862
05/01/2022	80,60	1,1319	71,21	775,25	0,51711	708,75	0,52910
06/01/2022	81,99	1,1315	72,46	778,50	0,51946	718,75	0,53676
07/01/2022	82,28	1,1298	72,83	775,75	0,51840	718,50	0,53738
08/01/2022	82,28	1,1298	72,83	775,75	0,51840	718,50	0,53738
09/01/2022	82,28	1,1298	72,83	775,75	0,51840	718,50	0,53738
10/01/2022	81,56	1,1318	72,06	768,50	0,51265	714,75	0,53363
11/01/2022	84,98	1,1336	74,96	784,00	0,52216	729,25	0,54359
12/01/2022	85,83	1,1370	75,49	798,50	0,53023	742,50	0,55181
13/01/2022	85,80	1,1463	74,85	798,75	0,52609	742,75	0,54752
14/01/2022	87,17	1,1447	76,15	810,25	0,53441	754,00	0,55659
15/01/2022	87,17	1,1447	76,15	810,25	0,53441	754,00	0,55659
16/01/2022	87,17	1,1447	76,15	810,25	0,53441	754,00	0,55659
17/01/2022	87,82	1,1403	77,01	804,50	0,53266	764,25	0,56633
18/01/2022	88,83	1,1367	78,15	821,50	0,54564	766,25	0,56961
19/01/2022	89,64	1,1345	79,01	834,50	0,55535	776,00	0,57798
20/01/2022	89,75	1,1338	79,16	841,50	0,56036	774,25	0,57703
21/01/2022	89,75	1,1348	79,09	831,75	0,55338	769,50	0,57299
22/01/2022	89,75	1,1348	79,09	831,75	0,55338	769,50	0,57299
23/01/2022	89,75	1,1348	79,09	831,75	0,55338	769,50	0,57299
24/01/2022	87,74	1,1304	77,62	813,25	0,54317	751,00	0,56139

QUOTAZIONI E PREZZI GIORNALIERI – 01.01.2022 – 28.02.2022

Data	Brent spot dollari barile	Cambio euro/dollaro	Brent spot euro barile	Benzina Cif Med dollari tonnellata	Benzina CIF Med euro litro	Gasolio CIF Med dollari tonnellata	Gasolio CIF Med euro litro
25/01/2022	89,49	1,1268	79,42	829,75	0,55596	760,25	0,57012
26/01/2022	91,22	1,1277	80,89	854,50	0,57209	787,50	0,59008
27/01/2022	90,70	1,1160	81,27	854,50	0,57809	787,75	0,59646
28/01/2022	91,47	1,1138	82,12	861,00	0,58364	797,25	0,60484
29/01/2022	91,47	1,1138	82,12	861,00	0,58364	797,25	0,60484
30/01/2022	91,47	1,1138	82,12	861,00	0,58364	797,25	0,60484
31/01/2022	92,35	1,1156	82,78	859,00	0,58134	791,50	0,59951
01/02/2022	90,24	1,1260	80,14	864,75	0,57983	798,00	0,59885
02/02/2022	91,43	1,1323	80,75	865,00	0,57677	797,50	0,59515
03/02/2022	92,99	1,1286	82,39	875,25	0,58552	811,50	0,60758
04/02/2022	96,86	1,1464	84,49	903,25	0,59487	840,75	0,61971
05/02/2022	96,86	1,1464	84,49	903,25	0,59487	840,75	0,61971
06/02/2022	96,86	1,1464	84,49	903,25	0,59487	840,75	0,61971
07/02/2022	97,28	1,1447	84,98	905,75	0,59740	839,50	0,61971
08/02/2022	96,07	1,1408	84,21	880,75	0,58289	808,00	0,59849
09/02/2022	94,95	1,1435	83,03	904,50	0,59720	825,00	0,60964
10/02/2022	96,37	1,1439	84,25	917,25	0,60541	833,25	0,61552
11/02/2022	97,50	1,1417	85,40	924,25	0,61120	837,50	0,61985
12/02/2022	97,50	1,1417	85,40	924,25	0,61120	837,50	0,61985
13/02/2022	97,50	1,1417	85,40	924,25	0,61120	837,50	0,61985
14/02/2022	101,66	1,1316	89,84	933,00	0,62249	846,75	0,63229
15/02/2022	98,43	1,1345	86,76	909,25	0,60510	827,75	0,61653
16/02/2022	97,44	1,1372	85,68	929,25	0,61694	849,50	0,63122
17/02/2022	95,28	1,1370	83,80	900,75	0,59812	824,75	0,61294
18/02/2022	96,18	1,1354	84,71	907,00	0,60312	826,50	0,61511
19/02/2022	96,18	1,1354	84,71	907,00	0,60312	826,50	0,61511
20/02/2022	96,18	1,1354	84,71	907,00	0,60312	826,50	0,61511
21/02/2022	98,95	1,1338	87,27	923,50	0,61496	834,25	0,62175
22/02/2022	98,73	1,1342	87,05	934,00	0,62173	844,50	0,62917
23/02/2022	99,29	1,1344	87,53	935,50	0,62262	842,25	0,62738
24/02/2022	101,29	1,1163	90,74	981,50	0,66383	901,50	0,68240

QUOTAZIONI E PREZZI GIORNALIERI – 01.01.2022 – 28.02.2022

Data	Brent spot dollari barile	Cambio euro/dollaro	Brent spot euro barile	Benzina Cif Med dollari tonnellata	Benzina CIF Med euro litro	Gasolio CIF Med dollari tonnellata	Gasolio CIF Med euro litro
25/02/2022	98,56	1,1216	87,87	933,75	0,62855	848,00	0,63887
26/02/2022	98,56	1,1216	87,87	933,75	0,62855	848,00	0,63887
27/02/2022	98,56	1,1216	87,87	933,75	0,62855	848,00	0,63887
28/02/2022	103,08	1,1199	92,04	958,00	0,64585	885,50	0,66814
MEDIA PERIODO	91,41	1,1330	80,69	859,36	0,57272	789,37	0,58878



Grafico del cambio dollaro-euro

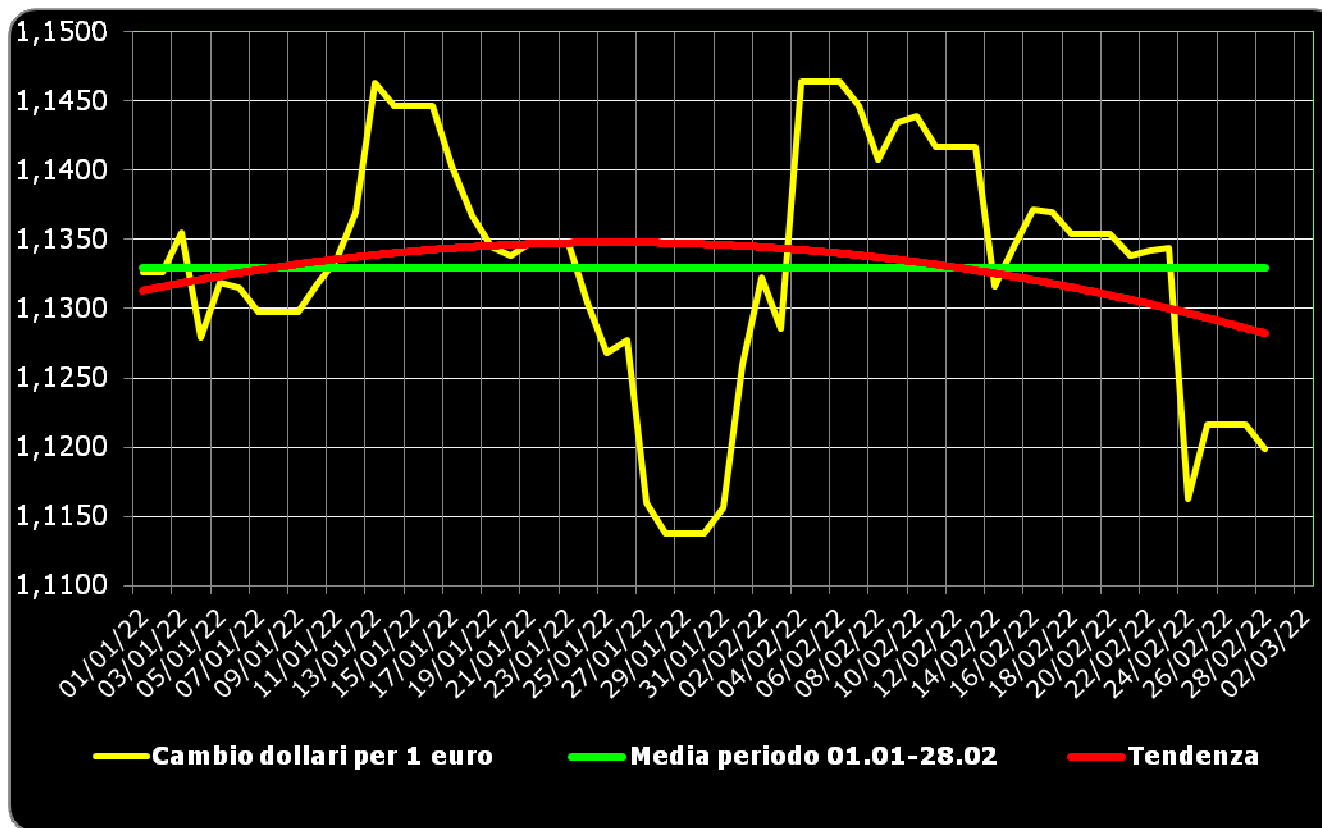


Grafico della quotazione greggio Brent al barile

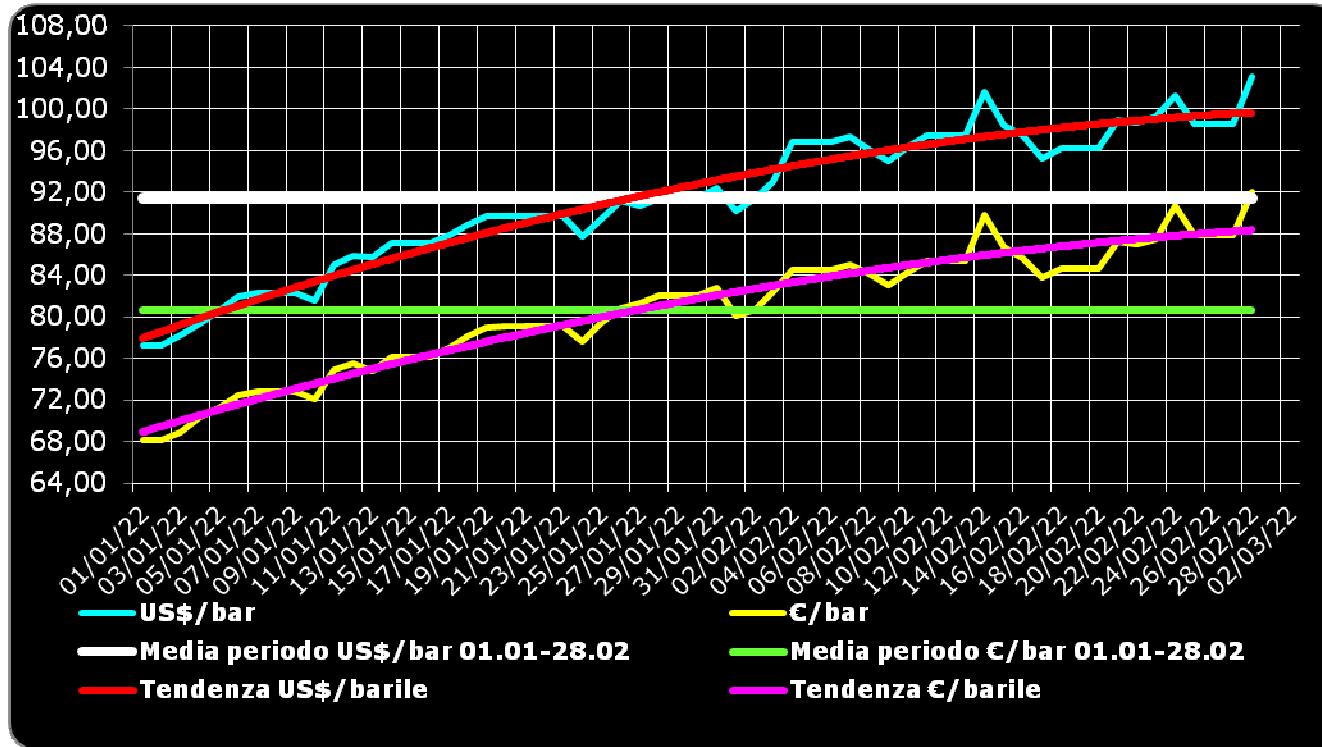
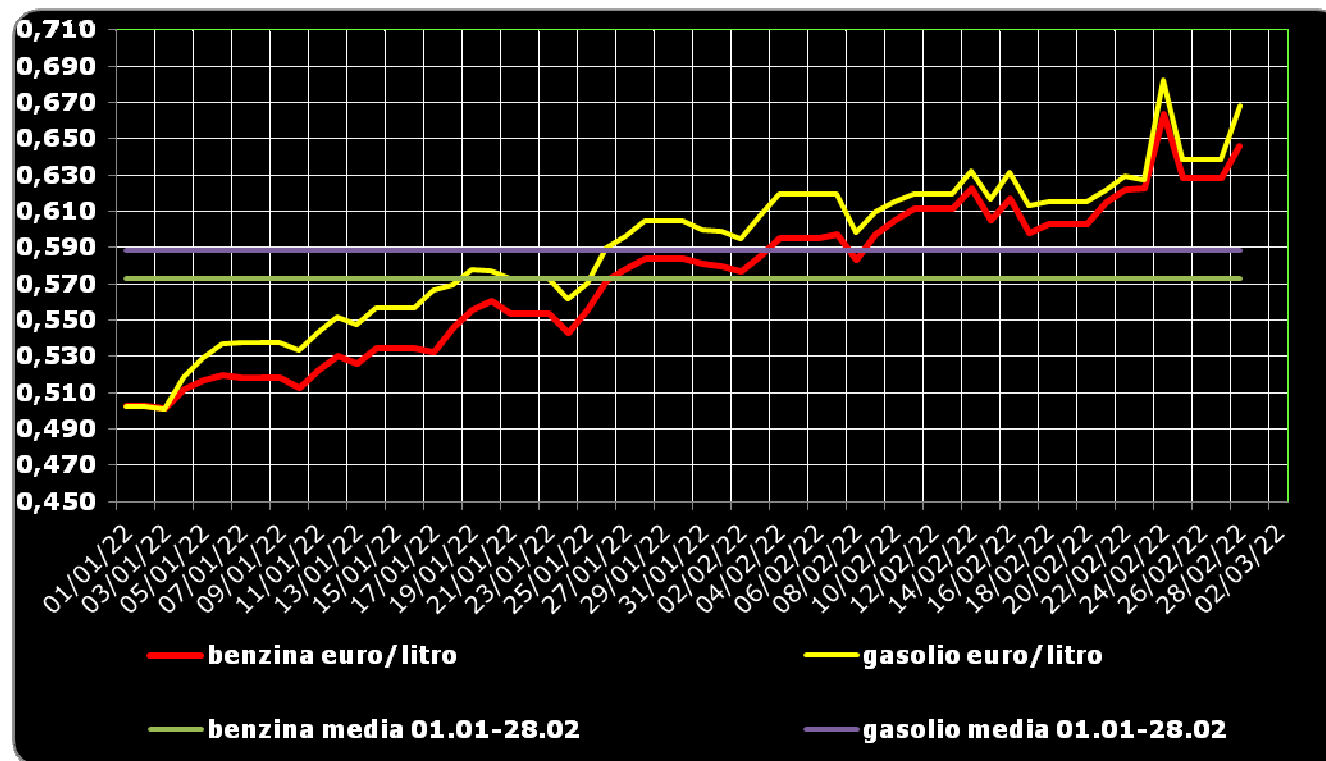


Grafico quotazioni Med cif benzina e gasolio – Euro/litro



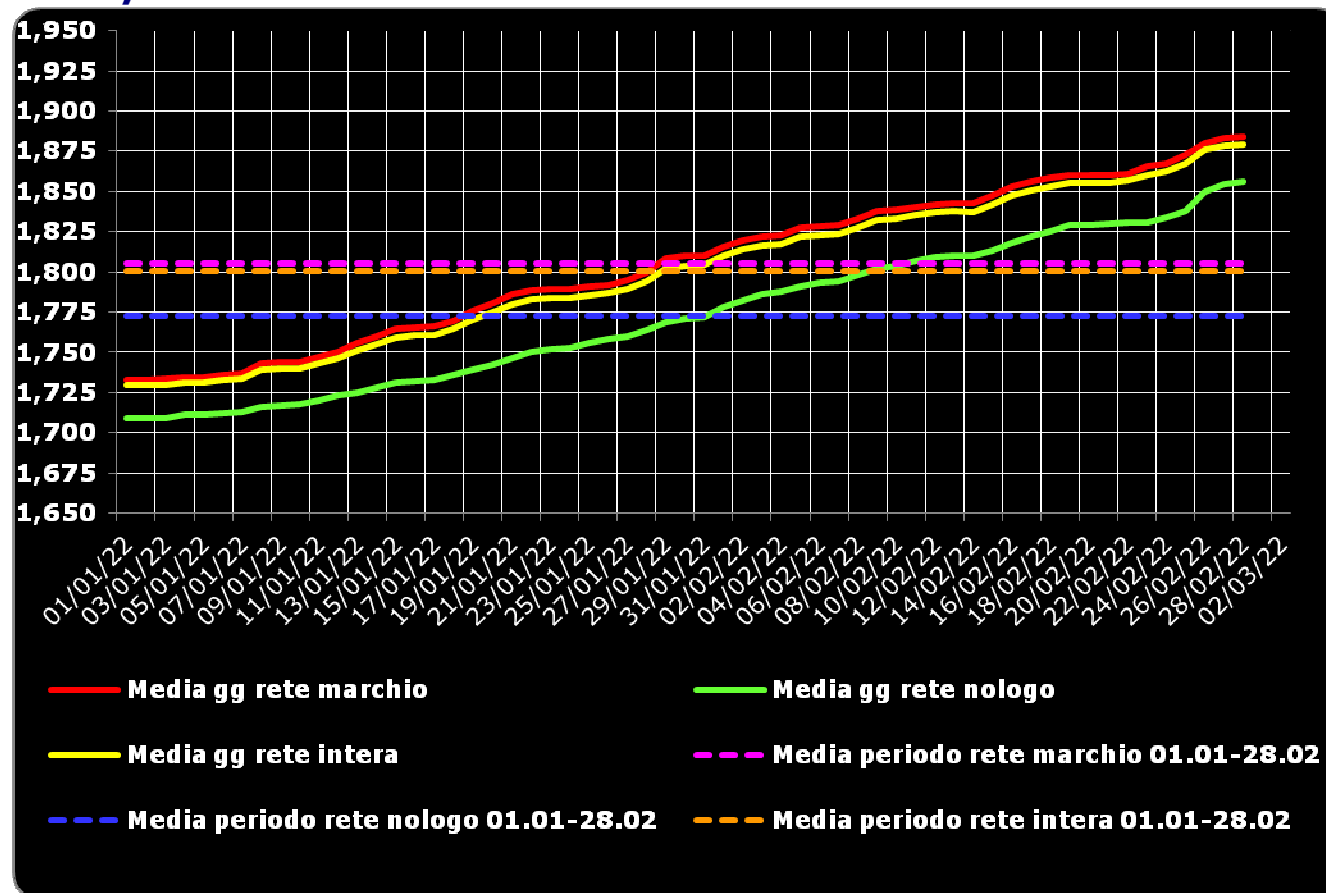
SEZIONE 2.1 – PREZZI ITALIA: RETE DI MARCHIO SELF – MEDIA RETE DI MARCHIO, RETE NO-LOGO E RETE GENERALE – BENZINA – EURO/LITRO

Data	AGIP ENI	API IP	ESSO	QS	TAMOIL	EX TOTALERG	MEDIA MARCHI	NO-LOGO	MEDIA RETE
01/01/22	1,749	1,726	1,728	1,729	1,723	1,747	1,733	1,709	1,730
02/01/22	1,749	1,726	1,728	1,729	1,723	1,748	1,733	1,709	1,730
03/01/22	1,750	1,726	1,729	1,729	1,723	1,747	1,734	1,709	1,730
04/01/22	1,750	1,727	1,730	1,731	1,724	1,741	1,735	1,711	1,731
05/01/22	1,750	1,727	1,730	1,732	1,724	1,743	1,735	1,711	1,731
06/01/22	1,751	1,728	1,731	1,738	1,726	1,742	1,736	1,712	1,733
07/01/22	1,753	1,728	1,731	1,738	1,727	1,740	1,737	1,713	1,733
08/01/22	1,757	1,734	1,734	1,750	1,731	1,740	1,743	1,716	1,739
09/01/22	1,757	1,735	1,737	1,751	1,731	1,743	1,744	1,717	1,740
10/01/22	1,758	1,735	1,737	1,751	1,731	1,745	1,744	1,718	1,740
11/01/22	1,759	1,741	1,740	1,752	1,736	1,749	1,747	1,720	1,743
12/01/22	1,764	1,744	1,743	1,753	1,738	1,751	1,750	1,723	1,746
13/01/22	1,773	1,748	1,747	1,759	1,741	1,753	1,756	1,725	1,751
14/01/22	1,775	1,754	1,751	1,764	1,744	1,756	1,760	1,728	1,755
15/01/22	1,777	1,760	1,755	1,771	1,748	1,758	1,765	1,731	1,759
16/01/22	1,777	1,762	1,757	1,772	1,749	1,759	1,766	1,732	1,761
17/01/22	1,778	1,762	1,758	1,772	1,749	1,760	1,766	1,733	1,761
18/01/22	1,781	1,766	1,761	1,776	1,753	1,764	1,770	1,736	1,765
19/01/22	1,786	1,775	1,766	1,782	1,756	1,767	1,776	1,739	1,770
20/01/22	1,789	1,782	1,771	1,786	1,763	1,774	1,781	1,742	1,775
21/01/22	1,795	1,787	1,777	1,789	1,768	1,777	1,786	1,746	1,780
22/01/22	1,797	1,790	1,781	1,791	1,773	1,780	1,789	1,750	1,783
23/01/22	1,798	1,790	1,782	1,792	1,774	1,781	1,789	1,752	1,784
24/01/22	1,798	1,791	1,782	1,789	1,774	1,782	1,789	1,753	1,783
25/01/22	1,798	1,795	1,784	1,791	1,775	1,786	1,791	1,756	1,786
26/01/22	1,799	1,796	1,784	1,793	1,776	1,790	1,792	1,758	1,787
27/01/22	1,802	1,797	1,785	1,799	1,777	1,791	1,795	1,760	1,789
28/01/22	1,810	1,802	1,789	1,803	1,779	1,796	1,800	1,764	1,794
29/01/22	1,821	1,808	1,797	1,811	1,787	1,801	1,808	1,769	1,802

QUOTAZIONI E PREZZI GIORNALIERI – 01.01.2022 – 28.02.2022

Data	AGIP ENI	API IP	ESSO	Q8	TAMOIL	EX TOTALERG	MEDIA MARCHI	NO-LOGO	MEDIA RETE
30/01/22	1,823	1,810	1,799	1,812	1,788	1,803	1,810	1,771	1,804
31/01/22	1,824	1,810	1,801	1,812	1,788	1,804	1,810	1,772	1,804
01/02/22	1,828	1,813	1,806	1,819	1,798	1,803	1,815	1,778	1,810
02/02/22	1,834	1,817	1,812	1,821	1,800	1,808	1,820	1,782	1,814
03/02/22	1,835	1,819	1,814	1,823	1,804	1,813	1,822	1,786	1,816
04/02/22	1,836	1,820	1,815	1,825	1,805	1,817	1,823	1,788	1,818
05/02/22	1,837	1,826	1,819	1,833	1,809	1,820	1,827	1,791	1,822
06/02/22	1,838	1,827	1,821	1,834	1,810	1,823	1,828	1,793	1,823
07/02/22	1,838	1,828	1,823	1,834	1,810	1,824	1,829	1,794	1,824
08/02/22	1,844	1,830	1,827	1,836	1,818	1,827	1,833	1,798	1,828
09/02/22	1,854	1,833	1,830	1,838	1,820	1,832	1,838	1,802	1,832
10/02/22	1,855	1,834	1,831	1,840	1,820	1,837	1,839	1,804	1,833
11/02/22	1,856	1,836	1,832	1,843	1,821	1,838	1,841	1,807	1,835
12/02/22	1,857	1,837	1,834	1,844	1,823	1,842	1,842	1,809	1,837
13/02/22	1,858	1,838	1,835	1,845	1,823	1,844	1,843	1,810	1,838
14/02/22	1,858	1,838	1,835	1,842	1,824	1,842	1,842	1,810	1,837
15/02/22	1,863	1,842	1,838	1,850	1,826	1,846	1,847	1,813	1,842
16/02/22	1,873	1,847	1,843	1,852	1,833	1,846	1,853	1,818	1,847
17/02/22	1,875	1,850	1,849	1,855	1,837	1,848	1,856	1,822	1,851
18/02/22	1,876	1,852	1,851	1,857	1,845	1,855	1,859	1,825	1,853
19/02/22	1,877	1,854	1,853	1,858	1,848	1,859	1,860	1,829	1,855
20/02/22	1,877	1,854	1,853	1,858	1,849	1,860	1,860	1,829	1,855
21/02/22	1,878	1,855	1,853	1,854	1,849	1,860	1,860	1,830	1,855
22/02/22	1,880	1,856	1,854	1,855	1,849	1,861	1,861	1,831	1,857
23/02/22	1,885	1,859	1,856	1,862	1,856	1,866	1,866	1,831	1,860
24/02/22	1,886	1,861	1,859	1,863	1,858	1,869	1,868	1,834	1,862
25/02/22	1,888	1,862	1,866	1,876	1,867	1,874	1,873	1,838	1,868
26/02/22	1,889	1,875	1,878	1,881	1,875	1,881	1,880	1,850	1,876
27/02/22	1,890	1,878	1,885	1,882	1,876	1,886	1,883	1,855	1,879
28/02/22	1,890	1,879	1,887	1,883	1,876	1,888	1,884	1,856	1,879
MEDIA	1,819	1,801	1,798	1,807	1,790	1,803	1,805	1,773	1,800

Grafico prezzi benzina self media rete di marchio, rete no-logo e rete intera - Euro/litro



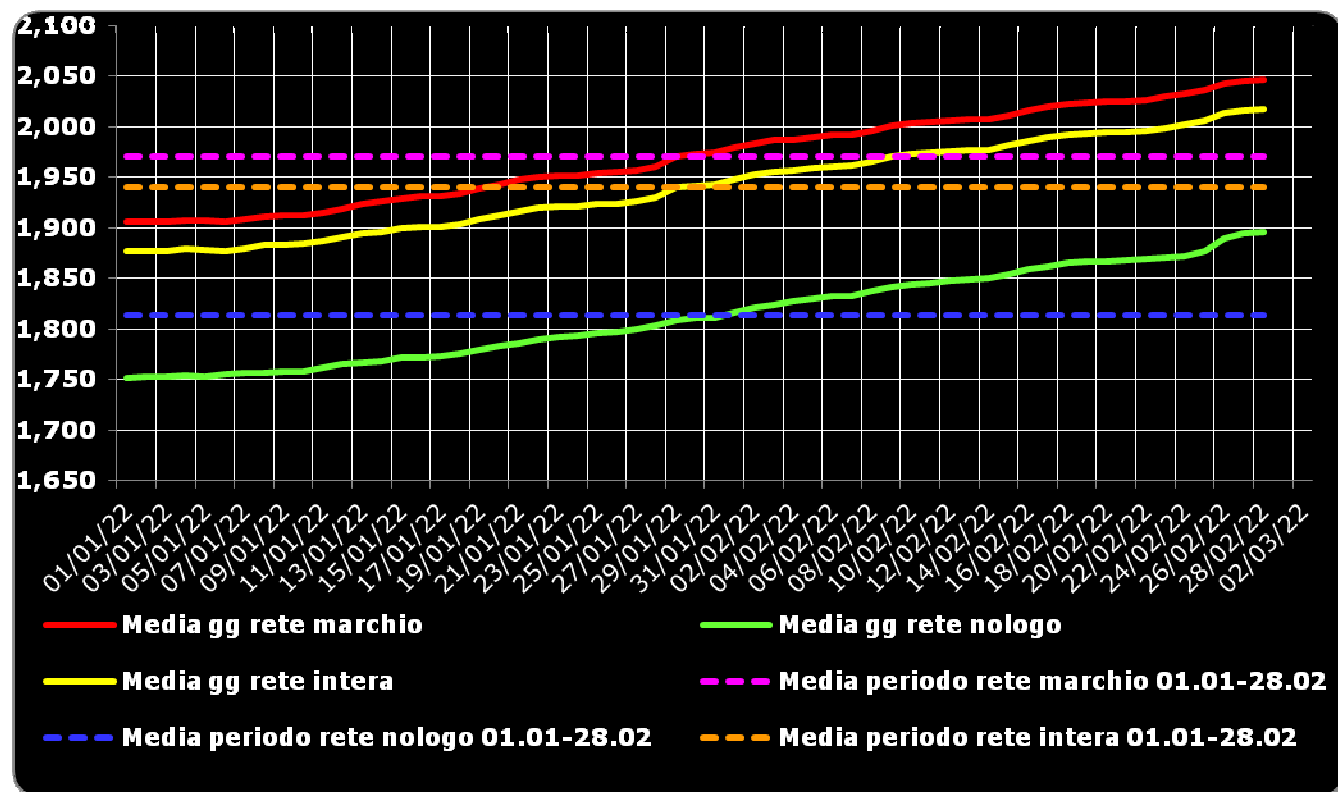
SEZIONE 2.2 – PREZZI ITALIA: RETE DI MARCHIO SERVITO – MEDIA RETE DI MARCHIO, RETE NO-LOGO E RETE GENERALE – BENZINA – EURO/LITRO

Data	AGIP ENI	API IP	ESSO	Q8	TAMOIL	EX TOTALERG	MEDIA MARCHI	NO-LOGO	MEDIA RETE
01/01/22	1,953	1,911	1,886	1,903	1,807	1,832	1,906	1,751	1,877
02/01/22	1,953	1,911	1,886	1,902	1,807	1,834	1,906	1,752	1,877
03/01/22	1,953	1,911	1,886	1,903	1,807	1,833	1,906	1,752	1,877
04/01/22	1,954	1,911	1,888	1,906	1,808	1,827	1,907	1,754	1,879
05/01/22	1,954	1,908	1,888	1,907	1,808	1,823	1,907	1,753	1,878
06/01/22	1,954	1,909	1,889	1,910	1,810	1,822	1,906	1,755	1,877
07/01/22	1,958	1,910	1,890	1,912	1,811	1,806	1,908	1,756	1,879
08/01/22	1,962	1,912	1,892	1,912	1,814	1,811	1,912	1,757	1,883
09/01/22	1,962	1,912	1,895	1,912	1,815	1,813	1,913	1,758	1,883
10/01/22	1,962	1,912	1,896	1,913	1,815	1,816	1,913	1,758	1,884
11/01/22	1,963	1,915	1,899	1,916	1,818	1,818	1,915	1,762	1,887
12/01/22	1,968	1,918	1,901	1,918	1,820	1,821	1,919	1,765	1,890
13/01/22	1,977	1,921	1,903	1,920	1,823	1,826	1,923	1,766	1,894
14/01/22	1,979	1,926	1,906	1,921	1,826	1,838	1,926	1,768	1,896
15/01/22	1,980	1,931	1,910	1,924	1,829	1,844	1,929	1,772	1,899
16/01/22	1,981	1,933	1,911	1,928	1,830	1,848	1,931	1,772	1,900
17/01/22	1,981	1,934	1,912	1,927	1,831	1,846	1,931	1,773	1,901
18/01/22	1,984	1,936	1,915	1,931	1,834	1,848	1,934	1,776	1,904
19/01/22	1,989	1,940	1,921	1,934	1,837	1,848	1,939	1,779	1,908
20/01/22	1,993	1,946	1,925	1,939	1,842	1,852	1,943	1,783	1,912
21/01/22	1,998	1,950	1,930	1,944	1,848	1,844	1,948	1,786	1,917
22/01/22	2,000	1,951	1,934	1,947	1,853	1,845	1,950	1,790	1,919
23/01/22	2,001	1,952	1,936	1,949	1,854	1,848	1,952	1,792	1,921
24/01/22	2,001	1,953	1,936	1,950	1,854	1,849	1,952	1,793	1,921
25/01/22	2,002	1,955	1,937	1,952	1,855	1,857	1,954	1,796	1,923
26/01/22	2,002	1,959	1,937	1,952	1,855	1,859	1,955	1,797	1,924
27/01/22	2,005	1,960	1,939	1,953	1,857	1,860	1,957	1,800	1,926
28/01/22	2,012	1,961	1,943	1,959	1,860	1,862	1,961	1,803	1,930
29/01/22	2,024	1,969	1,952	1,968	1,869	1,871	1,971	1,809	1,940

QUOTAZIONI E PREZZI GIORNALIERI – 01.01.2022 – 28.02.2022

Data	AGIP ENI	API IP	ESSO	Q8	TAMOIL	EX TOTALERG	MEDIA MARCHI	NO-LOGO	MEDIA RETE
30/01/22	2,026	1,971	1,954	1,972	1,870	1,871	1,973	1,811	1,942
31/01/22	2,027	1,973	1,955	1,973	1,871	1,871	1,974	1,811	1,943
01/02/22	2,031	1,977	1,961	1,978	1,879	1,872	1,979	1,816	1,948
02/02/22	2,037	1,981	1,966	1,982	1,881	1,875	1,984	1,821	1,953
03/02/22	2,039	1,984	1,968	1,985	1,885	1,878	1,987	1,824	1,955
04/02/22	2,040	1,985	1,969	1,987	1,886	1,882	1,988	1,827	1,957
05/02/22	2,041	1,989	1,974	1,988	1,887	1,892	1,990	1,830	1,959
06/02/22	2,042	1,991	1,977	1,989	1,889	1,897	1,992	1,832	1,961
07/02/22	2,042	1,992	1,978	1,989	1,889	1,897	1,992	1,833	1,961
08/02/22	2,047	1,995	1,982	1,995	1,895	1,902	1,997	1,837	1,966
09/02/22	2,056	1,997	1,986	1,999	1,898	1,906	2,001	1,841	1,970
10/02/22	2,058	1,999	1,987	2,002	1,899	1,907	2,003	1,844	1,973
11/02/22	2,059	2,001	1,988	2,004	1,902	1,905	2,005	1,845	1,975
12/02/22	2,060	2,002	1,989	2,007	1,903	1,906	2,006	1,848	1,976
13/02/22	2,060	2,002	1,990	2,010	1,905	1,905	2,007	1,849	1,977
14/02/22	2,061	2,002	1,991	2,010	1,905	1,904	2,008	1,850	1,977
15/02/22	2,066	2,007	1,993	2,009	1,907	1,913	2,011	1,854	1,981
16/02/22	2,076	2,010	1,998	2,011	1,913	1,912	2,016	1,859	1,986
17/02/22	2,078	2,014	2,004	2,016	1,916	1,909	2,020	1,862	1,990
18/02/22	2,080	2,015	2,007	2,019	1,921	1,920	2,023	1,865	1,993
19/02/22	2,080	2,017	2,009	2,021	1,925	1,923	2,024	1,867	1,994
20/02/22	2,081	2,018	2,010	2,021	1,926	1,923	2,025	1,867	1,995
21/02/22	2,081	2,019	2,010	2,021	1,926	1,922	2,026	1,868	1,995
22/02/22	2,083	2,020	2,010	2,023	1,926	1,922	2,027	1,869	1,996
23/02/22	2,088	2,023	2,012	2,026	1,931	1,923	2,030	1,870	1,999
24/02/22	2,090	2,025	2,015	2,029	1,934	1,931	2,033	1,872	2,002
25/02/22	2,092	2,026	2,023	2,033	1,942	1,941	2,037	1,877	2,006
26/02/22	2,093	2,033	2,034	2,040	1,950	1,942	2,043	1,890	2,013
27/02/22	2,093	2,035	2,041	2,045	1,952	1,946	2,045	1,895	2,016
28/02/22	2,094	2,036	2,042	2,045	1,953	1,949	2,046	1,896	2,017
MEDIA	2,022	1,969	1,954	1,968	1,871	1,874	1,971	1,813	1,940

Grafico prezzi benzina servito media rete di marchio, rete no-logo e rete intera - Euro/litro



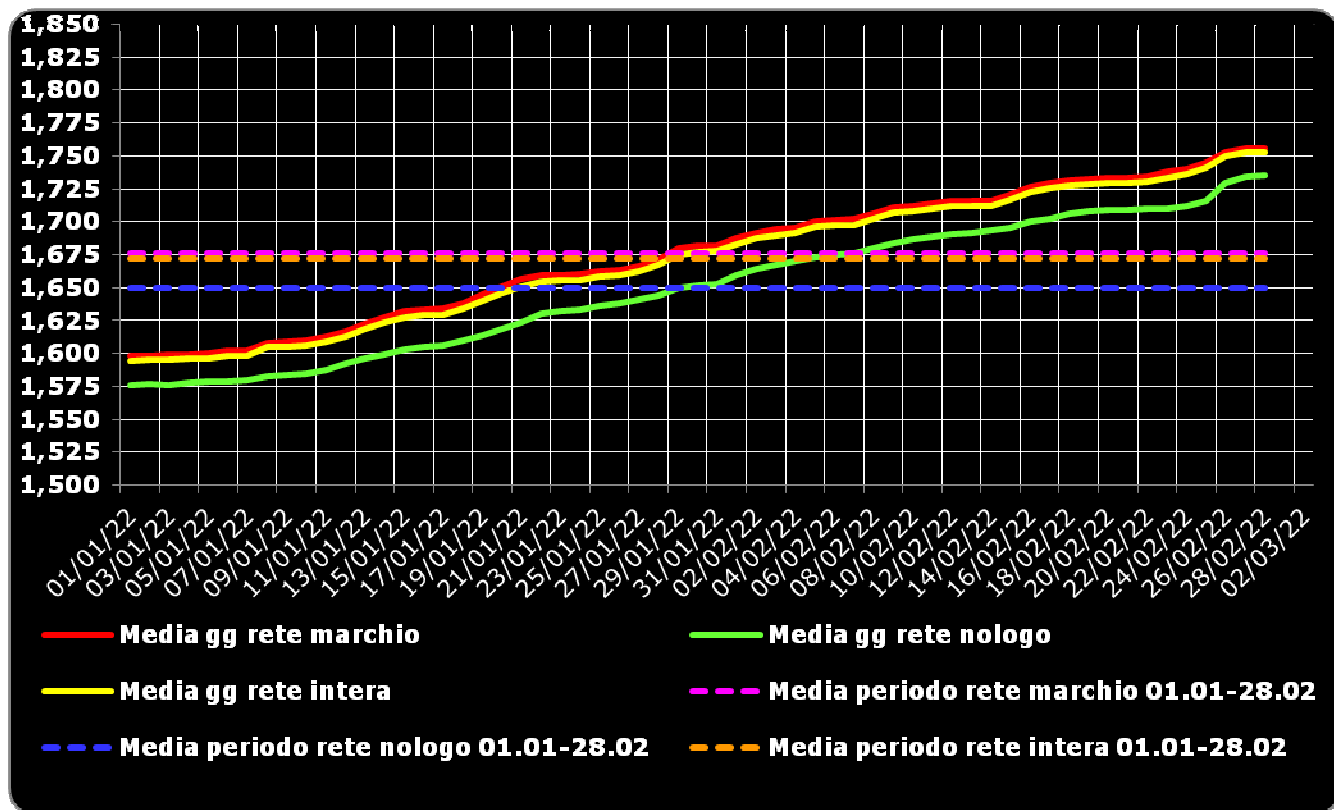
SEZIONE 2.3 – PREZZI ITALIA: RETE DI MARCHIO SELF – MEDIA RETE DI MARCHIO, RETE NO-LOGO E RETE GENERALE – GASOLIO – EURO/LITRO

Data	AGIP ENI	API IP	ESSO	Q8	TAMOIL	EX TOTALERG	MEDIA MARCHI	NO-LOGO	MEDIA RETE
01/01/22	1,611	1,593	1,593	1,595	1,589	1,614	1,598	1,576	1,595
02/01/22	1,612	1,593	1,594	1,595	1,589	1,616	1,599	1,577	1,595
03/01/22	1,612	1,594	1,594	1,595	1,589	1,615	1,599	1,576	1,595
04/01/22	1,612	1,594	1,595	1,597	1,590	1,610	1,599	1,578	1,596
05/01/22	1,612	1,594	1,595	1,598	1,591	1,612	1,600	1,579	1,597
06/01/22	1,613	1,596	1,596	1,604	1,593	1,611	1,602	1,579	1,598
07/01/22	1,615	1,595	1,596	1,604	1,593	1,610	1,602	1,580	1,599
08/01/22	1,619	1,601	1,599	1,616	1,599	1,611	1,608	1,583	1,605
09/01/22	1,619	1,602	1,602	1,617	1,599	1,614	1,609	1,584	1,605
10/01/22	1,620	1,603	1,603	1,617	1,599	1,616	1,610	1,585	1,606
11/01/22	1,621	1,609	1,606	1,618	1,605	1,620	1,613	1,588	1,609
12/01/22	1,626	1,613	1,610	1,620	1,608	1,623	1,617	1,592	1,613
13/01/22	1,635	1,617	1,613	1,626	1,612	1,626	1,623	1,596	1,619
14/01/22	1,638	1,623	1,619	1,632	1,616	1,629	1,627	1,599	1,623
15/01/22	1,639	1,631	1,622	1,640	1,620	1,632	1,632	1,603	1,628
16/01/22	1,640	1,632	1,625	1,641	1,621	1,629	1,634	1,605	1,629
17/01/22	1,640	1,633	1,626	1,641	1,621	1,630	1,634	1,606	1,630
18/01/22	1,643	1,637	1,631	1,646	1,626	1,634	1,638	1,610	1,634
19/01/22	1,648	1,646	1,637	1,653	1,633	1,638	1,645	1,614	1,640
20/01/22	1,652	1,654	1,643	1,658	1,639	1,649	1,651	1,619	1,646
21/01/22	1,658	1,659	1,649	1,662	1,645	1,653	1,656	1,624	1,651
22/01/22	1,660	1,662	1,653	1,664	1,650	1,658	1,659	1,630	1,655
23/01/22	1,660	1,663	1,654	1,665	1,650	1,660	1,660	1,632	1,655
24/01/22	1,661	1,664	1,655	1,662	1,651	1,661	1,660	1,633	1,656
25/01/22	1,661	1,668	1,657	1,665	1,652	1,664	1,662	1,636	1,658
26/01/22	1,662	1,670	1,658	1,668	1,653	1,669	1,664	1,638	1,660
27/01/22	1,665	1,671	1,659	1,674	1,654	1,672	1,666	1,641	1,662
28/01/22	1,673	1,676	1,663	1,678	1,656	1,676	1,671	1,644	1,667
29/01/22	1,684	1,682	1,671	1,686	1,664	1,679	1,680	1,650	1,675

QUOTAZIONI E PREZZI GIORNALIERI – 01.01.2022 – 28.02.2022

Data	AGIP ENI	API IP	ESSO	Q8	TAMOIL	EX TOTALERG	MEDIA MARCHI	NO-LOGO	MEDIA RETE
30/01/22	1,686	1,684	1,673	1,687	1,665	1,682	1,681	1,652	1,677
31/01/22	1,687	1,684	1,675	1,688	1,665	1,683	1,682	1,653	1,678
01/02/22	1,692	1,687	1,681	1,695	1,675	1,683	1,688	1,659	1,683
02/02/22	1,697	1,691	1,686	1,697	1,678	1,687	1,692	1,664	1,687
03/02/22	1,699	1,694	1,689	1,699	1,682	1,692	1,694	1,667	1,690
04/02/22	1,700	1,695	1,690	1,700	1,683	1,696	1,695	1,670	1,691
05/02/22	1,701	1,701	1,693	1,710	1,688	1,699	1,700	1,673	1,696
06/02/22	1,702	1,702	1,696	1,711	1,689	1,704	1,701	1,675	1,697
07/02/22	1,702	1,703	1,697	1,711	1,689	1,705	1,702	1,676	1,698
08/02/22	1,707	1,706	1,702	1,713	1,697	1,707	1,706	1,680	1,702
09/02/22	1,717	1,709	1,706	1,715	1,700	1,713	1,711	1,684	1,707
10/02/22	1,719	1,710	1,708	1,717	1,699	1,717	1,712	1,687	1,708
11/02/22	1,720	1,712	1,709	1,720	1,700	1,717	1,714	1,689	1,710
12/02/22	1,720	1,714	1,711	1,722	1,702	1,721	1,716	1,691	1,712
13/02/22	1,721	1,714	1,711	1,722	1,703	1,724	1,716	1,692	1,712
14/02/22	1,721	1,715	1,712	1,719	1,703	1,722	1,716	1,693	1,712
15/02/22	1,727	1,719	1,714	1,727	1,705	1,724	1,721	1,695	1,717
16/02/22	1,736	1,724	1,719	1,730	1,712	1,726	1,726	1,700	1,722
17/02/22	1,738	1,727	1,724	1,732	1,716	1,728	1,729	1,702	1,725
18/02/22	1,739	1,729	1,726	1,733	1,723	1,735	1,731	1,706	1,727
19/02/22	1,740	1,730	1,727	1,734	1,726	1,738	1,733	1,708	1,729
20/02/22	1,741	1,730	1,728	1,735	1,727	1,739	1,733	1,709	1,730
21/02/22	1,741	1,731	1,728	1,731	1,727	1,739	1,733	1,709	1,729
22/02/22	1,744	1,732	1,728	1,732	1,727	1,738	1,734	1,710	1,730
23/02/22	1,748	1,734	1,730	1,738	1,734	1,743	1,738	1,710	1,734
24/02/22	1,750	1,736	1,733	1,740	1,736	1,746	1,740	1,712	1,736
25/02/22	1,751	1,737	1,740	1,752	1,745	1,753	1,745	1,716	1,741
26/02/22	1,753	1,750	1,753	1,758	1,753	1,760	1,753	1,729	1,749
27/02/22	1,753	1,753	1,760	1,760	1,754	1,766	1,756	1,734	1,752
28/02/22	1,753	1,754	1,761	1,760	1,755	1,769	1,756	1,735	1,753
MEDIA	1,682	1,674	1,670	1,680	1,666	1,679	1,676	1,650	1,672

Grafico prezzi gasolio self media rete di marchio, rete no-logo e rete intera - Euro/litro



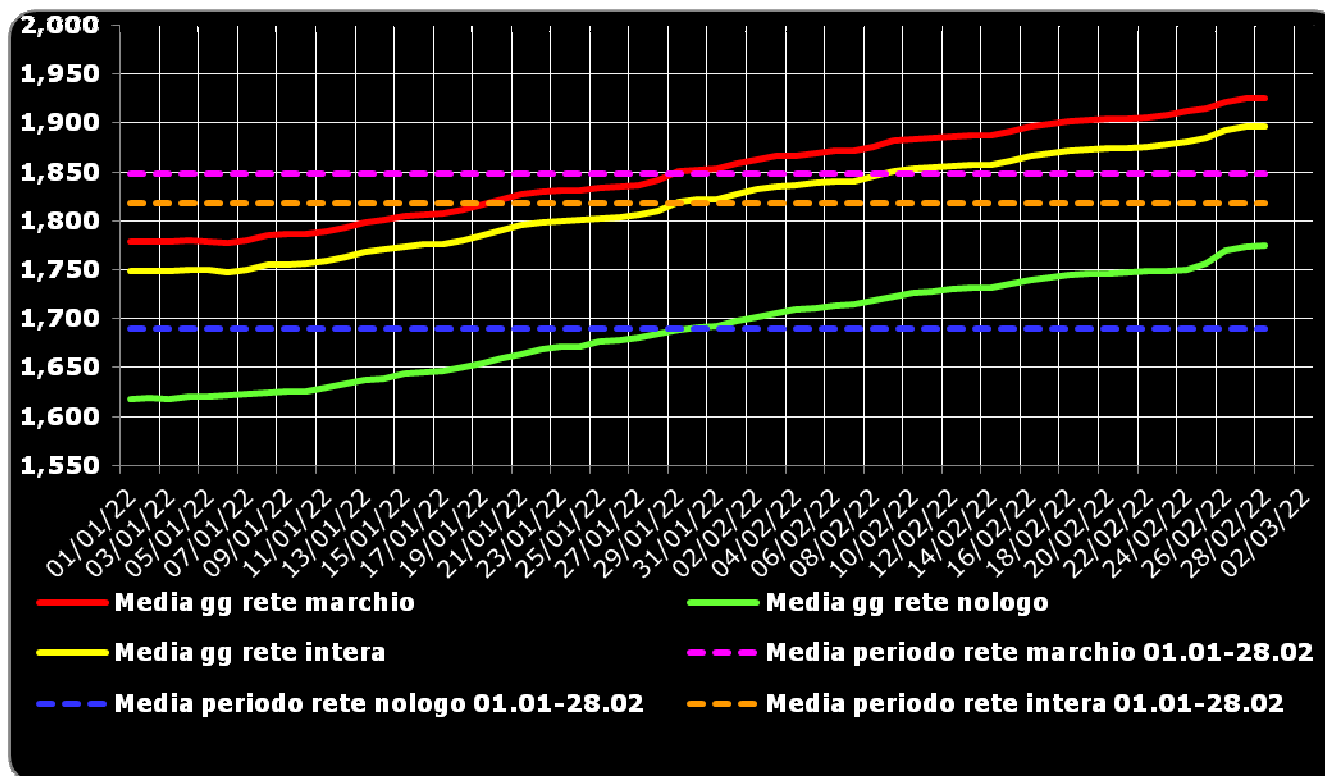
SEZIONE 2.4 – PREZZI ITALIA: RETE DI MARCHIO SERVITO – MEDIA RETE DI MARCHIO, RETE NO-LOGO E RETE GENERALE – GASOLIO – EURO/LITRO

Data	AGIP ENI	API IP	ESSO	QS	TAMOIL	EX TOTALERG	MEDIA MARCHI	NO-LOGO	MEDIA RETE
01/01/22	1,818	1,799	1,756	1,773	1,676	1,695	1,779	1,618	1,749
02/01/22	1,818	1,799	1,757	1,772	1,676	1,697	1,779	1,619	1,749
03/01/22	1,818	1,799	1,757	1,773	1,676	1,696	1,779	1,618	1,749
04/01/22	1,818	1,799	1,758	1,775	1,677	1,691	1,780	1,621	1,750
05/01/22	1,818	1,796	1,757	1,776	1,677	1,687	1,779	1,620	1,749
06/01/22	1,817	1,796	1,758	1,779	1,679	1,686	1,778	1,622	1,748
07/01/22	1,822	1,797	1,760	1,781	1,679	1,682	1,781	1,623	1,750
08/01/22	1,826	1,800	1,763	1,783	1,684	1,687	1,785	1,624	1,755
09/01/22	1,826	1,800	1,766	1,783	1,685	1,689	1,786	1,625	1,755
10/01/22	1,827	1,800	1,766	1,784	1,686	1,691	1,786	1,626	1,756
11/01/22	1,828	1,804	1,770	1,787	1,690	1,696	1,790	1,630	1,760
12/01/22	1,832	1,808	1,773	1,789	1,692	1,698	1,793	1,634	1,764
13/01/22	1,841	1,812	1,775	1,791	1,696	1,704	1,798	1,637	1,768
14/01/22	1,843	1,817	1,780	1,793	1,700	1,708	1,802	1,639	1,771
15/01/22	1,844	1,823	1,784	1,796	1,705	1,714	1,805	1,644	1,774
16/01/22	1,845	1,825	1,785	1,800	1,706	1,718	1,807	1,645	1,776
17/01/22	1,845	1,826	1,786	1,800	1,706	1,717	1,807	1,646	1,776
18/01/22	1,849	1,829	1,790	1,804	1,710	1,719	1,811	1,650	1,780
19/01/22	1,854	1,834	1,797	1,808	1,715	1,719	1,816	1,655	1,785
20/01/22	1,858	1,841	1,802	1,814	1,721	1,724	1,821	1,660	1,790
21/01/22	1,864	1,845	1,807	1,821	1,727	1,727	1,827	1,664	1,795
22/01/22	1,866	1,847	1,812	1,823	1,731	1,730	1,829	1,669	1,798
23/01/22	1,866	1,848	1,814	1,826	1,733	1,734	1,831	1,672	1,800
24/01/22	1,867	1,849	1,814	1,827	1,733	1,736	1,832	1,672	1,801
25/01/22	1,867	1,852	1,815	1,829	1,734	1,743	1,833	1,677	1,803
26/01/22	1,868	1,856	1,816	1,829	1,734	1,746	1,835	1,678	1,804
27/01/22	1,871	1,856	1,818	1,831	1,736	1,746	1,836	1,681	1,806
28/01/22	1,878	1,858	1,823	1,836	1,739	1,749	1,841	1,684	1,810
29/01/22	1,890	1,867	1,831	1,845	1,747	1,757	1,851	1,689	1,820

QUOTAZIONI E PREZZI GIORNALIERI – 01.01.2022 – 28.02.2022

Data	AGIP ENI	API IP	ESSO	Q8	TAMOIL	EX TOTALERG	MEDIA MARCHI	NO-LOGO	MEDIA RETE
30/01/22	1,891	1,868	1,833	1,849	1,749	1,757	1,853	1,691	1,821
31/01/22	1,892	1,870	1,834	1,850	1,749	1,757	1,854	1,692	1,822
01/02/22	1,895	1,873	1,840	1,855	1,757	1,759	1,858	1,697	1,827
02/02/22	1,902	1,877	1,845	1,860	1,760	1,761	1,863	1,702	1,832
03/02/22	1,904	1,880	1,848	1,863	1,763	1,763	1,866	1,706	1,835
04/02/22	1,905	1,881	1,849	1,864	1,764	1,768	1,867	1,709	1,836
05/02/22	1,906	1,885	1,853	1,866	1,766	1,778	1,869	1,711	1,839
06/02/22	1,907	1,887	1,856	1,868	1,768	1,785	1,871	1,713	1,841
07/02/22	1,907	1,887	1,857	1,868	1,768	1,786	1,871	1,714	1,841
08/02/22	1,912	1,891	1,861	1,874	1,775	1,791	1,876	1,718	1,846
09/02/22	1,922	1,894	1,866	1,878	1,778	1,795	1,882	1,723	1,851
10/02/22	1,924	1,896	1,867	1,882	1,778	1,796	1,884	1,726	1,853
11/02/22	1,925	1,898	1,868	1,883	1,780	1,793	1,885	1,728	1,855
12/02/22	1,925	1,899	1,869	1,887	1,782	1,793	1,886	1,730	1,856
13/02/22	1,926	1,898	1,871	1,889	1,784	1,792	1,887	1,731	1,857
14/02/22	1,926	1,899	1,871	1,889	1,784	1,791	1,887	1,732	1,857
15/02/22	1,932	1,904	1,873	1,888	1,785	1,799	1,891	1,735	1,861
16/02/22	1,941	1,908	1,877	1,891	1,791	1,798	1,896	1,740	1,866
17/02/22	1,943	1,911	1,883	1,895	1,793	1,795	1,900	1,742	1,870
18/02/22	1,945	1,913	1,886	1,897	1,798	1,805	1,902	1,745	1,872
19/02/22	1,945	1,914	1,888	1,899	1,802	1,807	1,904	1,746	1,873
20/02/22	1,946	1,915	1,889	1,900	1,803	1,808	1,905	1,746	1,874
21/02/22	1,946	1,915	1,889	1,900	1,803	1,807	1,905	1,747	1,874
22/02/22	1,948	1,917	1,889	1,902	1,803	1,805	1,906	1,748	1,875
23/02/22	1,953	1,919	1,891	1,904	1,808	1,804	1,909	1,749	1,878
24/02/22	1,955	1,922	1,894	1,908	1,811	1,814	1,912	1,750	1,881
25/02/22	1,956	1,923	1,901	1,911	1,819	1,825	1,915	1,756	1,885
26/02/22	1,958	1,930	1,913	1,919	1,828	1,829	1,922	1,770	1,893
27/02/22	1,959	1,933	1,920	1,924	1,830	1,833	1,925	1,774	1,896
28/02/22	1,959	1,934	1,921	1,924	1,831	1,836	1,926	1,775	1,897
MEDIA	1,887	1,863	1,830	1,844	1,747	1,755	1,848	1,690	1,818

Grafico prezzi gasolio servito media rete di marchio, rete no-logo e rete intera - Euro/litro



SEZIONE 3 – PREZZI ITALIA: EXTRARETE – BENZINA E GASOLIO – €/LITRO

Data	BENZINA				GASOLIO			
	NORD	CENTRO	SUD	MEDIA ITALIA	NORD	CENTRO	SUD	MEDIA ITALIA
01/01/22	1,598	1,607	1,610	1,605	1,462	1,467	1,472	1,467
02/01/22	1,598	1,607	1,610	1,605	1,462	1,467	1,472	1,467
03/01/22	1,598	1,607	1,610	1,605	1,462	1,467	1,472	1,467
04/01/22	1,601	1,599	1,598	1,599	1,463	1,465	1,465	1,464
05/01/22	1,601	1,599	1,598	1,599	1,463	1,465	1,466	1,465
06/01/22	1,601	1,599	1,598	1,599	1,463	1,465	1,466	1,465
07/01/22	1,617	1,623	1,621	1,620	1,490	1,495	1,493	1,492
08/01/22	1,617	1,623	1,621	1,620	1,490	1,495	1,493	1,492
09/01/22	1,617	1,623	1,621	1,620	1,490	1,495	1,493	1,492
10/01/22	1,617	1,623	1,621	1,620	1,490	1,495	1,493	1,492
11/01/22	1,618	1,621	1,629	1,623	1,502	1,505	1,515	1,507
12/01/22	1,612	1,613	1,622	1,616	1,498	1,501	1,510	1,503
13/01/22	1,623	1,624	1,632	1,626	1,509	1,513	1,520	1,514
14/01/22	1,632	1,636	1,642	1,637	1,519	1,523	1,529	1,524
15/01/22	1,632	1,636	1,642	1,637	1,519	1,523	1,529	1,524
16/01/22	1,632	1,636	1,642	1,637	1,519	1,523	1,529	1,524
17/01/22	1,632	1,636	1,642	1,637	1,519	1,523	1,529	1,524
18/01/22	1,635	1,643	1,648	1,642	1,523	1,528	1,535	1,528
19/01/22	1,633	1,640	1,645	1,639	1,534	1,540	1,547	1,540
20/01/22	1,648	1,650	1,665	1,654	1,539	1,543	1,554	1,545
21/01/22	1,660	1,664	1,676	1,667	1,549	1,553	1,564	1,555
22/01/22	1,660	1,664	1,676	1,667	1,549	1,553	1,564	1,555
23/01/22	1,660	1,664	1,676	1,667	1,549	1,553	1,564	1,555
24/01/22	1,660	1,664	1,676	1,667	1,549	1,553	1,564	1,555
25/01/22	1,656	1,657	1,670	1,661	1,541	1,544	1,556	1,547
26/01/22	1,643	1,645	1,657	1,648	1,527	1,530	1,541	1,533
27/01/22	1,657	1,663	1,674	1,664	1,538	1,541	1,555	1,545
28/01/22	1,677	1,684	1,693	1,685	1,562	1,565	1,579	1,569
29/01/22	1,677	1,684	1,693	1,685	1,562	1,565	1,579	1,569

QUOTAZIONI E PREZZI GIORNALIERI – 01.01.2022 – 28.02.2022

Data	BENZINA				GASOLIO			
	NORD	CENTRO	SUD	MEDIA ITALIA	NORD	CENTRO	SUD	MEDIA ITALIA
30/01/22	1,677	1,684	1,693	1,685	1,562	1,565	1,579	1,569
31/01/22	1,677	1,684	1,693	1,685	1,562	1,565	1,579	1,569
01/02/22	1,695	1,699	1,710	1,701	1,581	1,585	1,594	1,587
02/02/22	1,692	1,696	1,707	1,698	1,574	1,579	1,588	1,580
03/02/22	1,693	1,693	1,704	1,697	1,577	1,576	1,587	1,580
04/02/22	1,689	1,691	1,701	1,694	1,573	1,571	1,583	1,576
05/02/22	1,689	1,691	1,701	1,694	1,573	1,571	1,583	1,576
06/02/22	1,689	1,691	1,701	1,694	1,573	1,571	1,583	1,576
07/02/22	1,689	1,691	1,701	1,694	1,573	1,571	1,583	1,576
08/02/22	1,709	1,717	1,723	1,716	1,599	1,605	1,615	1,607
09/02/22	1,713	1,721	1,726	1,720	1,599	1,605	1,615	1,607
10/02/22	1,696	1,698	1,708	1,701	1,579	1,583	1,590	1,584
11/02/22	1,714	1,717	1,726	1,719	1,595	1,599	1,606	1,600
12/02/22	1,714	1,717	1,726	1,719	1,595	1,599	1,606	1,600
13/02/22	1,714	1,717	1,726	1,719	1,595	1,599	1,606	1,600
14/02/22	1,714	1,717	1,726	1,719	1,595	1,599	1,606	1,600
15/02/22	1,731	1,735	1,741	1,736	1,603	1,606	1,613	1,607
16/02/22	1,744	1,749	1,754	1,749	1,619	1,621	1,629	1,623
17/02/22	1,723	1,724	1,734	1,727	1,601	1,604	1,612	1,605
18/02/22	1,737	1,740	1,749	1,742	1,619	1,621	1,629	1,623
19/02/22	1,737	1,740	1,749	1,742	1,619	1,621	1,629	1,623
20/02/22	1,737	1,740	1,749	1,742	1,619	1,621	1,629	1,623
21/02/22	1,737	1,740	1,749	1,742	1,619	1,621	1,629	1,623
22/02/22	1,721	1,723	1,734	1,726	1,596	1,599	1,606	1,601
23/02/22	1,736	1,736	1,748	1,740	1,605	1,606	1,615	1,608
24/02/22	1,740	1,743	1,753	1,745	1,612	1,615	1,622	1,616
25/02/22	1,764	1,772	1,791	1,776	1,640	1,645	1,655	1,647
26/02/22	1,764	1,772	1,791	1,776	1,640	1,645	1,655	1,647
27/02/22	1,764	1,772	1,791	1,776	1,640	1,645	1,655	1,647
28/02/22	1,764	1,772	1,791	1,776	1,640	1,645	1,655	1,647
MEDIA	1,676	1,680	1,688	1,681	1,556	1,560	1,567	1,561

Grafico prezzi benzina extrarete per aree - Euro/litro

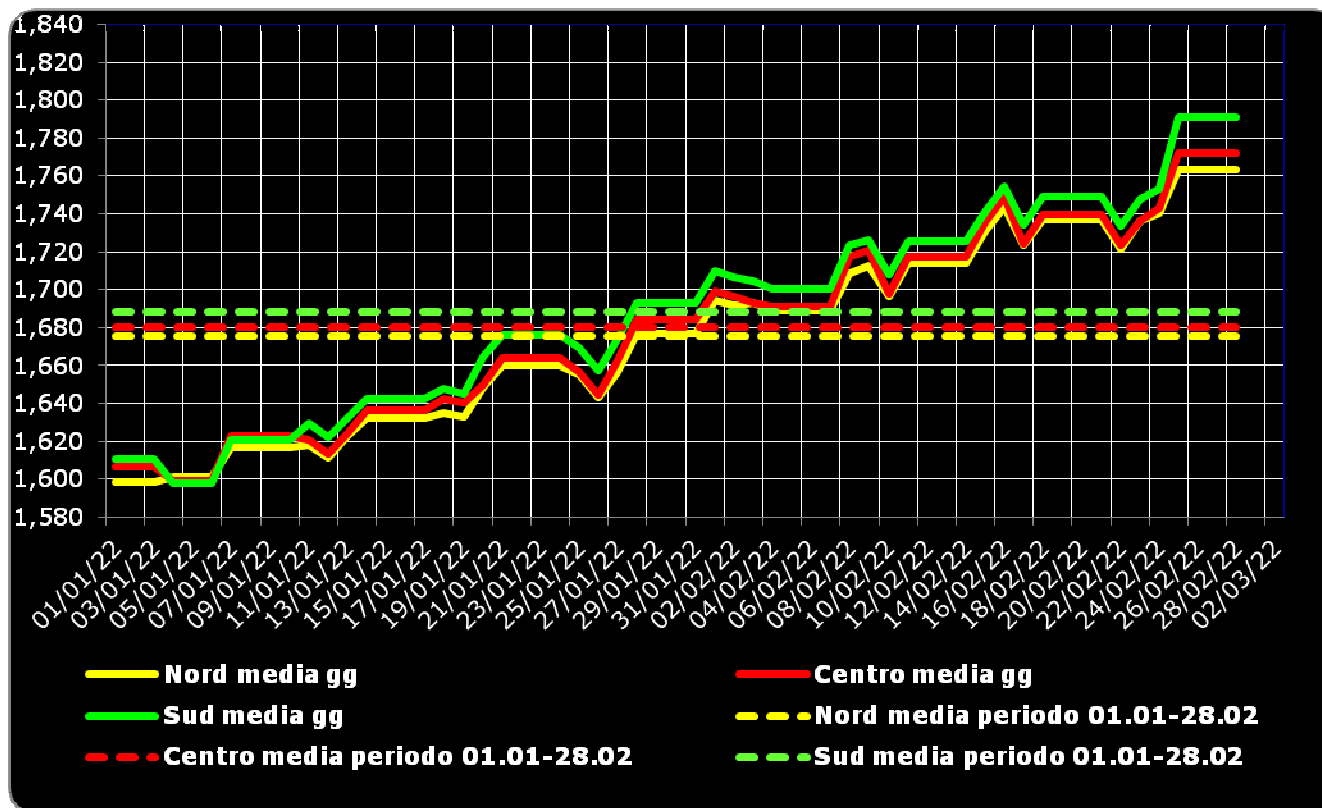
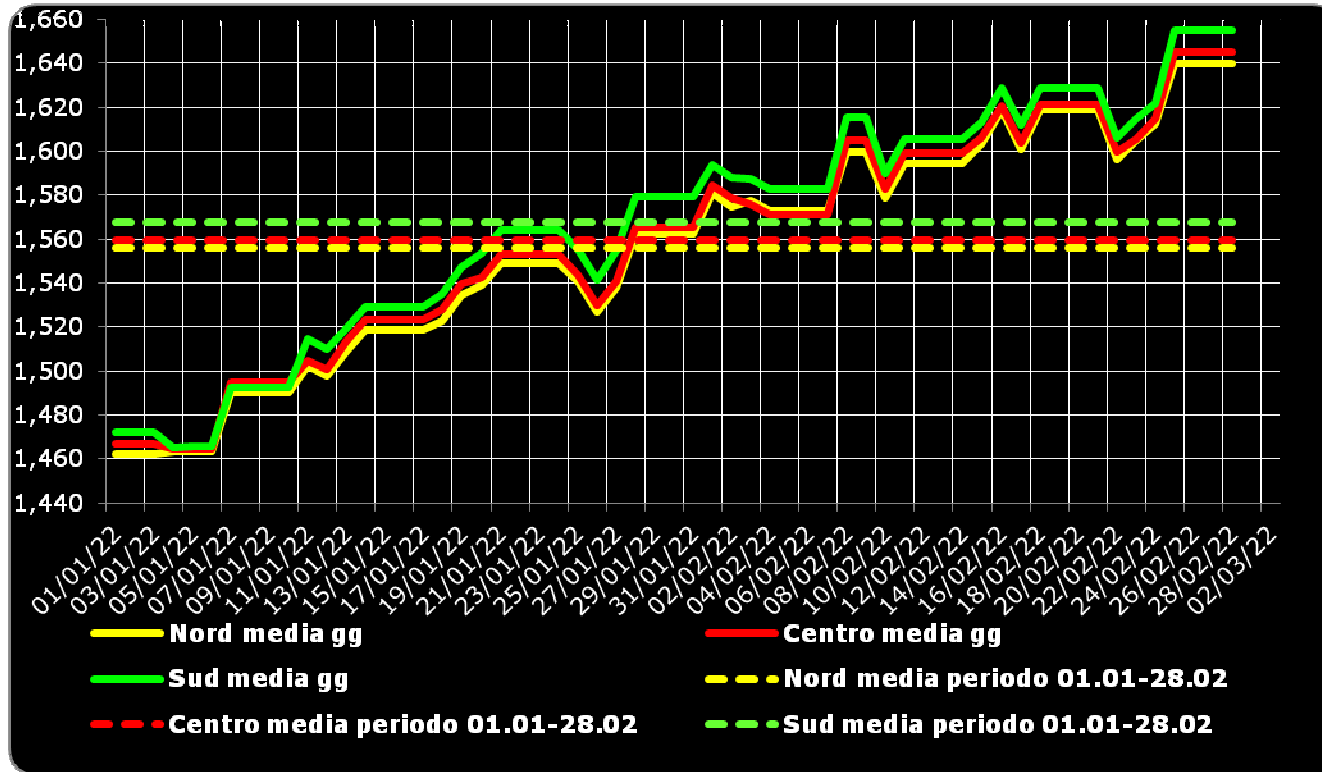


Grafico prezzi gasolio extrarete per aree - Euro/litro



SEZIONE 4 – PREZZI ITALIA: GPL – €/LITRO – METANO E GNL €/KG

Data	GPL €/LITRO		METANO €/KG		GNL €/KG	
	SELF	SERVITO	SELF	SERVITO	SELF	SERVITO
01/01/22	0,806	0,822	1,826	1,784	2,252	2,085
02/01/22	0,806	0,822	1,882	1,788	2,392	2,114
03/01/22	0,806	0,822	1,872	1,791	2,392	2,153
04/01/22	0,806	0,822	1,902	1,789	2,392	2,280
05/01/22	0,806	0,821	1,806	1,792	2,531	2,380
06/01/22	0,806	0,821	1,797	1,787	2,531	2,414
07/01/22	0,807	0,821	1,797	1,788	2,531	2,423
08/01/22	0,807	0,821	1,818	1,791	2,531	2,434
09/01/22	0,807	0,821	1,818	1,789	2,515	2,434
10/01/22	0,807	0,821	1,818	1,791	2,515	2,439
11/01/22	0,803	0,820	1,831	1,797	2,578	2,449
12/01/22	0,805	0,820	1,825	1,800	2,639	2,511
13/01/22	0,805	0,820	1,810	1,801	2,639	2,539
14/01/22	0,808	0,820	1,793	1,796	2,639	2,541
15/01/22	0,808	0,820	1,793	1,795	2,639	2,553
16/01/22	0,808	0,820	1,793	1,795	2,639	2,553
17/01/22	0,808	0,820	1,815	1,796	2,639	2,576
18/01/22	0,808	0,820	1,810	1,798	2,639	2,571
19/01/22	0,808	0,820	1,815	1,798	2,632	2,577
20/01/22	0,807	0,819	1,823	1,791	2,632	2,589
21/01/22	0,806	0,819	1,830	1,793	2,632	2,584
22/01/22	0,807	0,819	1,807	1,789	2,632	2,584
23/01/22	0,807	0,819	1,809	1,789	2,632	2,584
24/01/22	0,807	0,819	1,809	1,789	2,632	2,568
25/01/22	0,807	0,819	1,826	1,786	2,630	2,568
26/01/22	0,806	0,819	1,826	1,785	2,630	2,567
27/01/22	0,805	0,819	1,826	1,787	2,630	2,568
28/01/22	0,805	0,819	1,826	1,792	2,630	2,572
29/01/22	0,805	0,819	1,863	1,791	2,630	2,559
30/01/22	0,806	0,819	1,863	1,790	2,630	2,560

QUOTAZIONI E PREZZI GIORNALIERI – 01.01.2022 – 28.02.2022

Data	GPL €/LITRO		METANO €/KG		GNL €/KG	
	SELF	SERVITO	SELF	SERVITO	SELF	SERVITO
31/01/22	0,806	0,819	1,863	1,788	2,630	2,573
01/02/22	0,806	0,819	1,817	1,791	2,632	2,537
02/02/22	0,806	0,819	1,788	1,785	2,391	2,419
03/02/22	0,805	0,819	1,788	1,784	2,361	2,378
04/02/22	0,806	0,818	1,781	1,783	2,361	2,331
05/02/22	0,806	0,818	1,769	1,781	2,244	2,311
06/02/22	0,806	0,818	1,769	1,781	2,194	2,288
07/02/22	0,806	0,818	1,769	1,777	2,194	2,267
08/02/22	0,806	0,818	1,789	1,774	2,137	2,246
09/02/22	0,805	0,818	1,787	1,776	2,137	2,231
10/02/22	0,805	0,818	1,785	1,775	2,137	2,214
11/02/22	0,806	0,818	1,751	1,774	2,133	2,183
12/02/22	0,804	0,818	1,752	1,772	2,119	2,173
13/02/22	0,804	0,818	1,752	1,772	2,107	2,175
14/02/22	0,804	0,818	1,763	1,773	2,107	2,175
15/02/22	0,805	0,818	1,763	1,774	2,119	2,157
16/02/22	0,805	0,818	1,767	1,772	2,133	2,159
17/02/22	0,805	0,818	1,778	1,773	2,133	2,158
18/02/22	0,805	0,817	1,803	1,772	2,119	2,165
19/02/22	0,806	0,818	1,779	1,771	2,123	2,159
20/02/22	0,806	0,818	1,755	1,772	2,123	2,159
21/02/22	0,806	0,818	1,755	1,772	2,123	2,147
22/02/22	0,806	0,818	1,755	1,771	2,123	2,144
23/02/22	0,806	0,818	1,741	1,775	2,123	2,143
24/02/22	0,805	0,818	1,783	1,776	2,123	2,146
25/02/22	0,805	0,818	1,838	1,784	2,123	2,150
26/02/22	0,805	0,819	1,788	1,786	2,123	2,150
27/02/22	0,806	0,819	1,812	1,789	2,123	2,150
28/02/22	0,806	0,819	1,827	1,788	2,123	2,162
MEDIA	0,806	0,819	1,803	1,785	2,387	2,356

Grafico prezzi gpl - Euro/litro

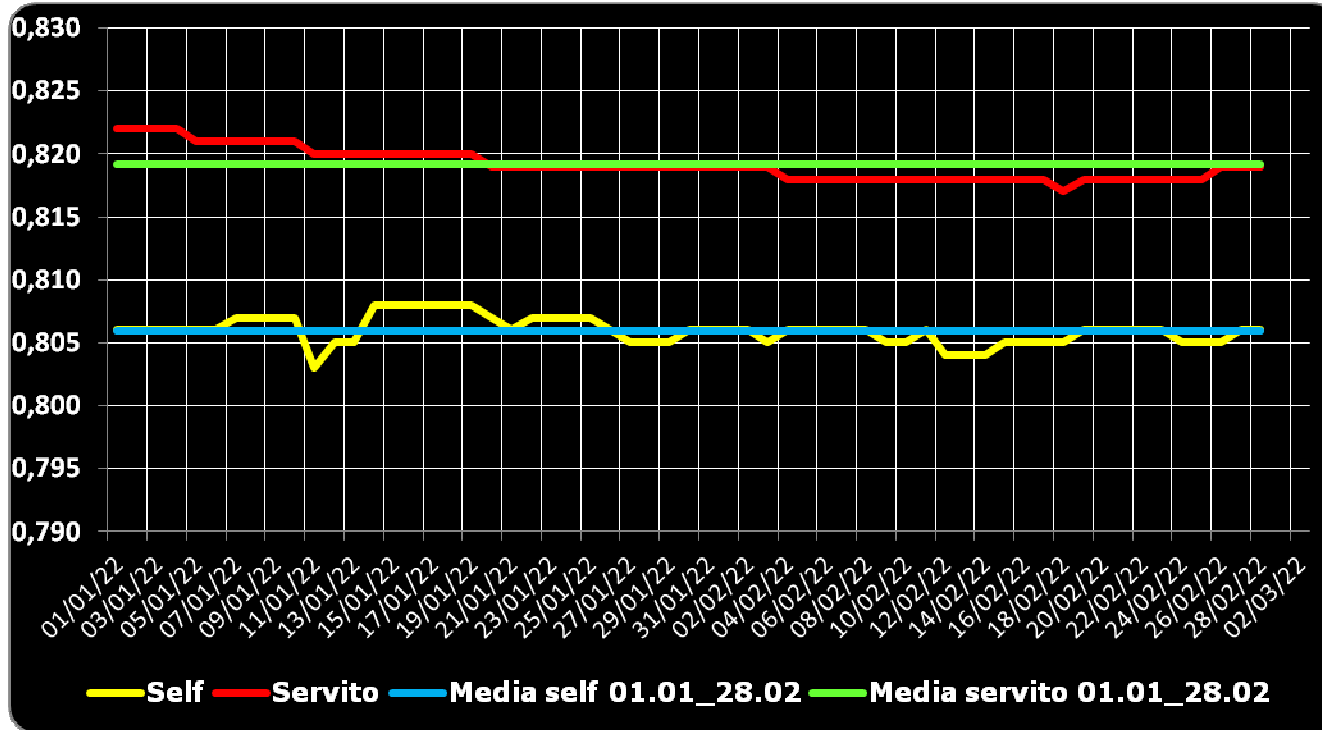


Grafico prezzi metano - Euro/kg

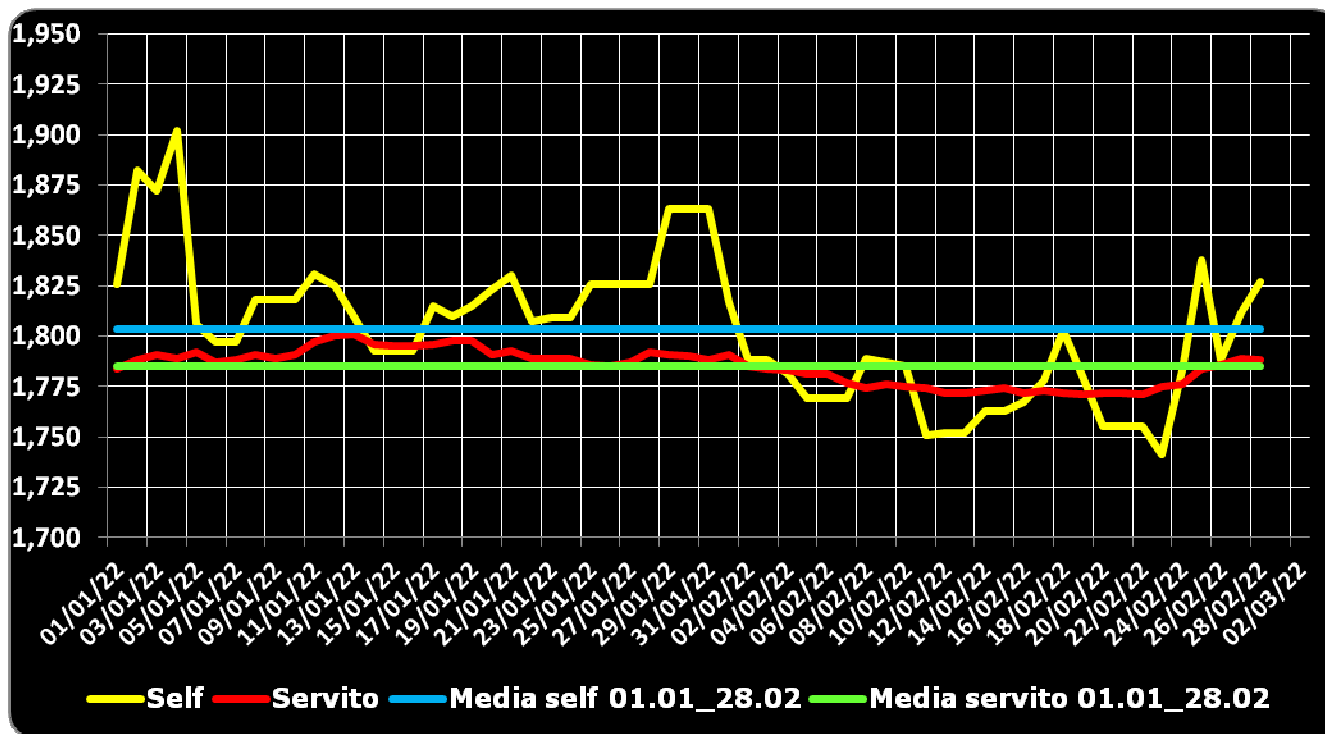
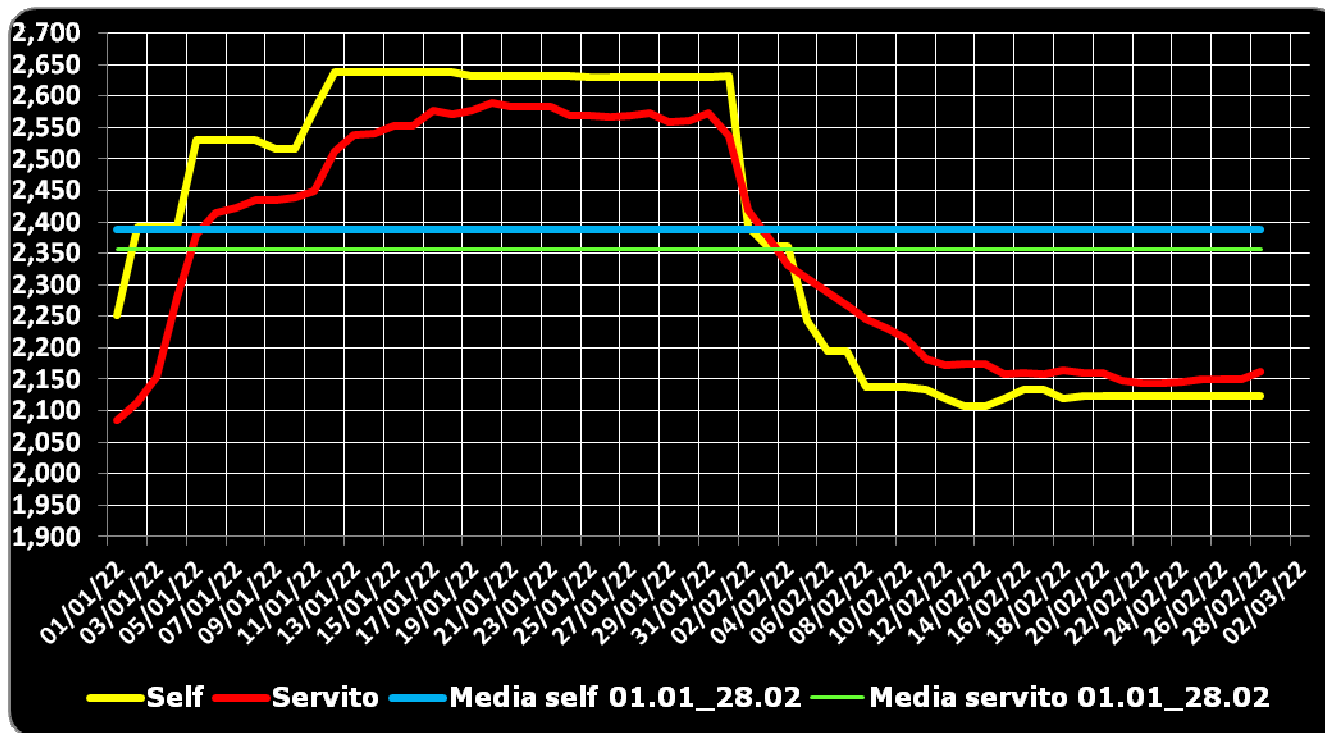


Grafico prezzi gnl - Euro/kg



FONTI:

U.S. Energy Information Administration
European Central Bank
Staffetta Quotidiana
Quotidiano Energia
Ministero dello sviluppo economico, DGRME

ELABORAZIONI:

FIGISC/ANISA Confcommercio

