

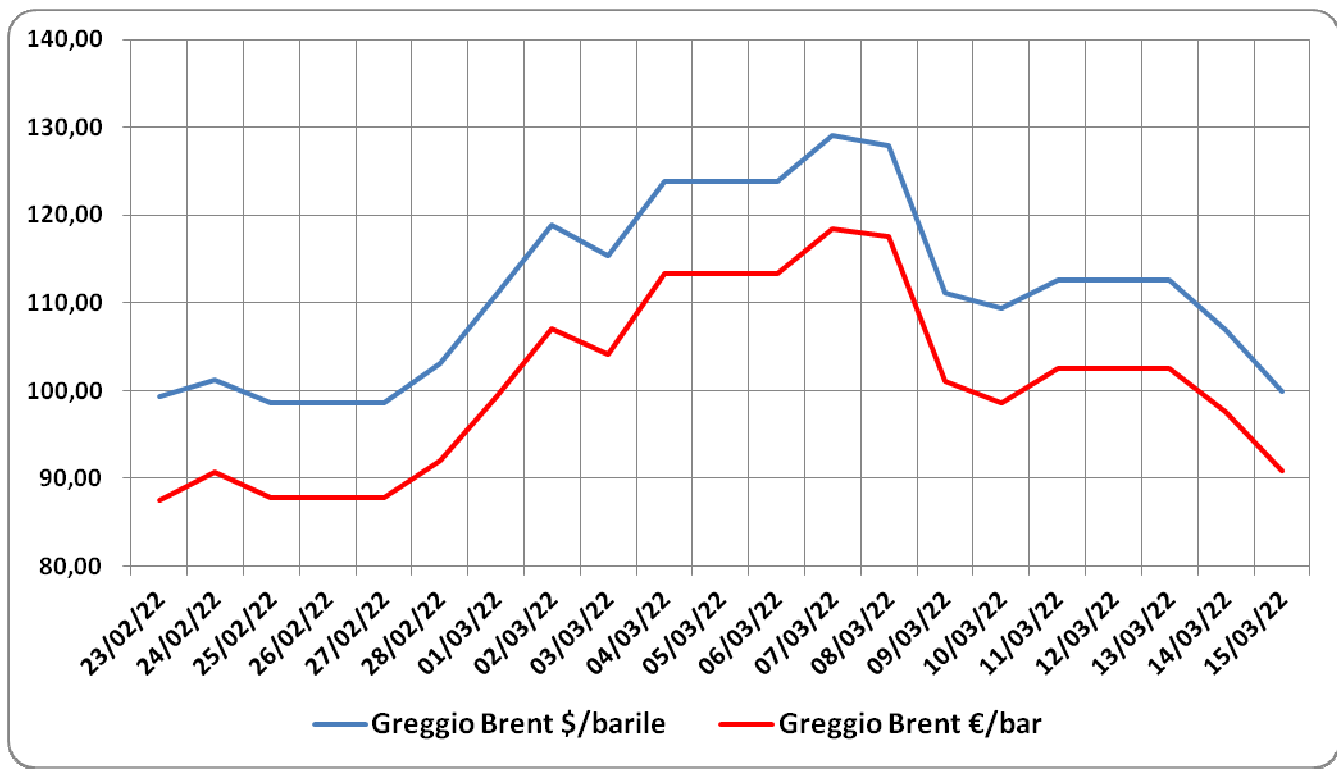


**PREZZI E QUOTAZIONI CARBURANTI ED ENERGIA
DALLO SCOPPIO DELLA GUERRA IN UCRAINA
23.02.2022-15.03.2022**

AGGIORNAMENTO DEL 16.03.2022

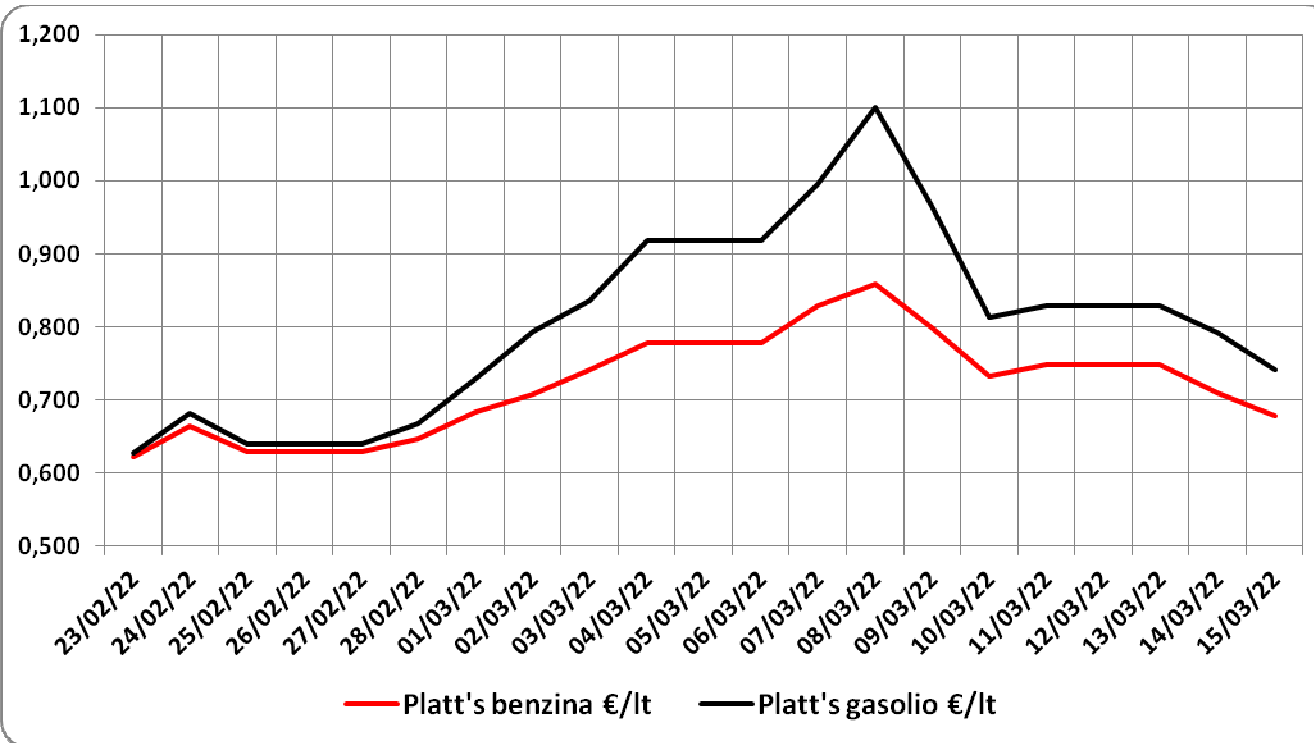
1.QUOTAZIONI GREGGIO BRENT E CAMBIO EURO/DOLLARO

DATA	CAMBIO	QUOTAZIONE GREGGIO BRENT	
	\$ PER 1 €	\$/BARILE	€/BARILE
23/02/22	1,1344	99,29	87,53
24/02/22	1,1163	101,29	90,74
25/02/22	1,1216	98,56	87,87
26/02/22	1,1216	98,56	87,87
27/02/22	1,1216	98,56	87,87
28/02/22	1,1199	103,08	92,04
01/03/22	1,1162	110,93	99,38
02/03/22	1,1106	118,94	107,10
03/03/22	1,1076	115,36	104,15
04/03/22	1,0929	123,86	113,33
05/03/22	1,0929	123,86	113,33
06/03/22	1,0929	123,86	113,33
07/03/22	1,0895	129,02	118,42
08/03/22	1,0892	127,98	117,50
09/03/22	1,0993	111,12	101,08
10/03/22	1,1084	109,33	98,64
11/03/22	1,0990	112,67	102,52
12/03/22	1,0990	112,67	102,52
13/03/22	1,0990	112,67	102,52
14/03/22	1,0960	106,90	97,54
15/03/22	1,0991	99,91	90,90
VARIAZIONE IN VALORE	-0,0353	+0,62	+3,38
VARIAZIONE %	-3,11%	+0,62%	+3,86%



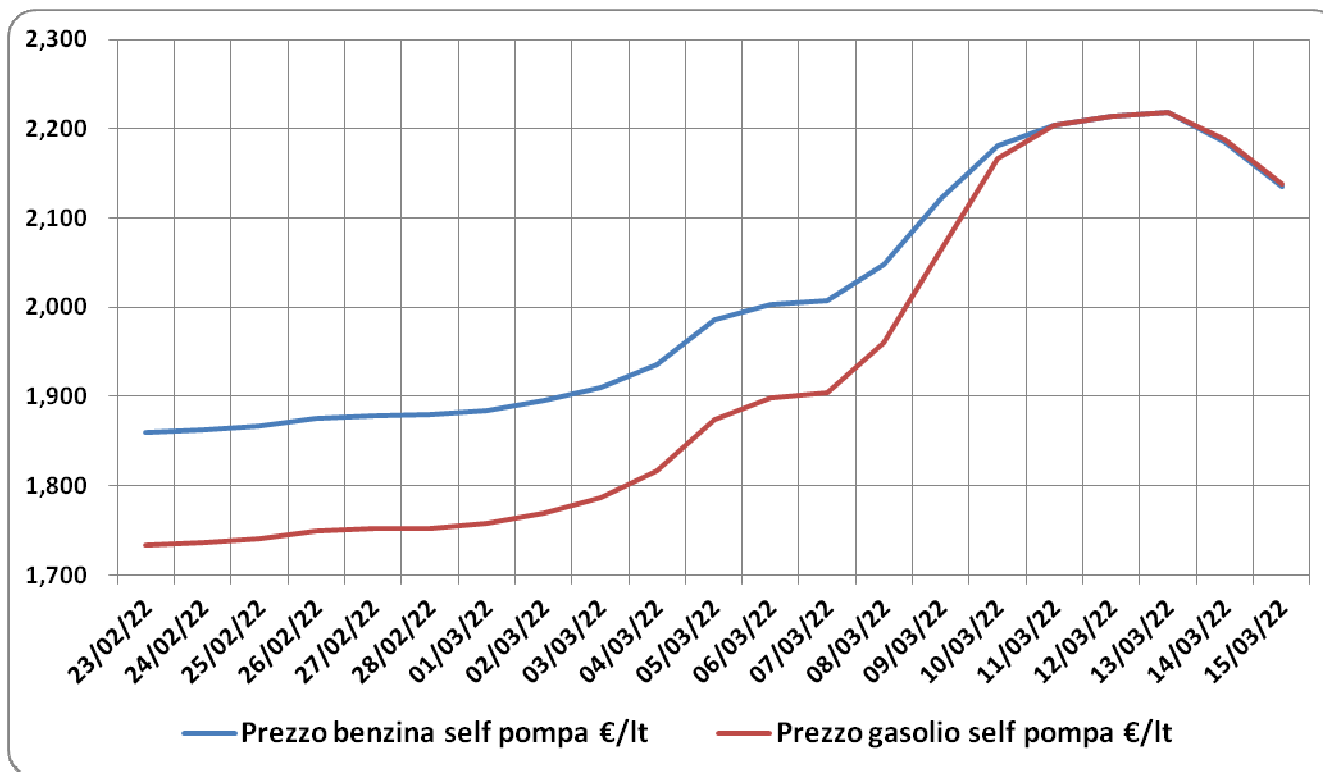
2.QUOTAZIONI PRODOTTI RAFFINATI PLATT'S CIF MEDITERRANEO

Data	QUOTAZIONE PLATT'S CIF BENZINA		QUOTAZIONE PLATT'S CIF GASOLIO	
	\$/TONNELLATA	€/LITRO	\$/TONNELLATA	€/LITRO
23/02/22	935,50	0,623	842,25	0,627
24/02/22	981,50	0,664	901,50	0,682
25/02/22	933,75	0,629	848,00	0,639
26/02/22	933,75	0,629	848,00	0,639
27/02/22	933,75	0,629	848,00	0,639
28/02/22	958,00	0,646	885,50	0,668
01/03/22	1.011,50	0,684	961,75	0,728
02/03/22	1.040,50	0,707	1.042,75	0,793
03/03/22	1.087,25	0,741	1.094,50	0,835
04/03/22	1.125,00	0,777	1.187,25	0,918
05/03/22	1.125,00	0,777	1.187,25	0,918
06/03/22	1.125,00	0,777	1.187,25	0,918
07/03/22	1.194,75	0,828	1.283,75	0,996
08/03/22	1.238,50	0,858	1.418,25	1,100
09/03/22	1.164,00	0,799	1.257,00	0,966
10/03/22	1.075,75	0,733	1.066,50	0,813
11/03/22	1.088,50	0,748	1.078,00	0,829
12/03/22	1.088,50	0,748	1.078,00	0,829
13/03/22	1.088,50	0,748	1.078,00	0,829
14/03/22	1.030,75	0,710	1.028,00	0,793
15/03/22	987,00	0,678	963,25	0,741
VARIAZIONE IN VALORE	+51,50	+0,055	+121,00	+0,113
VARIAZIONE %	+5,51%	+8,89%	+14,37%	+18,04%



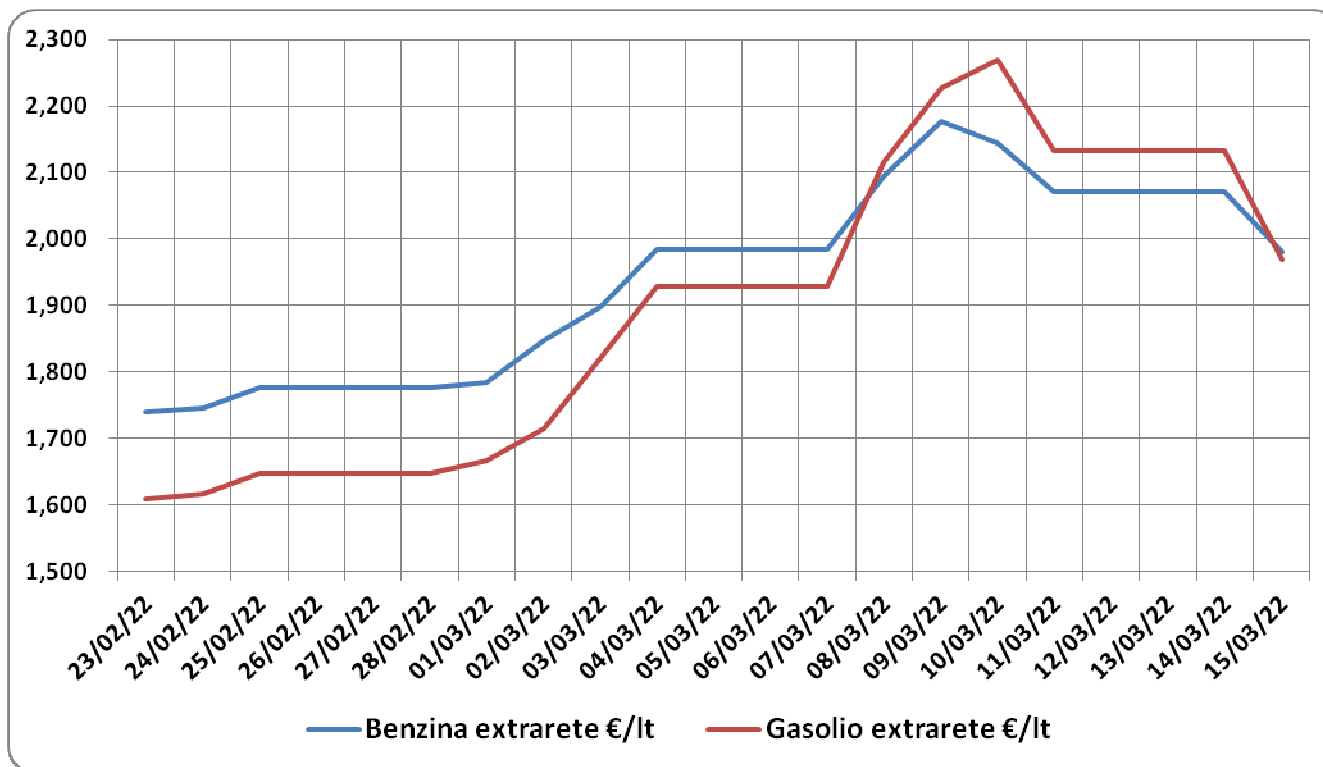
3.PREZZI MEDI NAZIONALI ALLA POMPA BENZINA, GASOLIO, GPL, METANO E GNL

Data	BENZINA €/LITRO		GASOLIO €/LITRO		GPL €/LITRO		METANO €/KG		GNL €/KG	
	SELF	SERVITO	SELF	SERVITO	SELF	SERVITO	SELF	SERVITO	SELF	SERVITO
23/02/2022	1,860	1,999	1,734	1,878	0,806	0,818	1,741	1,775	2,123	2,143
24/02/2022	1,862	2,002	1,736	1,881	0,805	0,818	1,783	1,776	2,123	2,146
25/02/2022	1,868	2,006	1,741	1,885	0,805	0,818	1,838	1,784	2,123	2,150
26/02/2022	1,876	2,013	1,749	1,893	0,805	0,819	1,788	1,786	2,123	2,150
27/02/2022	1,879	2,016	1,752	1,896	0,806	0,819	1,812	1,789	2,123	2,150
28/02/2022	1,879	2,017	1,753	1,897	0,806	0,819	1,827	1,788	2,123	2,162
01/03/2022	1,884	2,022	1,759	1,901	0,807	0,821	1,851	1,795	2,103	2,155
02/03/2022	1,895	2,029	1,770	1,909	0,817	0,831	1,875	1,814	2,091	2,160
03/03/2022	1,911	2,044	1,786	1,926	0,828	0,843	1,923	1,843	2,106	2,149
04/03/2022	1,936	2,071	1,817	1,958	0,835	0,850	1,992	1,878	2,094	2,141
05/03/2022	1,985	2,107	1,875	2,003	0,845	0,859	2,105	1,931	2,094	2,140
06/03/2022	2,004	2,126	1,899	2,027	0,846	0,861	2,120	1,952	2,094	2,140
07/03/2022	2,008	2,132	1,905	2,035	0,848	0,862	2,124	1,960	2,094	2,129
08/03/2022	2,047	2,161	1,960	2,077	0,851	0,865	2,157	2,024	2,101	2,136
09/03/2022	2,122	2,218	2,065	2,170	0,858	0,870	2,252	2,146	2,101	2,120
10/03/2022	2,181	2,280	2,167	2,270	0,863	0,873	2,386	2,216	2,101	2,115
11/03/2022	2,204	2,309	2,204	2,314	0,864	0,876	2,399	2,261	2,101	2,116
12/03/2022	2,214	2,325	2,214	2,332	0,868	0,878	2,380	2,260	2,101	2,116
13/03/2022	2,219	2,331	2,219	2,338	0,869	0,880	2,402	2,255	2,100	2,116
14/03/2022	2,185	2,288	2,188	2,299	0,869	0,880	2,402	2,255	2,100	2,116
15/03/2022	2,135	2,238	2,138	2,249	0,869	0,880	2,402	2,255	2,100	2,116
VARIAZIONE	+0,275	+0,239	+0,404	+0,371	+0,063	+0,062	+0,661	+0,480	-0,023	-0,027
VARIAZIONE %	+14,76%	+11,96%	+23,33%	+19,77%	+7,82%	+7,58%	+37,97%	+27,04%	-1,08%	-1,26%



4.PREZZI MINIMI, MEDI E MASSIMI NAZIONALI IN EXTRARETE BENZINA E GASOLIO

Data	BENZINA EXTRARETE €/LITRO				GASOLIO EXTRARETE €/LITRO			
	MINIMO	MEDIO	MASSIMO	DELTA MAX VS/ MIN	MINIMO	MEDIO	MASSIMO	DELTA MAX VS/ MIN
23/02/22	1,728	1,740	1,765	0,038	1,598	1,608	1,630	0,032
24/02/22	1,730	1,745	1,769	0,039	1,604	1,616	1,640	0,035
25/02/22	1,740	1,776	1,806	0,066	1,623	1,647	1,675	0,052
26/02/22	1,740	1,776	1,806	0,066	1,623	1,647	1,675	0,052
27/02/22	1,740	1,776	1,806	0,066	1,623	1,647	1,675	0,052
28/02/22	1,740	1,776	1,806	0,066	1,623	1,647	1,675	0,052
01/03/22	1,746	1,785	1,818	0,072	1,615	1,667	1,696	0,081
02/03/22	1,797	1,848	1,898	0,101	1,660	1,716	1,751	0,090
03/03/22	1,809	1,899	1,964	0,155	1,729	1,820	1,898	0,170
04/03/22	1,842	1,985	2,031	0,189	1,808	1,928	1,992	0,184
05/03/22	1,842	1,985	2,031	0,189	1,808	1,928	1,992	0,184
06/03/22	1,842	1,985	2,031	0,189	1,808	1,928	1,992	0,184
07/03/22	1,842	1,985	2,031	0,189	1,808	1,928	1,992	0,184
08/03/22	1,922	2,095	2,206	0,284	1,963	2,115	2,190	0,227
09/03/22	1,983	2,176	2,300	0,317	2,069	2,228	2,311	0,242
10/03/22	2,025	2,145	2,386	0,361	2,062	2,269	2,316	0,254
11/03/22	1,951	2,072	2,230	0,372	1,964	2,132	2,230	0,266
12/03/22	1,951	2,072	2,230	0,372	1,964	2,132	2,230	0,266
13/03/22	1,951	2,072	2,230	0,372	1,964	2,132	2,230	0,266
14/03/22	1,951	2,072	2,230	0,372	1,964	2,132	2,230	0,266
15/03/22	1,887	1,980	2,079	0,237	1,857	1,969	2,079	0,222
VARIAZIONE	+0,160	+0,240	+0,314	+0,199	+0,259	+0,361	+0,449	+0,190
VARIAZIONE %	+9,25%	+13,78%	+17,76%	+525,81%	+16,18%	+22,45%	+27,54%	+600,00%



5. QUOTAZIONI ENERGIA ELETTRICA PUN ITALIA E GAS PSV ITALIA

DATA	PUN ITALIA €/KWh	PSV ITALIA GAS €/M ³ STANDARD
23/02/2022	0,191	0,829
24/02/2022	0,218	0,848
25/02/2022	0,284	0,855
26/02/2022	0,250	0,855
27/02/2022	0,203	0,855
28/02/2022	0,247	0,875
01/03/2022	0,271	1,268
02/03/2022	0,275	1,408
03/03/2022	0,363	1,581
04/03/2022	0,383	1,640
05/03/2022	0,363	1,640
06/03/2022	0,378	1,640
07/03/2022	0,454	2,061
08/03/2022	0,588	2,112
09/03/2022	0,463	2,034
10/03/2022	0,388	1,959
11/03/2022	0,371	1,897
12/03/2022	0,281	1,897
13/03/2022	0,307	1,897
14/03/2022	0,323	1,863
15/03/2022	0,301	1,767
VARIAZIONE	+0,110	+0,938
VARIAZIONE %	+57,27%	+113,21%

