



**PREZZI E QUOTAZIONI CARBURANTI ED ENERGIA  
DALLO SCOPPIO DELLA GUERRA IN UCRAINA  
23.02.2022-29.03.2022**

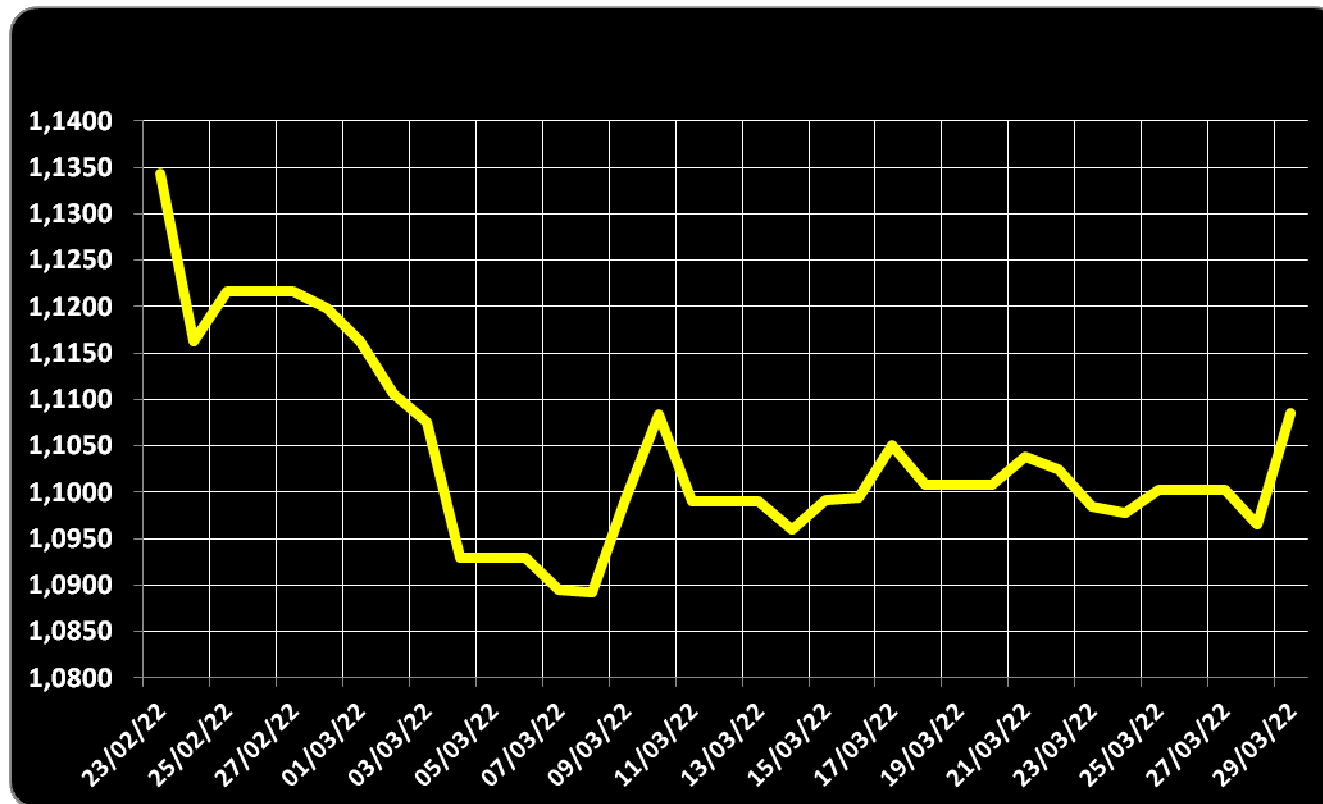
**AGGIORNAMENTO DEL 30.03.2022**

## 1. QUOTAZIONI GREGGIO BRENT E CAMBIO EURO/DOLLARO

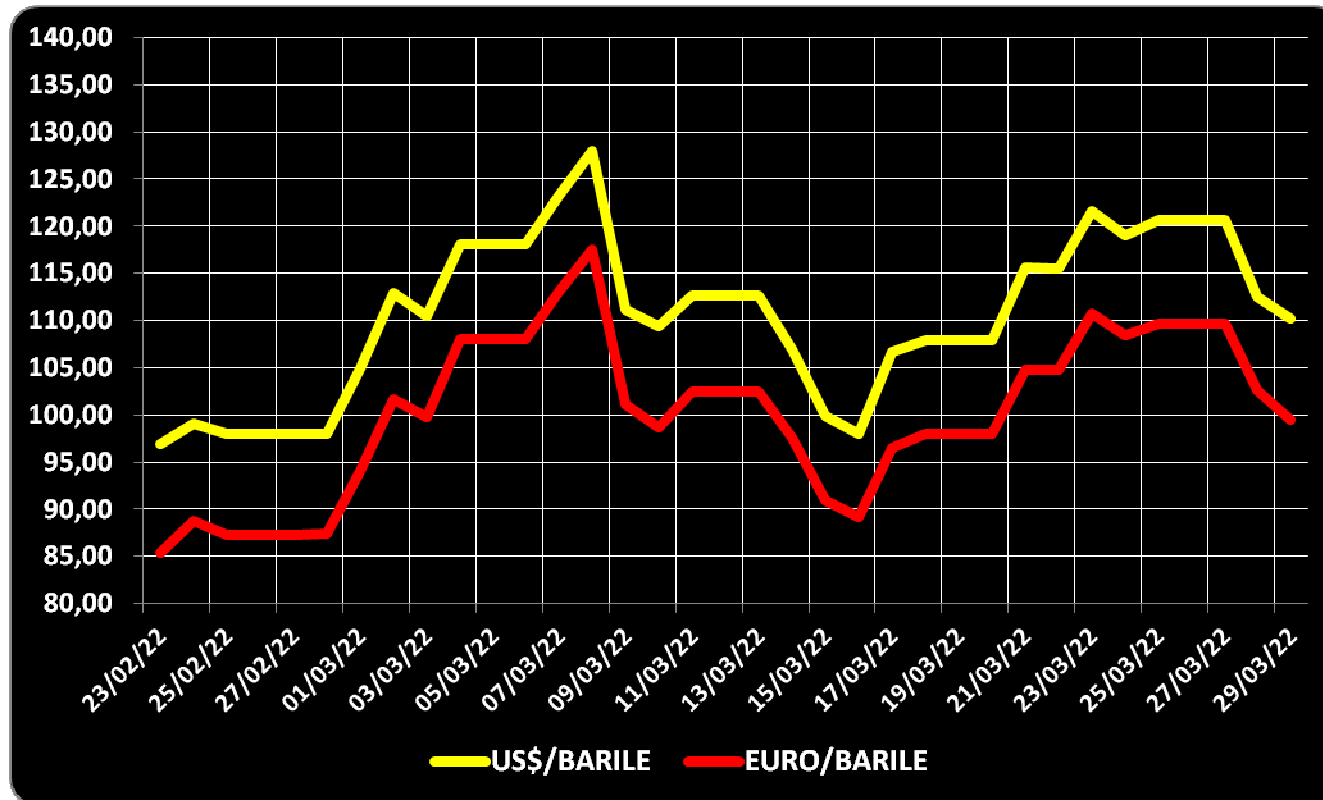
Data	CAMBIO		GREGGIO BRENT	
	US\$ PER 1 EURO		US\$/BARILE	EURO/BARILE
23/02/22	1,1344		96,84	85,37
24/02/22	1,1163		99,08	88,76
25/02/22	1,1216		97,93	87,31
26/02/22	1,1216		97,93	87,31
27/02/22	1,1216		97,93	87,31
28/02/22	1,1199		97,93	87,45
01/03/22	1,1162		104,97	94,04
02/03/22	1,1106		112,93	101,68
03/03/22	1,1076		110,46	99,73
04/03/22	1,0929		118,11	108,07
05/03/22	1,0929		118,11	108,07
06/03/22	1,0929		118,11	108,07
07/03/22	1,0895		123,21	113,09
08/03/22	1,0892		127,98	117,50
09/03/22	1,0993		111,12	101,08
10/03/22	1,1084		109,33	98,64
11/03/22	1,0990		112,67	102,52
12/03/22	1,0990		112,67	102,52
13/03/22	1,0990		112,67	102,52
14/03/22	1,0960		106,90	97,54
15/03/22	1,0991		99,91	90,90
16/03/22	1,0994		98,02	89,16
17/03/22	1,1051		106,64	96,50
18/03/22	1,1008		107,93	98,05
19/03/22	1,1008		107,93	98,05
20/03/22	1,1008		107,93	98,05
21/03/22	1,1038		115,62	104,75
22/03/22	1,1024		115,48	104,75

Data	CAMBIO	GREGGIO BRENT	
	US\$ PER 1 EURO	US\$/BARILE	US\$ PER 1 EURO
23/03/22	1,0985	121,60	110,70
24/03/22	1,0978	119,03	108,43
25/03/22	1,1002	120,65	109,66
26/03/22	1,1002	120,65	109,66
27/03/22	1,1002	120,65	109,66
28/03/22	1,0966	112,48	102,57
29/03/22	1,1085	110,23	99,44
<b>Variazione assoluta</b>	<b>-0,0259</b>	<b>+13,39</b>	<b>+14,07</b>
<b>Variazione %</b>	<b>-2,28%</b>	<b>+13,83%</b>	<b>+16,49%</b>

## GRAFICO CAMBIO USD/EURO



## GRAFICO QUOTAZIONE GREGGIO BRENT USD ED EURO/BARILE

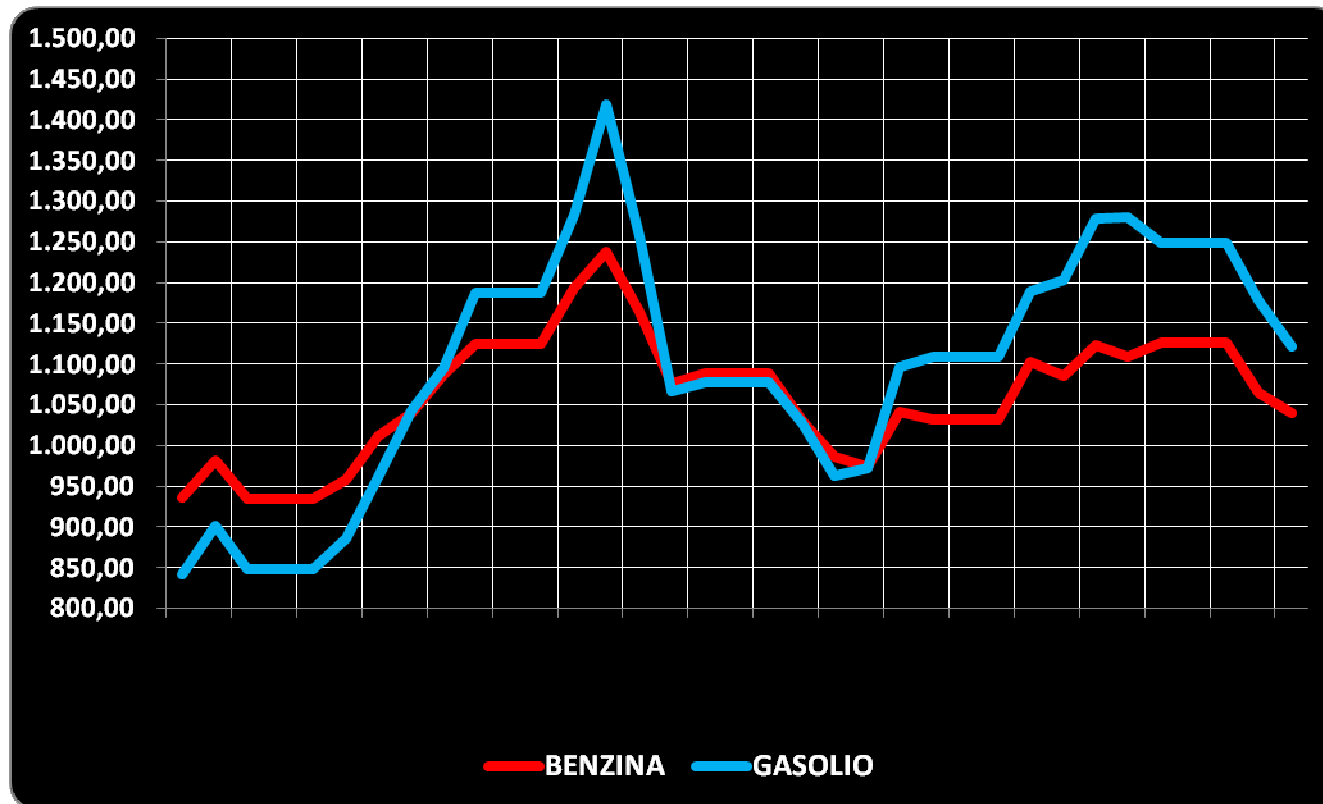


## 2.QUOTAZIONI PRODOTTI RAFFINATI PLATT'S CIF MEDITERRANEO

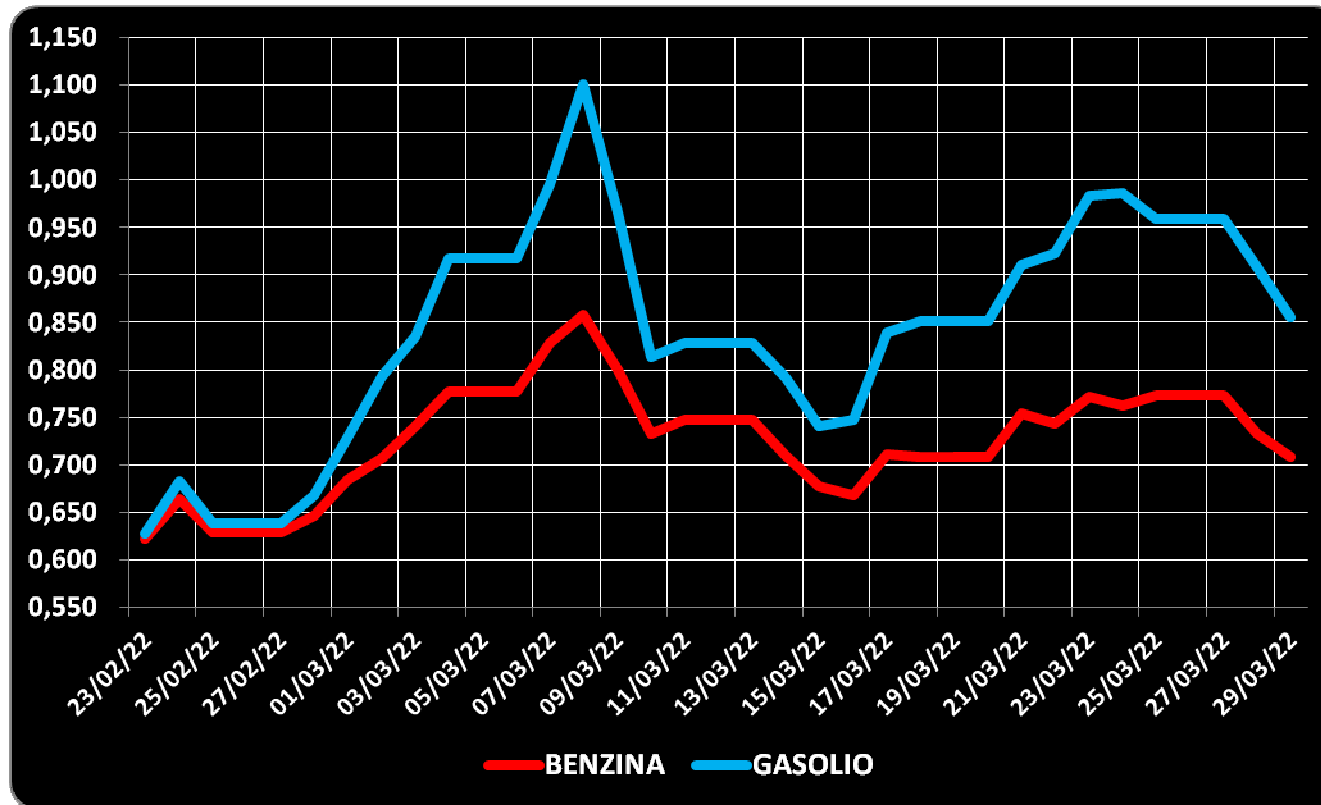
Data	QUOTAZIONE PLATT'S CF BENZINA		QUOTAZIONE PLATT'S CIF GASOLIO	
	US\$/TONNELLATA	EURO/LITRO	US\$/TONNELLATA	EURO/LITRO
23/02/22	935,50	0,623	842,25	0,627
24/02/22	981,50	0,664	901,50	0,682
25/02/22	933,75	0,629	848,00	0,639
26/02/22	933,75	0,629	848,00	0,639
27/02/22	933,75	0,629	848,00	0,639
28/02/22	958,00	0,646	885,50	0,668
01/03/22	1.011,50	0,684	961,75	0,728
02/03/22	1.040,50	0,707	1.042,75	0,793
03/03/22	1.087,25	0,741	1.094,50	0,835
04/03/22	1.125,00	0,777	1.187,25	0,918
05/03/22	1.125,00	0,777	1.187,25	0,918
06/03/22	1.125,00	0,777	1.187,25	0,918
07/03/22	1.194,75	0,828	1.283,75	0,996
08/03/22	1.238,50	0,858	1.418,25	1,100
09/03/22	1.164,00	0,799	1.257,00	0,966
10/03/22	1.075,75	0,733	1.066,50	0,813
11/03/22	1.088,50	0,748	1.078,00	0,829
12/03/22	1.088,50	0,748	1.078,00	0,829
13/03/22	1.088,50	0,748	1.078,00	0,829
14/03/22	1.030,75	0,710	1.028,00	0,793
15/03/22	987,00	0,678	963,25	0,741
16/03/22	973,50	0,669	973,00	0,748
17/03/22	1.040,75	0,711	1.097,00	0,839
18/03/22	1.032,25	0,708	1.109,00	0,851
19/03/22	1.032,25	0,708	1.109,00	0,851
20/03/22	1.032,25	0,708	1.109,00	0,851
21/03/22	1.103,00	0,754	1.189,50	0,911
22/03/22	1.086,00	0,744	1.204,00	0,923

Data	QUOTAZIONE PLATT'S CF BENZINA		QUOTAZIONE PLATT'S CIF GASOLIO	
	US\$/TONNELLATA	EURO/LITRO	US\$/TONNELLATA	EURO/LITRO
23/03/22	1.122,75	0,772	1.279,25	0,984
24/03/22	1.109,00	0,763	1.280,50	0,986
25/03/22	1.127,00	0,773	1.249,00	0,959
26/03/22	1.127,00	0,773	1.249,00	0,959
27/03/22	1.127,00	0,773	1.249,00	0,959
28/03/22	1.064,50	0,733	1.177,50	0,907
29/03/22	1.039,50	0,708	1.122,25	0,855
<b>Variazione assoluta</b>	<b>+104,00</b>	<b>+0,085</b>	<b>+280,00</b>	<b>+0,228</b>
<b>Variazione %</b>	<b>+5,51%</b>	<b>+8,89%</b>	<b>+14,37%</b>	<b>+18,04%</b>

## GRAFICO US\$/TONNELLATA



## GRAFICO EURO/LITRO

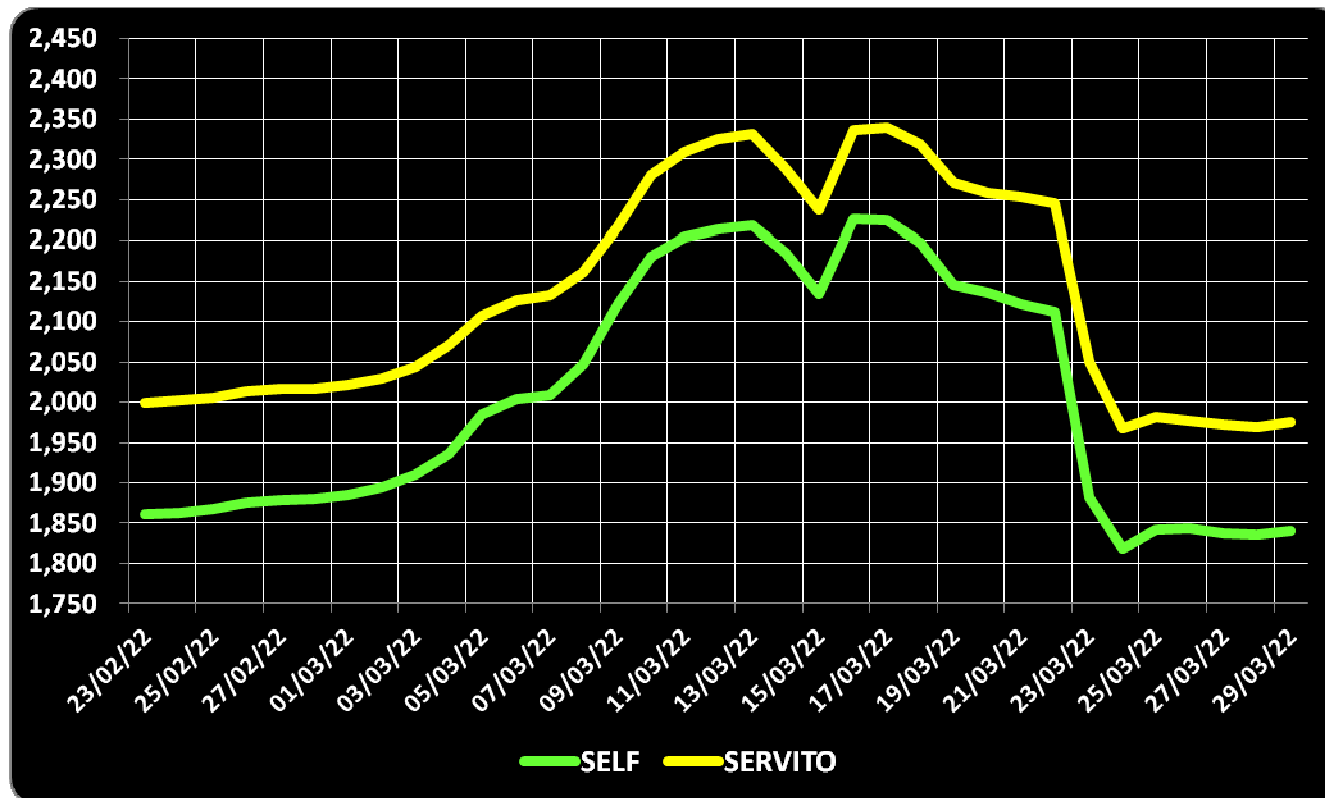


### 3.PREZZI MEDI NAZIONALI ALLA POMPA BENZINA, GASOLIO, GPL, METANO E GNL

Data	BENZINA EURO/LITRO		GASOLIO EURO/LITRO		GPL EURO/LITRO		METANO EURO/KG		GNL EURO/KG	
	SELF	SERVITO	SELF	SERVITO	SELF	SERVITO	SELF	SERVITO	SELF	SERVITO
23/02/22	1,860	1,999	1,734	1,878	0,806	0,818	1,741	1,775	2,123	2,143
24/02/22	1,862	2,002	1,736	1,881	0,805	0,818	1,783	1,776	2,123	2,146
25/02/22	1,868	2,006	1,741	1,885	0,805	0,818	1,838	1,784	2,123	2,150
26/02/22	1,876	2,013	1,749	1,893	0,805	0,819	1,788	1,786	2,123	2,150
27/02/22	1,879	2,016	1,752	1,896	0,806	0,819	1,812	1,789	2,123	2,150
28/02/22	1,879	2,017	1,753	1,897	0,806	0,819	1,827	1,788	2,123	2,162
01/03/22	1,884	2,022	1,759	1,901	0,807	0,821	1,851	1,795	2,103	2,155
02/03/22	1,895	2,029	1,770	1,909	0,817	0,831	1,875	1,814	2,091	2,160
03/03/22	1,911	2,044	1,786	1,926	0,828	0,843	1,923	1,843	2,106	2,149
04/03/22	1,936	2,071	1,817	1,958	0,835	0,850	1,992	1,878	2,094	2,141
05/03/22	1,985	2,107	1,875	2,003	0,845	0,859	2,105	1,931	2,094	2,140
06/03/22	2,004	2,126	1,899	2,027	0,846	0,861	2,120	1,952	2,094	2,140
07/03/22	2,008	2,132	1,905	2,035	0,848	0,862	2,124	1,960	2,094	2,129
08/03/22	2,047	2,161	1,960	2,077	0,851	0,865	2,157	2,024	2,101	2,136
09/03/22	2,122	2,218	2,065	2,170	0,858	0,870	2,252	2,146	2,101	2,120
10/03/22	2,181	2,280	2,167	2,270	0,863	0,873	2,386	2,216	2,101	2,115
11/03/22	2,204	2,309	2,204	2,314	0,864	0,876	2,399	2,261	2,101	2,116
12/03/22	2,214	2,325	2,214	2,332	0,868	0,878	2,380	2,260	2,101	2,116
13/03/22	2,219	2,331	2,219	2,338	0,869	0,880	2,402	2,255	2,100	2,116
14/03/22	2,185	2,288	2,188	2,299	0,869	0,880	2,402	2,255	2,100	2,116
15/03/22	2,135	2,238	2,138	2,249	0,869	0,880	2,402	2,255	2,100	2,116
16/03/22	2,227	2,336	2,228	2,348	0,868	0,881	2,430	2,285	2,095	2,133
17/03/22	2,225	2,339	2,230	2,351	0,867	0,881	2,436	2,288	2,095	2,133
18/03/22	2,198	2,319	2,195	2,322	0,866	0,883	2,467	2,282	2,110	2,127
19/03/22	2,146	2,271	2,131	2,260	0,879	0,888	2,378	2,233	2,087	2,110
20/03/22	2,136	2,259	2,120	2,246	0,881	0,888	2,423	2,230	2,087	2,122
21/03/22	2,122	2,254	2,102	2,242	0,881	0,889	2,428	2,230	2,042	2,120
22/03/22	2,113	2,246	2,093	2,233	0,880	0,890	2,367	2,206	2,085	2,120

Data	BENZINA EURO/LITRO		GASOLIO EURO/LITRO		GPL EURO/LITRO		METANO EURO/KG		GNL EURO/KG	
	SELF	SERVITO	SELF	SERVITO	SELF	SERVITO	SELF	SERVITO	SELF	SERVITO
23/03/22	1,882	2,051	1,861	2,035	0,859	0,862	2,394	2,202	2,120	2,127
24/03/22	1,818	1,967	1,797	1,954	0,841	0,850	2,253	2,239	2,052	2,132
25/03/22	1,841	1,982	1,827	1,972	0,852	0,851	2,341	2,195	2,122	2,123
26/03/22	1,843	1,976	1,832	1,972	0,846	0,852	2,295	2,192	2,129	2,126
27/03/22	1,838	1,972	1,829	1,969	0,845	0,852	2,281	2,197	2,129	2,135
28/03/22	1,835	1,970	1,827	1,967	0,846	0,852	2,281	2,195	2,129	2,135
29/03/22	1,840	1,975	1,832	1,974	0,845	0,853	2,248	2,191	2,129	2,134
<b>Variazione</b>	<b>-0,021</b>	<b>-0,024</b>	<b>+0,099</b>	<b>+0,097</b>	<b>+0,039</b>	<b>+0,035</b>	<b>+0,507</b>	<b>+0,416</b>	<b>+0,006</b>	<b>-0,009</b>
<b>Variazione %</b>	<b>-1,12%</b>	<b>-1,18%</b>	<b>+5,70%</b>	<b>+5,14%</b>	<b>+4,84%</b>	<b>+4,28%</b>	<b>+29,12%</b>	<b>+23,44%</b>	<b>+0,28%</b>	<b>-0,42%</b>

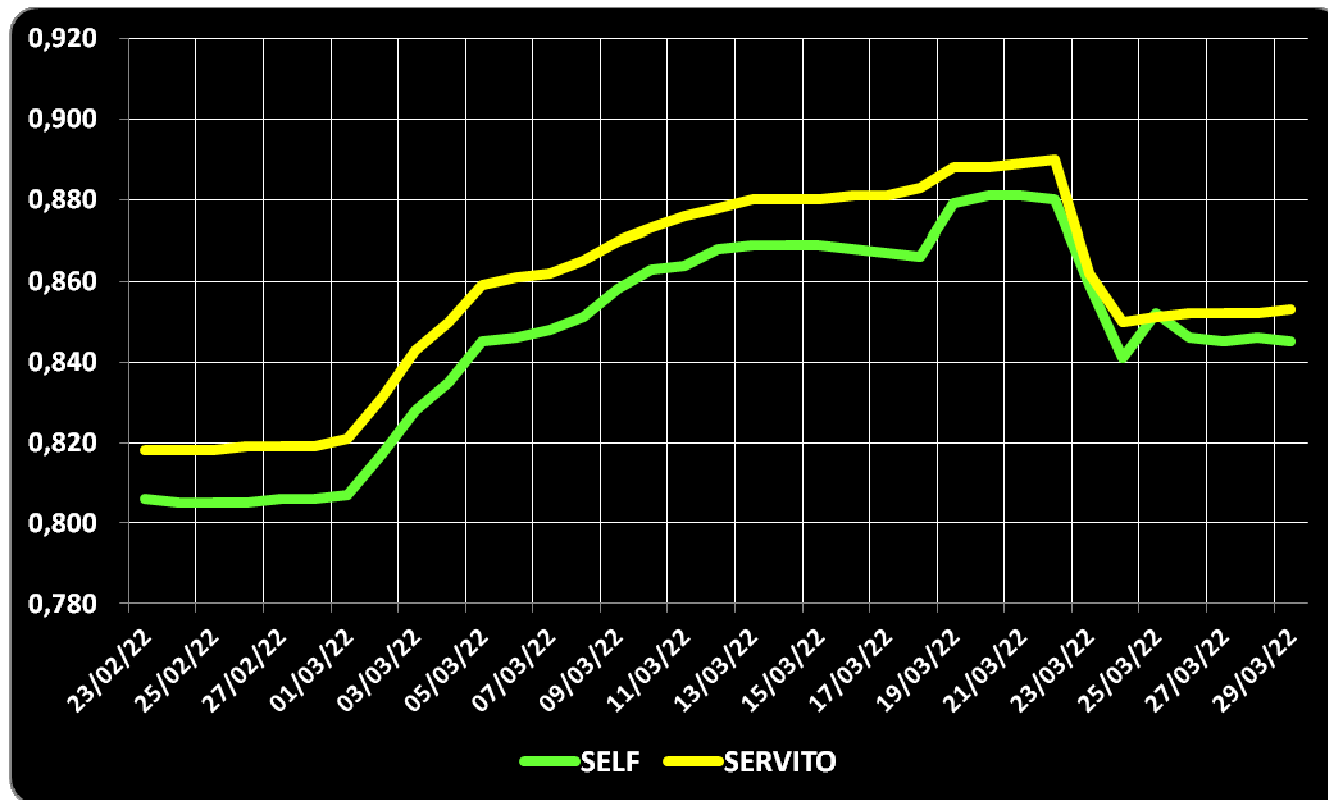
## GRAFICO BENZINA EURO/LITRO (dal 22.03.2022 riduzione accisa da 0,72840 a 0,47840 euro/litro)



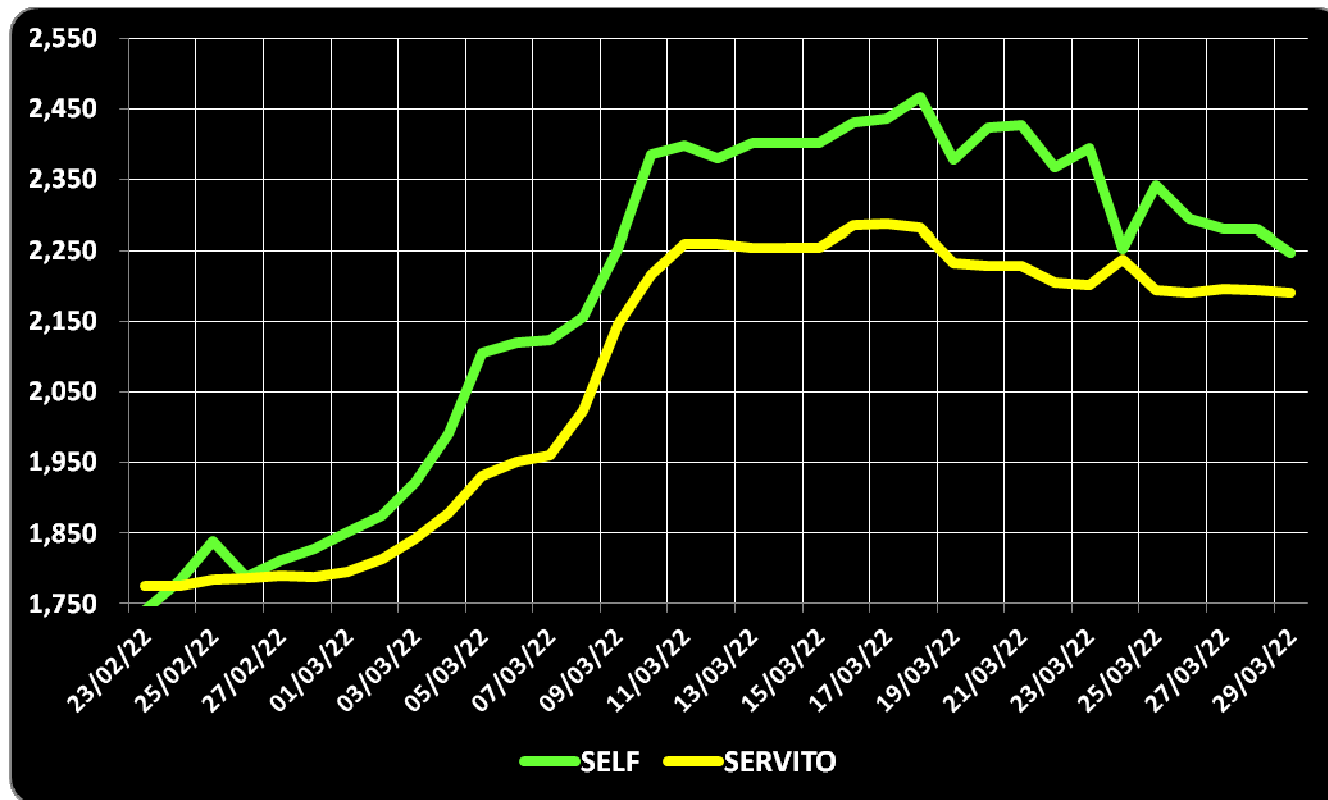
# GRAFICO GASOLIO EURO/LITRO (dal 22.03.2022 riduzione accisa da 0,61740 a 0,36740 euro/litro)



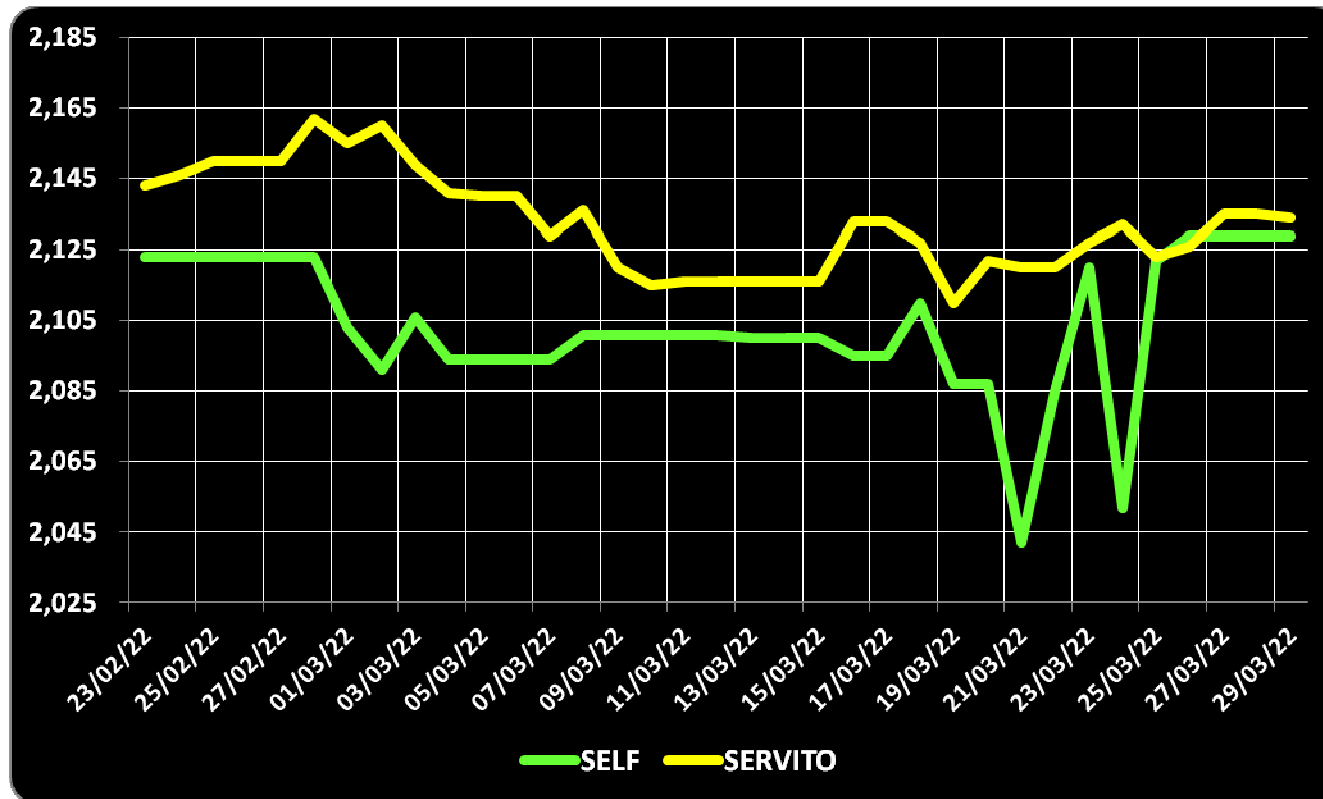
# GRAFICO GPL EURO/LITRO (dal 22.03.2022 riduzione accisa da 0,14727 a 0,10044 euro/litro)



# GRAFICO METANO EURO/KG



# GRAFICO GNL EURO/KG



## 4.PREZZI MINIMI, MEDI E MASSIMI NAZIONALI IN EXTRARETE BENZINA E GASOLIO

Data	BENZINA EXTRARETE EURO/LITRO				GASOLIO EXTRARETE EURO/LITRO			
	MINIMO	MEDIO	MASSIMO	DELTA MAX VS/ MIN	MINIMO	MEDIO	MASSIMO	DELTA MAX VS/ MIN
23/02/22	1,728	1,740	1,765	0,038	1,598	1,608	1,630	0,032
24/02/22	1,730	1,745	1,769	0,039	1,604	1,616	1,640	0,035
25/02/22	1,740	1,776	1,806	0,066	1,623	1,647	1,675	0,052
26/02/22	1,740	1,776	1,806	0,066	1,623	1,647	1,675	0,052
27/02/22	1,740	1,776	1,806	0,066	1,623	1,647	1,675	0,052
28/02/22	1,740	1,776	1,806	0,066	1,623	1,647	1,675	0,052
01/03/22	1,746	1,785	1,818	0,072	1,615	1,667	1,696	0,081
02/03/22	1,797	1,848	1,898	0,101	1,660	1,716	1,751	0,090
03/03/22	1,809	1,899	1,964	0,155	1,729	1,820	1,898	0,170
04/03/22	1,842	1,985	2,031	0,189	1,808	1,928	1,992	0,184
05/03/22	1,842	1,985	2,031	0,189	1,808	1,928	1,992	0,184
06/03/22	1,842	1,985	2,031	0,189	1,808	1,928	1,992	0,184
07/03/22	1,842	1,985	2,031	0,189	1,808	1,928	1,992	0,184
08/03/22	1,922	2,095	2,206	0,284	1,963	2,115	2,190	0,227
09/03/22	1,983	2,176	2,300	0,317	2,069	2,228	2,311	0,242
10/03/22	2,025	2,145	2,386	0,361	2,062	2,269	2,316	0,254
11/03/22	1,951	2,072	2,230	0,372	1,964	2,132	2,230	0,266
12/03/22	1,951	2,072	2,230	0,372	1,964	2,132	2,230	0,266
13/03/22	1,951	2,072	2,230	0,372	1,964	2,132	2,230	0,266
14/03/22	1,951	2,072	2,230	0,372	1,964	2,132	2,230	0,266
15/03/22	1,887	1,980	2,079	0,237	1,857	1,969	2,079	0,222
16/03/22	1,864	1,954	2,012	0,148	1,829	1,941	2,017	0,188
17/03/22	1,806	1,894	2,037	0,232	1,747	1,836	1,922	0,174
18/03/22	1,796	1,886	2,029	0,233	1,757	1,846	1,932	0,176
19/03/22	1,796	1,886	2,029	0,233	1,757	1,846	1,932	0,176
20/03/22	1,796	1,886	2,029	0,233	1,757	1,846	1,932	0,176
21/03/22	1,796	1,886	2,029	0,233	1,757	1,846	1,932	0,176

Data	BENZINA EXTRARETE EURO/LITRO				GASOLIO EXTRARETE EURO/LITRO			
	MINIMO	MEDIO	MASSIMO	DELTA MAX VS/ MIN	MINIMO	MEDIO	MASSIMO	DELTA MAX VS/ MIN
22/03/22	1,840	1,912	1,948	0,109	1,880	1,948	2,017	0,137
23/03/22	1,596	1,669	1,699	0,104	1,649	1,715	1,784	0,134
24/03/22	1,581	1,620	1,702	0,121	1,651	1,700	1,884	0,233
25/03/22	1,615	1,655	1,736	0,121	1,725	1,774	1,958	0,233
26/03/22	1,615	1,655	1,736	0,121	1,725	1,774	1,958	0,233
27/03/22	1,615	1,655	1,736	0,121	1,725	1,774	1,958	0,233
28/03/22	1,615	1,655	1,736	0,121	1,725	1,774	1,958	0,233
29/03/22	1,618	1,648	1,702	0,084	1,708	1,733	1,784	0,076
<b>Variazione</b>	<b>-0,110</b>	<b>-0,092</b>	<b>-0,063</b>	<b>+0,046</b>	<b>+0,110</b>	<b>+0,124</b>	<b>+0,154</b>	<b>+0,044</b>
<b>Variazione %</b>	<b>-6,36</b>	<b>-5,29</b>	<b>-3,59</b>	<b>122,58</b>	<b>6,87</b>	<b>7,74</b>	<b>9,43</b>	<b>138,46</b>

# GRAFICO BENZINA E GASOLIO EXTRARETE – MEDIA - EURO/KG



## 5.QUOTAZIONI ENERGIA ELETTRICA PUN ITALIA E GAS PSV ITALIA

Data	PUN ITALIA ELETTRICITÀ EURO/KWh	PSV ITALIA GAS EURO/M <sup>3</sup> STANDARD
23/02/22	0,191	0,829
24/02/22	0,218	0,848
25/02/22	0,284	0,855
26/02/22	0,250	0,855
27/02/22	0,203	0,855
28/02/22	0,247	0,875
01/03/22	0,271	1,268
02/03/22	0,275	1,408
03/03/22	0,363	1,581
04/03/22	0,383	1,640
05/03/22	0,363	1,640
06/03/22	0,378	1,640
07/03/22	0,454	2,061
08/03/22	0,588	2,112
09/03/22	0,463	2,034
10/03/22	0,388	1,959
11/03/22	0,371	1,897
12/03/22	0,281	1,897
13/03/22	0,307	1,897
14/03/22	0,323	1,863
15/03/22	0,301	1,767
16/03/22	0,281	1,186
17/03/22	0,262	1,041
18/03/22	0,247	1,092
19/03/22	0,253	1,092
20/03/22	0,228	1,092
21/03/22	0,244	1,047
22/03/22	0,242	0,988

Data	PUN ITALIA ELETTRICITÀ EURO/KWh	PSV ITALIA GAS EURO/M <sup>3</sup> STANDARD
23/03/22	0,239	1,008
24/03/22	0,245	1,206
25/03/22	0,276	1,092
26/03/22	0,235	1,092
27/03/22	0,207	1,092
28/03/22	0,252	1,032
29/03/22	0,249	1,084
<b>Variazione assoluta</b>	<b>+0,110</b>	<b>+0,255</b>
<b>Variazione %</b>	<b>+57,27%</b>	<b>+113,21%</b>

## GRAFICO ELETTRICITÀ PUN ITALIA EURO/KWh



# GRAFICO GAS PSV ITALIA EURO/M<sup>3</sup>STANDARD

