



DINAMICHE PREZZI CONTRATTO E PREZZI ITALIA G.P.L.

Dati mensili gennaio 2011 – maggio 2024

09.06.2024

A. PREZZI MENSILI DI CONTRATTO (BETHIOUA, ALGERIA)

TAVOLA 1 – PREZZO DI CONTRATTO PROPANO E BUTANO - \$/TONN E €/KLT – TASSO DI CAMBIO €/€

MESE	PROPANO \$/TONN	BUTANO \$/TONN	CAMBIO €/€	PROPANO €/KLT	BUTANO €/KLT
GEN11	975,00	860,00	1,3367	401,230	353,900
FEB11	845,00	830,00	1,3645	340,630	334,580
MAR11	850,00	865,00	1,3998	334,020	339,910
APR11	925,00	935,00	1,4452	352,050	355,860
MAG11	965,00	1.010,00	1,4361	369,620	386,850
GIU11	855,00	905,00	1,4382	326,990	346,120
LUG11	820,00	848,00	1,4278	315,910	326,700
AGO11	880,00	915,00	1,4333	337,730	351,160
SET11	830,00	915,00	1,3782	331,260	365,180
OTT11	770,00	865,00	1,3717	308,760	346,860
NOV11	775,00	830,00	1,3556	314,470	336,780
DIC11	790,00	830,00	1,3187	329,530	346,220
GEN12	810,00	910,00	1,2904	345,270	287,890
FEB12	950,00	1.005,00	1,3226	395,100	417,980
MAR12	1.160,00	1.110,00	1,3204	483,250	462,420
APR12	955,00	1.005,00	1,3161	399,130	420,020
MAG12	815,00	940,00	1,2815	349,830	403,480
GIU12	660,00	690,00	1,2515	290,090	303,280
LUG12	580,00	590,00	1,2294	259,500	263,980
AGO12	765,00	760,00	1,2384	339,790	337,570
SET12	930,00	925,00	1,2859	397,810	395,670
OTT12	965,00	970,00	1,2975	409,090	411,210
NOV12	1.020,00	1.025,00	1,2820	437,630	439,780
DIC12	975,00	980,00	1,3111	409,060	411,160
GEN13	880,00	900,00	1,3280	364,490	372,770
FEB13	865,00	905,00	1,3366	355,980	372,450
MAR13	825,00	905,00	1,2966	350,000	383,940

MESE	PROPANO \$/TONN	BUTANO \$/TONN	CAMBIO €/€	PROPANO €/KLT	BUTANO €/KLT
APR13	725,00	810,00	1,3019	306,310	342,230
MAG13	620,00	715,00	1,2984	262,660	302,910
GIU13	660,00	725,00	1,3181	275,420	302,550
LUG13	745,00	770,00	1,3079	313,320	323,840
AGO13	805,00	810,00	1,3309	332,700	334,760
SET13	840,00	872,00	1,3349	346,130	359,320
OTT13	750,00	850,00	1,3640	302,450	342,770
NOV13	800,00	885,00	1,3493	326,130	360,780
DIC13	1.030,00	1.120,00	1,3702	413,490	449,620
GEN14	910,00	1.005,00	1,3619	367,528	405,897
FEB14	805,00	870,00	1,3649	324,410	350,605
MAR14	740,00	820,00	1,3824	294,453	326,285
APR14	755,00	805,00	1,3816	300,590	320,497
MAG14	720,00	730,00	1,3734	288,354	292,359
GIU14	755,00	730,00	1,3594	305,500	295,384
LUG14	750,00	810,00	1,3539	304,715	329,092
AGO14	705,00	770,00	1,3319	291,154	317,998
SET14	655,00	730,00	1,2892	279,468	311,468
OTT14	675,00	715,00	1,2676	292,914	310,272
NOV14	545,00	535,00	1,2465	240,491	236,078
DIC14	440,00	515,00	1,2323	196,399	229,876
GEN15	340,00	380,00	1,1638	160,697	179,602
FEB15	325,00	340,00	1,1350	157,505	164,774
MAR15	405,00	470,00	1,0839	205,530	238,510
APR15	375,00	435,00	1,0777	192,393	223,175
MAG15	365,00	420,00	1,1161	179,885	206,991
GIU15	310,00	360,00	1,1219	151,990	176,504
LUG15	315,00	350,00	1,1004	157,460	174,950
AGO15	295,00	300,00	1,1135	145,726	148,196
SET15	265,00	285,00	1,1227	129,830	139,630
OTT15	310,00	375,00	1,1230	151,840	183,680

MESE	PROPANO \$/TONN	BUTANO \$/TONN	CAMBIO €//\$	PROPANO €/KLT	BUTANO €/KLT
NOV15	315,00	380,00	1,0742	161,299	194,583
DIC15	355,00	385,00	1,0888	184,112	199,671
GEN16	287,00	335,00	1,0866	145,284	169,583
FEB16	230,00	285,00	1,0866	116,430	144,272
MAR16	230,00	285,00	1,1109	113,883	141,116
APR16	260,00	295,00	1,1340	126,115	143,092
MAG16	270,00	312,00	1,1309	131,324	151,753
GIU16	290,00	300,00	1,1220	142,171	147,074
LUG16	290,00	310,00	1,1076	144,019	153,952
AGO16	252,00	262,00	1,1217	123,575	128,479
SET16	280,00	325,00	1,1216	137,318	159,386
OTT16	305,00	360,00	1,1025	152,169	179,610
NOV16	350,00	383,00	1,0800	178,259	195,066
DIC16	345,00	380,00	1,0651	178,170	196,245
GEN17	400,00	430,00	1,0619	207,197	222,736
FEB17	440,00	500,00	1,0647	227,317	258,315
MAR17	405,00	490,00	1,0672	208,745	252,555
APR17	350,00	380,00	1,0714	179,689	195,091
MAG17	330,00	350,00	1,1052	164,240	174,194
GIU17	355,00	355,00	1,1217	174,084	174,084
LUG17	315,00	315,00	1,1515	150,471	150,471
AGO17	400,00	410,00	1,1804	186,396	191,056
SET17	475,00	475,00	1,1927	219,063	219,063
OTT17	525,00	520,00	1,1752	245,727	243,387
NOV17	525,00	528,00	1,1740	245,979	247,384
DIC17	560,00	530,00	1,1844	260,073	246,141
GEN18	550,00	530,00	1,2198	248,016	238,998
FEB18	475,00	485,00	1,2358	211,423	215,874
MAR18	430,00	440,00	1,2329	191,843	196,305
APR18	435,00	450,00	1,2268	195,039	201,765
MAG18	470,00	485,00	1,1828	218,571	225,547

MESE	PROPANO \$/TONN	BUTANO \$/TONN	CAMBIO €/€	PROPANO €/KLT	BUTANO €/KLT
GIU18	530,00	540,00	1,1675	249,704	254,415
LUG18	530,00	540,00	1,1680	249,597	254,306
AGO18	555,00	570,00	1,1538	264,587	271,738
SET18	585,00	605,00	1,1658	276,018	285,455
OTT18	625,00	655,00	1,1481	299,438	313,811
NOV18	515,00	515,00	1,1366	249,233	249,233
DIC18	385,00	375,00	1,1383	186,042	181,209
GEN19	385,00	365,00	1,1419	185,455	175,821
FEB19	405,00	430,00	1,1351	196,258	208,373
MAR19	420,00	490,00	1,1298	204,481	238,562
APR19	410,00	480,00	1,1238	200,679	234,941
MAG19	425,00	465,00	1,1186	208,987	228,657
GIU19	380,00	380,00	1,1288	185,171	185,171
LUG19	335,00	340,00	1,1219	164,247	166,698
AGO19	286,00	295,00	1,1119	141,484	145,936
SET19	286,00	312,00	1,1010	142,884	155,874
OTT19	325,00	400,00	1,1057	161,678	198,989
NOV19	360,00	440,00	1,1053	179,155	218,967
DIC19	405,00	450,00	1,1111	200,497	222,775
GEN20	467,00	470,00	1,1103	231,357	232,843
FEB20	360,00	480,00	1,0911	181,486	241,982
MAR20	305,00	405,00	1,1052	151,798	201,567
APR20	155,00	145,00	1,0853	78,558	73,489
MAG20	210,00	195,00	1,0904	105,935	98,368
GIU20	225,00	245,00	1,1257	109,943	119,715
LUG20	260,00	340,00	1,1443	124,980	163,435
AGO20	285,00	310,00	1,1829	132,527	144,152
SET20	308,00	340,00	1,1792	143,671	158,598
OTT20	365,00	380,00	1,1774	170,520	177,528
NOV20	360,00	400,00	1,1841	167,232	185,814
DIC20	375,00	420,00	1,2174	169,435	189,768

MESE	PROPANO \$/TONN	BUTANO \$/TONN	CAMBIO €//\$	PROPANO €/KLT	BUTANO €/KLT
GEN21	485,00	490,00	1,2179	219,046	221,305
FEB21	495,00	510,00	1,2095	225,116	231,937
MAR21	545,00	535,00	1,1896	252,001	247,377
APR21	500,00	510,00	1,1948	230,187	234,791
MAG21	465,00	460,00	1,2137	210,740	208,474
GIU21	495,00	492,00	1,2013	226,652	225,279
LUG21	595,00	605,00	1,1822	276,842	281,495
AGO21	620,00	650,00	1,1770	289,749	303,769
SET21	640,00	670,00	1,1779	298,867	312,876
OTT21	808,00	742,00	1,1604	383,010	351,724
NOV21	820,00	825,00	1,1406	395,460	397,872
DIC21	730,00	715,00	1,1327	354,514	347,229
GEN22	700,00	715,00	1,1313	340,350	347,644
FEB22	705,00	800,00	1,1348	341,724	387,772
MAR22	830,00	860,00	1,1009	414,702	429,691
APR22	870,00	930,00	1,0836	441,628	472,085
MAG22	730,00	835,00	1,0573	379,779	434,405
GIU22	730,00	825,00	1,0569	379,923	429,365
LUG22	700,00	650,00	1,0188	377,933	350,938
AGO22	660,00	645,00	1,0133	358,271	350,129
SET22	640,00	612,00	0,9913	355,125	339,588
OTT22	550,00	545,00	0,9814	308,264	305,462
NOV22	572,00	590,00	1,0209	308,190	317,889
DIC22	580,00	600,00	1,0591	301,229	311,616
GEN23	560,00	580,00	1,0761	286,245	296,468
FEB23	720,00	640,00	1,0712	369,716	328,636
MAR23	640,00	690,00	1,0684	329,498	355,240
APR23	495,00	510,00	1,0962	248,383	255,910
MAG23	485,00	490,00	1,0871	245,402	247,932
GIU23	405,00	405,00	1,0842	205,472	205,472
LUG23	400,00	335,00	1,1046	199,187	166,819

MESE	PROPANO \$/TONN	BUTANO \$/TONN	CAMBIO €/€	PROPANO €/KLT	BUTANO €/KLT
AGO23	470,00	465,00	1,0908	237,006	234,484
SET23	530,00	550,00	1,0689	272,738	283,030
OTT23	560,00	570,00	1,0562	291,641	296,848
NOV23	560,00	535,00	1,0804	285,108	272,380
DIC23	520,00	540,00	1,0815	264,474	274,646
GEN24	510,00	540,00	1,0910	257,129	272,255
FEB24	520,00	540,00	1,0800	264,841	275,028
MAR24	540,00	550,00	1,0864	273,407	278,470
APR24	535,00	570,00	1,0727	274,335	292,282
MAG24	500,00	490,00	1,0823	254,114	249,032



GRAFICO 1 – DINAMICA PREZZI DI CONTRATTO BUTANO E PROPANO \$/TONN

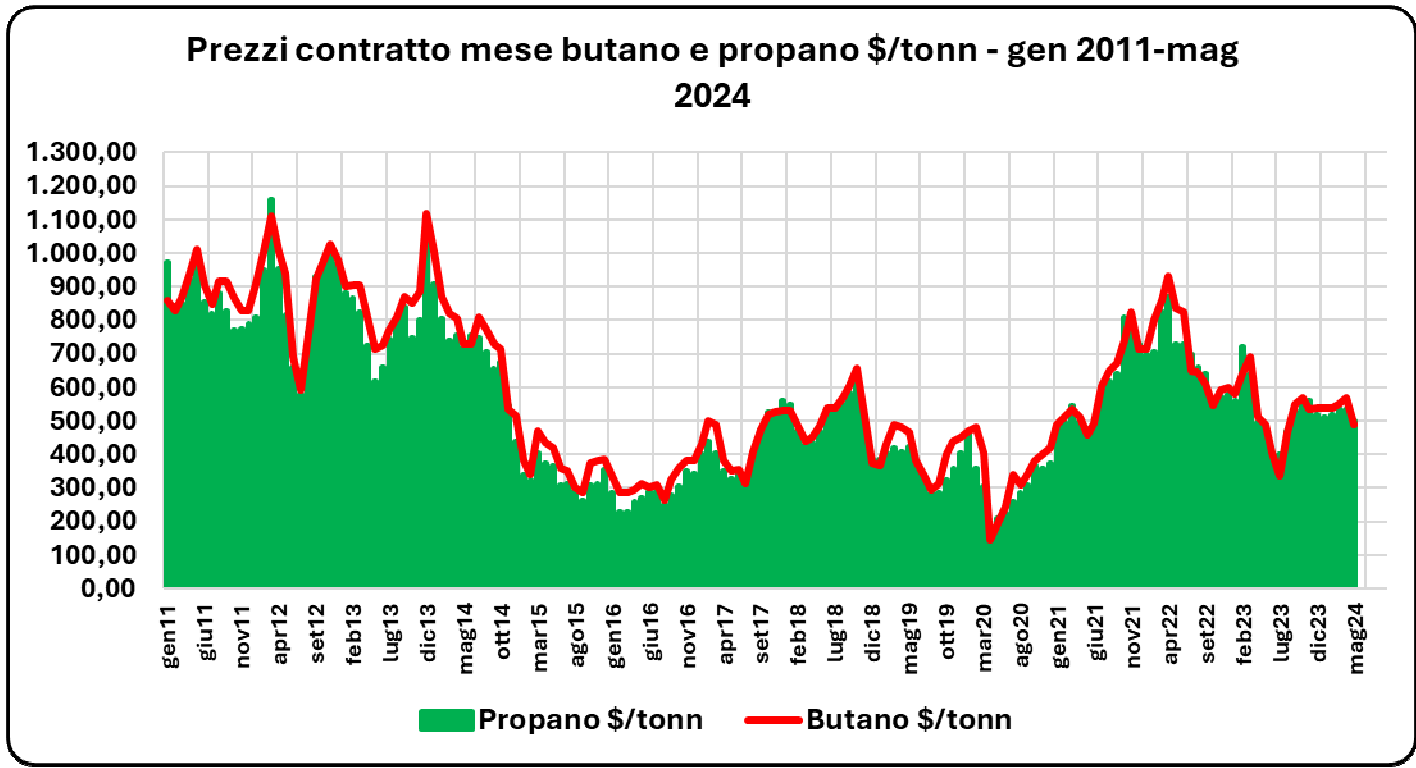


GRAFICO 2 – DINAMICA PREZZI DI CONTRATTO BUTANO E PROPANO €/KLT

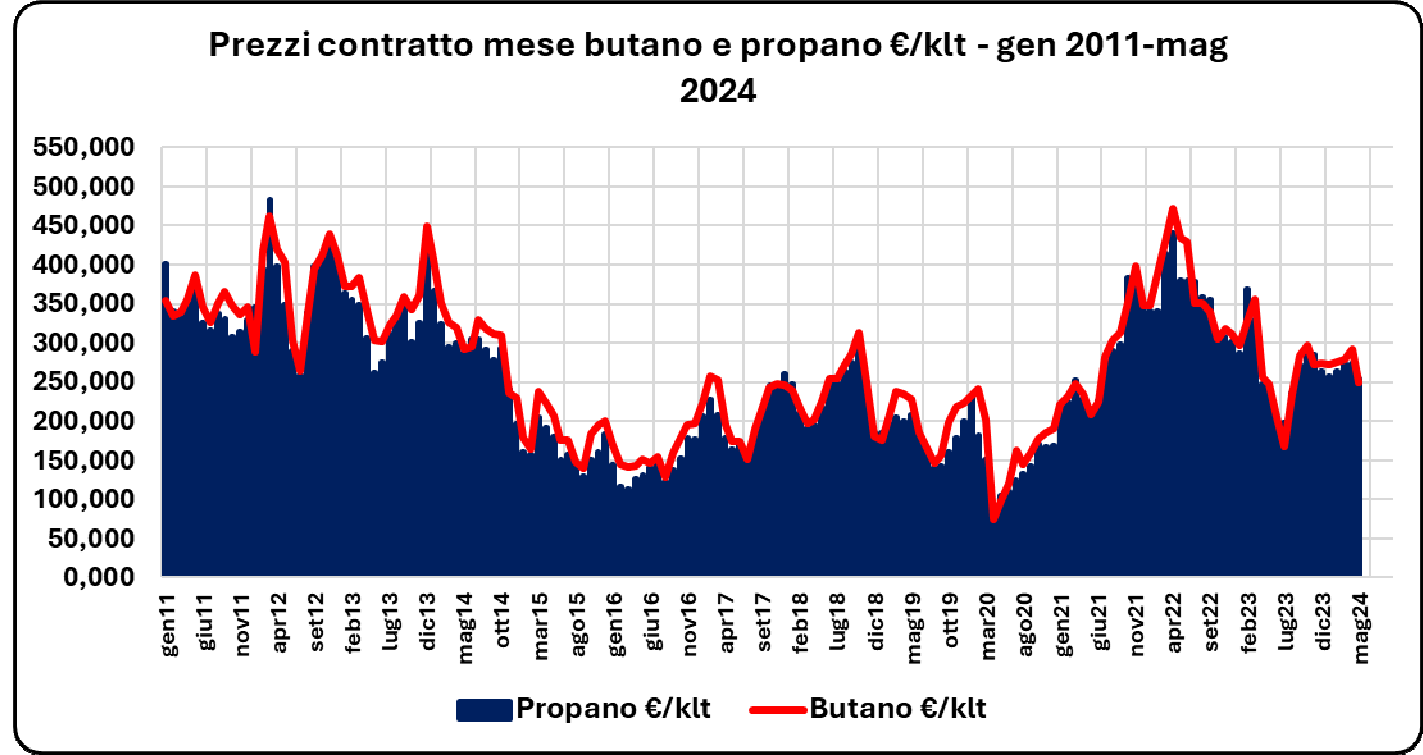


TAVOLA 2 – PREZZO DI CONTRATTO MISCELA (70 % BUTANO/30 % PROPANO) €/KLT

MESE	MISCELA €/KLT	MESE	MISCELA €/KLT	MESE	MISCELA €/KLT	MESE	MISCELA €/KLT	MESE	MISCELA €/KLT
GEN11	368,099	GEN14	394,386	GEN17	218,074	GEN20	232,397	GEN23	293,401
FEB11	336,395	FEB14	342,746	FEB17	249,015	FEB20	223,833	FEB23	340,960
MAR11	338,143	MAR14	316,735	MAR17	239,412	MAR20	186,636	MAR23	347,517
APR11	354,717	APR14	314,525	APR17	190,471	APR20	75,010	APR23	253,652
MAG11	381,681	MAG14	291,158	MAG17	171,208	MAG20	100,638	MAG23	247,173
GIU11	340,381	GIU14	298,419	GIU17	174,084	GIU20	116,783	GIU23	205,472
LUG11	323,463	LUG14	321,779	LUG17	150,471	LUG20	151,898	LUG23	176,530
AGO11	347,131	AGO14	309,945	AGO17	189,658	AGO20	140,664	AGO23	235,241
SET11	355,004	SET14	301,868	SET17	219,063	SET20	154,120	SET23	279,942
OTT11	335,430	OTT14	305,064	OTT17	244,089	OTT20	175,425	OTT23	295,286
NOV11	330,087	NOV14	237,402	NOV17	246,963	NOV20	180,239	NOV23	276,198
DIC11	341,213	DIC14	219,833	DIC17	250,321	DIC20	183,668	DIC23	271,594
GEN12	305,104	GEN15	173,930	GEN18	241,703	GEN21	220,627	GEN24	267,717
FEB12	411,116	FEB15	162,593	FEB18	214,538	FEB21	229,891	FEB24	271,972
MAR12	468,669	MAR15	228,616	MAR18	194,966	MAR21	248,764	MAR24	276,951
APR12	413,753	APR15	213,941	APR18	199,747	APR21	233,410	APR24	286,898
MAG12	387,385	MAG15	198,860	MAG18	223,454	MAG21	209,154	MAG24	250,556
GIU12	299,323	GIU15	169,150	GIU18	253,002	GIU21	225,691		
LUG12	262,636	LUG15	169,703	LUG18	252,893	LUG21	280,099		
AGO12	338,236	AGO15	147,455	AGO18	269,593	AGO21	299,563		
SET12	396,312	SET15	136,690	SET18	282,624	SET21	308,673		
OTT12	410,574	OTT15	174,128	OTT18	309,499	OTT21	361,110		
NOV12	439,135	NOV15	184,598	NOV18	249,233	NOV21	397,148		
DIC12	410,530	DIC15	195,003	DIC18	182,659	DIC21	349,415		
GEN13	370,286	GEN16	162,293	GEN19	178,711	GEN22	345,456		
FEB13	367,509	FEB16	135,919	FEB19	204,738	FEB22	373,958		
MAR13	373,758	MAR16	132,946	MAR19	228,338	MAR22	425,195		
APR13	331,454	APR16	137,999	APR19	224,662	APR22	462,948		
MAG13	290,835	MAG16	145,624	MAG19	222,756	MAG22	418,017		

MESE	MISCELA €/KLT	MESE	MISCELA €/KLT	MESE	MISCELA €/KLT	MESE	MISCELA €/KLT	MESE
GIU13	294,411	GIU16	145,603	GIU19	185,171	GIU22	414,532	
LUG13	320,684	LUG16	150,972	LUG19	165,963	LUG22	359,037	
AGO13	334,142	AGO16	127,007	AGO19	144,600	AGO22	352,572	
SET13	355,363	SET16	152,766	SET19	151,977	SET22	344,249	
OTT13	330,674	OTT16	171,378	OTT19	187,796	OTT22	306,302	
NOV13	350,385	NOV16	190,024	NOV19	207,023	NOV22	314,979	
DIC13	438,781	DIC16	190,823	DIC19	216,091	DIC22	308,500	

GRAFICO 3 – DINAMICA PREZZI DI CONTRATTO MISCELA (70 B-30 P) €/KLT

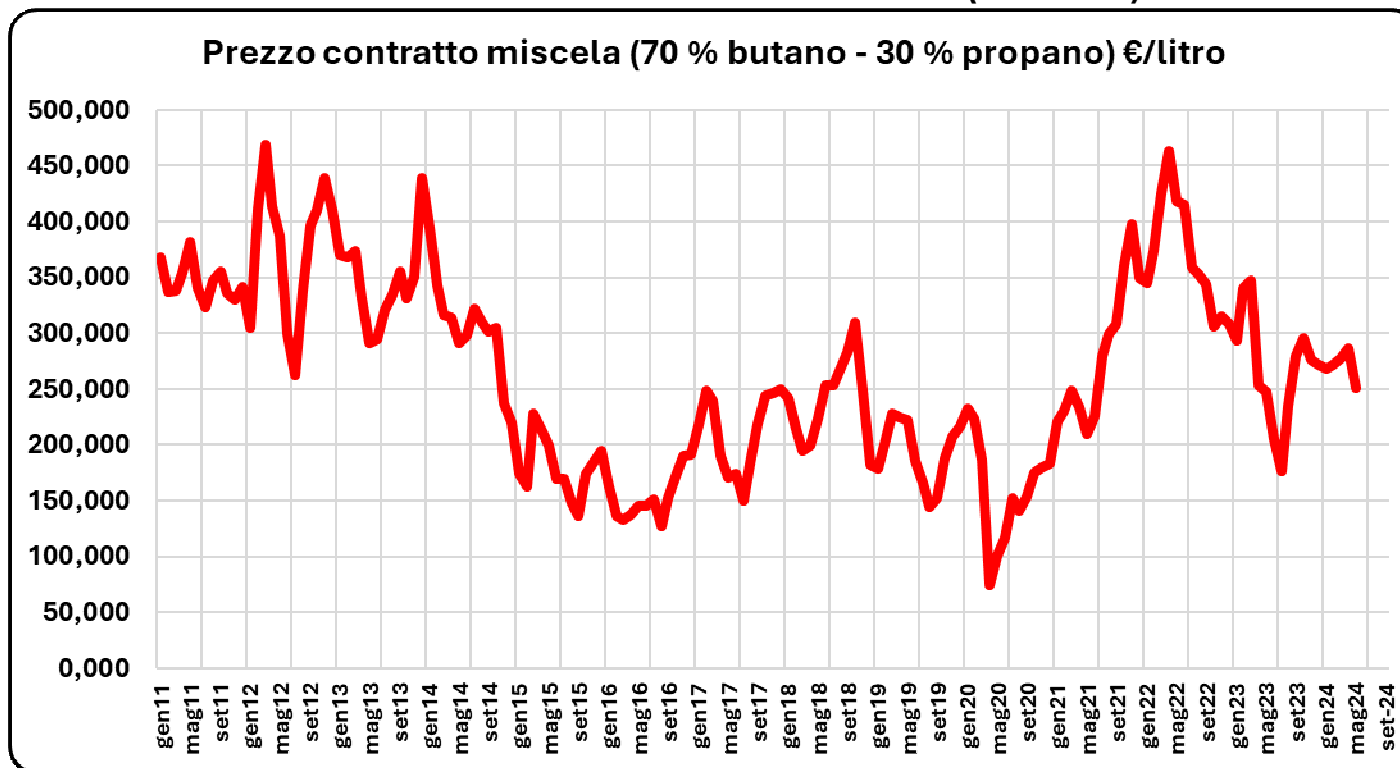
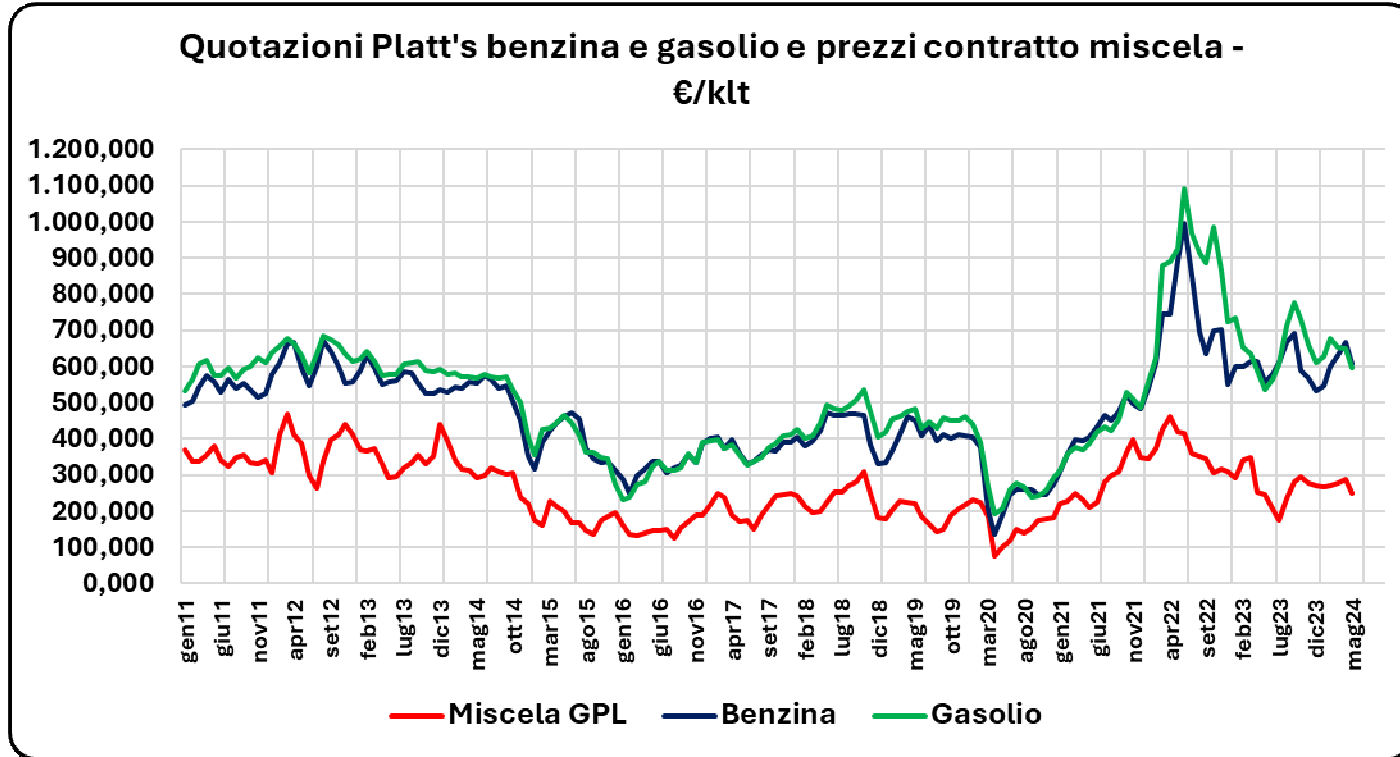


GRAFICO 4 – DINAMICA PREZZI DI CONTRATTO MISCELA E QUOTAZIONI PLATT'S BENZINA E GASOLIO - €/KLT



Correlazione prezzo contratto miscela GPL – quotazione Platt's benzina Mediterraneo = **0,80192**

Correlazione prezzo contratto miscela GPL – quotazione Platt's gasolio Mediterraneo = **0,78458**

$$Correl(X, Y) = \frac{\sum (x - \bar{x})(y - \bar{y})}{\sqrt{\sum (x - \bar{x})^2 \sum (y - \bar{y})^2}}$$

B. PREZZI MENSILI ITALIA MASE E FATTORI DEL PREZZO - €/KLT

TAVOLA 3 – PREZZI MASE E FATTORI DI COMPOSIZIONE DEL PREZZO €/KLT

MESE	PREZZO MASE	IVA	ACCISA	IMPOSTE TOTALI	PREZZO CONTRATTO	MARGINE IND.LE	PREZZO IND.LE
GEN11	768,21	128,04	125,27	253,31	368,10	146,80	514,90
FEB11	790,85	131,81	125,27	257,08	336,40	197,38	533,77
MAR11	792,49	132,08	125,27	257,35	338,14	197,00	535,14
APR11	789,85	131,64	125,27	256,91	354,72	178,22	532,94
MAG11	779,26	129,88	125,27	255,15	381,68	142,44	524,12
GIU11	755,28	125,88	125,27	251,15	340,38	163,75	504,13
LUG11	734,65	122,44	125,27	247,71	323,46	163,48	486,94
AGO11	727,73	121,28	125,27	246,55	347,13	134,04	481,17
SET11	731,34	123,92	125,27	249,19	355,00	127,15	482,15
OTT11	730,11	126,71	125,27	251,98	335,43	142,69	478,12
NOV11	725,24	125,87	125,27	251,14	330,09	144,01	474,10
DIC11	735,09	127,58	143,01	270,59	341,21	123,29	464,50
GEN12	753,96	130,85	147,27	278,12	305,10	170,74	475,84
FEB12	792,17	137,48	147,27	284,75	411,12	96,29	507,41
MAR12	868,02	150,65	147,27	297,92	468,67	101,43	570,10
APR12	888,82	154,26	147,27	301,53	413,75	173,54	587,29
MAG12	843,28	146,35	147,27	293,62	387,39	162,27	549,65
GIU12	794,58	137,90	147,27	285,17	299,32	210,09	509,41
LUG12	742,02	128,78	147,27	276,05	262,64	203,33	465,97
AGO12	768,57	133,39	147,27	280,66	338,24	149,67	487,91
SET12	818,25	142,01	147,27	289,28	396,31	132,66	528,97
OTT12	851,43	147,77	147,27	295,04	410,57	145,82	556,39
NOV12	872,80	151,48	147,27	298,75	439,14	134,92	574,05
DIC12	880,12	152,75	147,27	300,02	410,53	169,57	580,10
GEN13	872,03	151,34	147,27	298,61	370,29	203,12	573,41
FEB13	856,76	148,69	147,27	295,96	367,51	193,29	560,80
MAR13	841,49	146,04	147,27	293,31	373,76	174,41	548,17

MESE	PREZZO MASE	IVA	ACCISA	IMPOSTE TOTALI	PREZZO CONTRATTO	MARGINE IND.LE	PREZZO IND.LE
APR13	811,66	140,87	147,27	288,14	331,45	192,08	523,53
MAG13	773,74	134,28	147,27	281,55	290,84	201,35	492,18
GIU13	753,35	130,75	147,27	278,02	294,41	180,92	475,33
LUG13	768,03	133,29	147,27	280,56	320,68	166,79	487,47
AGO13	787,69	136,71	147,27	283,98	334,14	169,58	503,72
SET13	797,57	138,42	147,27	285,69	355,36	156,52	511,88
OTT13	788,34	142,16	147,27	289,43	330,67	168,25	498,92
NOV13	782,11	141,04	147,27	288,31	350,39	143,43	493,81
DIC13	844,80	152,34	147,27	299,61	438,78	106,41	545,19
GEN14	874,90	157,77	147,27	305,04	394,39	175,47	569,86
FEB14	823,39	148,48	147,27	295,75	342,75	184,89	527,64
MAR14	785,64	141,68	147,27	288,95	316,74	179,96	496,70
APR14	768,60	138,60	147,27	285,87	314,52	168,20	482,72
MAG14	761,25	137,27	147,27	284,54	291,16	185,55	476,71
GIU14	764,81	137,92	147,27	285,19	298,42	181,20	479,62
LUG14	770,29	138,90	147,27	286,17	321,78	162,34	484,12
AGO14	768,31	138,55	147,27	285,82	309,94	172,55	482,49
SET14	759,38	136,94	147,27	284,21	301,87	173,30	475,17
OTT14	750,62	135,36	147,27	282,63	305,06	162,93	467,99
NOV14	725,06	130,75	147,27	278,02	237,40	209,64	447,04
DIC14	685,83	123,68	147,27	270,95	219,83	195,06	414,89
GEN15	630,24	113,65	147,27	260,92	173,93	195,39	369,32
FEB15	619,99	111,80	147,27	259,07	162,59	198,32	360,91
MAR15	641,66	115,71	147,27	262,98	228,62	150,06	378,68
APR15	654,18	117,97	147,27	265,24	213,94	175,00	388,94
MAG15	641,71	115,71	147,27	262,98	198,86	179,87	378,73
GIU15	620,95	111,97	147,27	259,24	169,15	192,55	361,70
LUG15	602,40	108,63	147,27	255,90	169,70	176,80	346,50
AGO15	598,18	107,87	147,27	255,14	147,46	195,58	343,04
SET15	584,95	105,49	147,27	252,76	136,69	195,50	332,19
OTT15	582,06	104,96	147,27	252,23	174,13	155,70	329,83

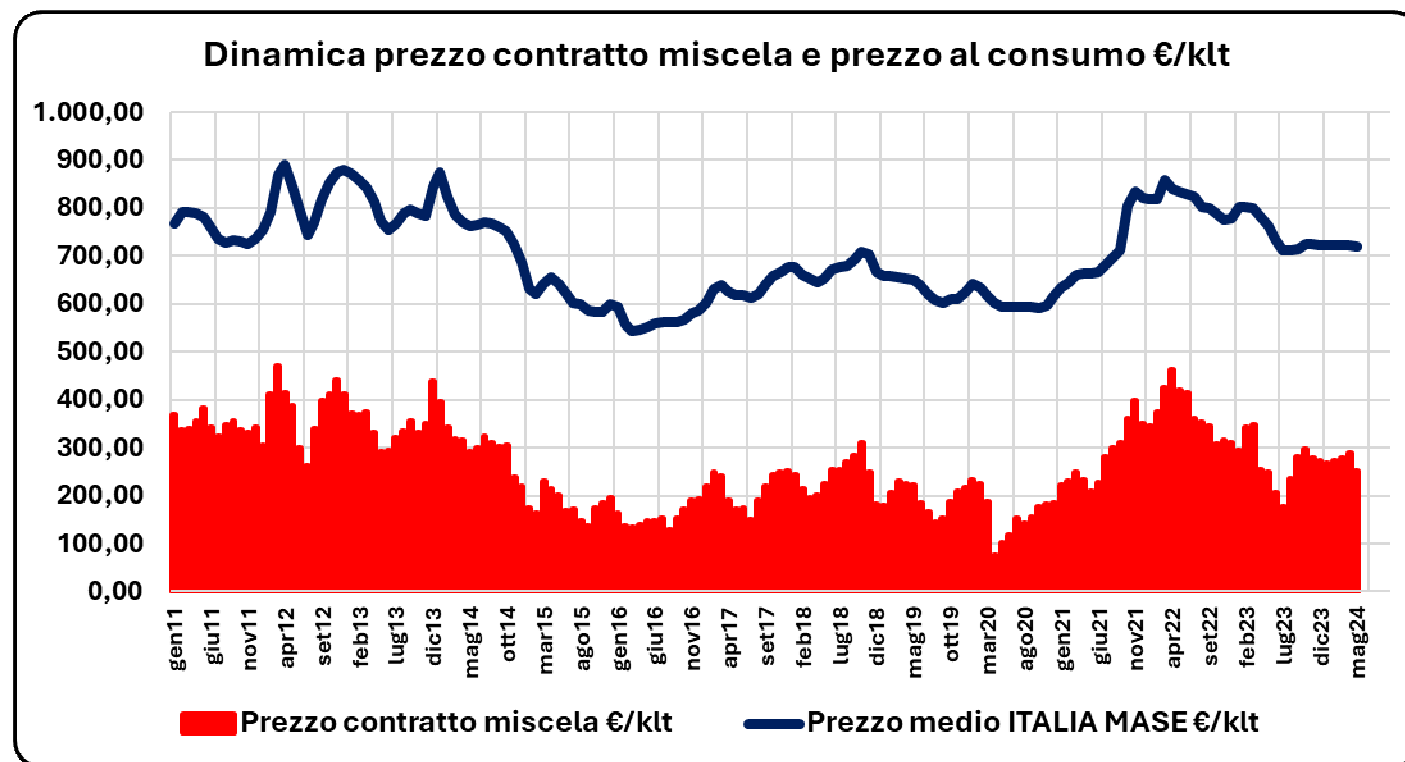
MESE	PREZZO MASE	IVA	ACCISA	IMPOSTE TOTALI	PREZZO CONTRATTO	MARGINE IND.LE	PREZZO IND.LE
NOV15	584,19	105,34	147,27	252,61	184,60	146,98	331,58
DIC15	598,72	107,96	147,27	255,23	195,00	148,48	343,48
GEN16	592,93	106,92	147,27	254,19	162,29	176,45	338,74
FEB16	556,62	100,38	147,27	247,65	135,92	173,06	308,98
MAR16	541,88	97,71	147,27	244,98	132,95	163,94	296,89
APR16	546,85	98,61	147,27	245,88	138,00	162,97	300,97
MAG16	551,17	99,39	147,27	246,66	145,62	158,89	304,51
GIU16	559,72	100,93	147,27	248,20	145,60	165,91	311,51
LUG16	562,90	101,51	147,27	248,78	150,97	163,16	314,13
AGO16	561,12	101,18	147,27	248,45	127,01	185,65	312,66
SET16	561,58	101,27	147,27	248,54	152,77	160,27	313,04
OTT16	565,73	102,02	147,27	249,29	171,38	145,06	316,44
NOV16	580,10	104,61	147,27	251,88	190,02	138,20	328,22
DIC16	585,02	105,49	147,27	252,76	190,82	141,44	332,26
GEN17	602,08	108,57	147,27	255,84	218,07	128,17	346,24
FEB17	631,78	113,93	147,27	261,20	249,02	121,56	370,58
MAR17	639,35	115,29	147,27	262,56	239,41	137,38	376,79
APR17	627,05	113,07	147,27	260,34	190,47	176,24	366,71
MAG17	618,00	111,44	147,27	258,71	171,21	188,07	359,28
GIU17	616,83	111,23	147,27	258,50	174,08	184,25	358,33
LUG17	613,40	110,61	147,27	257,88	150,47	205,05	355,52
AGO17	620,19	111,84	147,27	259,11	189,66	171,42	361,08
SET17	640,16	115,44	147,27	262,71	219,06	158,39	377,45
OTT17	657,85	118,63	147,27	265,90	244,09	147,86	391,95
NOV17	665,93	120,08	147,27	267,35	246,96	151,62	398,58
DIC17	675,15	121,75	147,27	269,02	250,32	155,81	406,13
GEN18	676,95	122,07	147,27	269,34	241,70	165,90	407,60
FEB18	660,47	119,10	147,27	266,37	214,54	179,56	394,10
MAR18	651,72	117,52	147,27	264,79	194,97	191,96	386,93
APR18	645,53	116,41	147,27	263,68	199,75	182,10	381,85
MAG18	653,32	117,81	147,27	265,08	223,45	164,79	388,24

MESE	PREZZO MASE	IVA	ACCISA	IMPOSTE TOTALI	PREZZO CONTRATTO	MARGINE IND.LE	PREZZO IND.LE
GIU18	670,04	120,83	147,27	268,10	253,00	148,94	401,94
LUG18	675,24	121,77	147,27	269,04	252,89	153,32	406,21
AGO18	678,27	122,31	147,27	269,58	269,59	139,10	408,69
SET18	691,26	124,65	147,27	271,92	282,62	136,71	419,33
OTT18	709,81	128,00	147,27	275,27	309,50	125,04	434,54
NOV18	702,85	126,74	147,27	274,01	249,23	179,60	428,83
DIC18	666,03	120,10	147,27	267,37	182,66	216,00	398,66
GEN19	657,04	118,48	147,27	265,75	178,71	212,58	391,29
FEB19	657,71	118,60	147,27	265,87	204,74	187,10	391,84
MAR19	656,00	118,29	147,27	265,56	228,34	162,10	390,44
APR19	653,62	117,87	147,27	265,14	224,66	163,82	388,48
MAG19	650,94	117,38	147,27	264,65	222,76	163,53	386,29
GIU19	638,15	115,08	147,27	262,35	185,17	190,63	375,80
LUG19	620,16	111,83	147,27	259,10	165,96	195,10	361,06
AGO19	608,21	109,68	147,27	256,95	144,60	206,66	351,26
SET19	602,26	108,61	147,27	255,88	151,98	194,40	346,38
OTT19	609,99	110,00	147,27	257,27	187,80	164,92	352,72
NOV19	610,38	110,07	147,27	257,34	207,02	146,02	353,04
DIC19	623,96	112,51	147,27	259,78	216,09	148,09	364,18
GEN20	641,47	115,67	147,27	262,94	232,40	146,13	378,53
FEB20	633,08	114,16	147,27	261,43	223,83	147,82	371,65
MAR20	617,01	111,26	147,27	258,53	186,64	171,84	358,48
APR20	601,34	108,44	147,27	255,71	75,01	270,62	345,63
MAG20	594,19	107,15	147,27	254,42	100,64	239,13	339,77
GIU20	593,64	107,05	147,27	254,32	116,78	222,54	339,32
LUG20	594,23	107,16	147,27	254,43	151,90	187,90	339,80
AGO20	594,61	107,23	147,27	254,50	140,66	199,45	340,11
SET20	592,80	106,90	147,27	254,17	154,12	184,51	338,63
OTT20	591,87	106,73	147,27	254,00	175,43	162,44	337,87
NOV20	596,76	107,61	147,27	254,88	180,24	161,64	341,88
DIC20	615,11	110,92	147,27	258,19	183,67	173,25	356,92

MESE	PREZZO MASE	IVA	ACCISA	IMPOSTE TOTALI	PREZZO CONTRATTO	MARGINE IND.LE	PREZZO IND.LE
GEN21	632,83	114,12	147,27	261,39	220,63	150,81	371,44
FEB21	644,12	116,15	147,27	263,42	229,89	150,81	380,70
MAR21	659,47	118,92	147,27	266,19	248,76	144,52	393,28
APR21	663,55	119,66	147,27	266,93	233,41	163,21	396,62
MAG21	663,28	119,61	147,27	266,88	209,15	187,25	396,40
GIU21	665,61	120,03	147,27	267,30	225,69	172,62	398,31
LUG21	680,71	122,75	147,27	270,02	280,10	130,59	410,69
AGO21	695,33	125,39	147,27	272,66	299,56	123,11	422,67
SET21	709,96	128,03	147,27	275,30	308,67	125,99	434,66
OTT21	804,80	145,13	147,27	292,40	361,11	151,29	512,40
NOV21	833,89	150,37	147,27	297,64	397,15	139,10	536,25
DIC21	821,36	148,12	147,27	295,39	349,41	176,56	525,97
GEN22	817,61	147,44	147,27	294,71	345,46	177,44	522,90
FEB22	818,37	147,57	147,27	294,84	373,96	149,57	523,53
MAR22	857,33	154,60	130,65	285,25	425,19	146,89	572,08
APR22	839,15	151,32	100,44	251,76	462,95	124,44	587,39
MAG22	833,89	150,37	100,44	250,81	418,02	165,06	583,08
GIU22	829,69	149,62	100,44	250,06	414,53	165,10	579,63
LUG22	824,57	148,69	100,44	249,13	359,04	216,40	575,44
AGO22	803,11	144,82	100,44	245,26	352,57	205,28	557,85
SET22	800,33	144,32	100,44	244,76	344,25	211,32	555,57
OTT22	788,64	142,22	100,44	242,66	306,30	239,68	545,98
NOV22	774,09	139,59	100,44	240,03	314,98	219,08	534,06
DIC22	778,64	140,41	119,17	259,58	308,50	210,56	519,06
GEN23	800,64	144,38	147,27	291,65	293,40	215,59	508,99
FEB23	801,04	144,45	147,27	291,72	340,96	168,36	509,32
MAR23	797,97	143,90	147,27	291,17	347,52	159,28	506,80
APR23	780,69	140,78	147,27	288,05	253,65	238,99	492,64
MAG23	760,78	137,19	147,27	284,46	247,17	229,15	476,32
GIU23	733,98	132,36	147,27	279,63	205,47	248,88	454,35
LUG23	711,95	128,38	147,27	275,65	176,53	259,77	436,30

MESE	PREZZO MASE	IVA	ACCISA	IMPOSTE TOTALI	PREZZO CONTRATTO	MARGINE IND.LE	PREZZO IND.LE
AGO23	710,48	128,12	147,27	275,39	235,24	199,85	435,09
SET23	713,88	128,73	147,27	276,00	279,94	157,94	437,88
OTT23	723,49	130,47	147,27	277,74	295,29	150,46	445,75
NOV23	725,80	130,88	147,27	278,15	276,20	171,45	447,65
DIC23	722,71	130,32	147,27	277,59	271,59	173,53	445,12
GEN24	720,77	129,97	147,27	277,24	267,72	175,81	443,53
FEB24	723,16	130,40	147,27	277,67	271,97	173,52	445,49
MAR24	722,23	130,24	147,27	277,51	276,95	167,77	444,72
APR24	721,70	130,14	147,27	277,41	286,90	157,39	444,29
MAG24	719,16	129,68	147,27	276,95	250,56	191,65	442,21

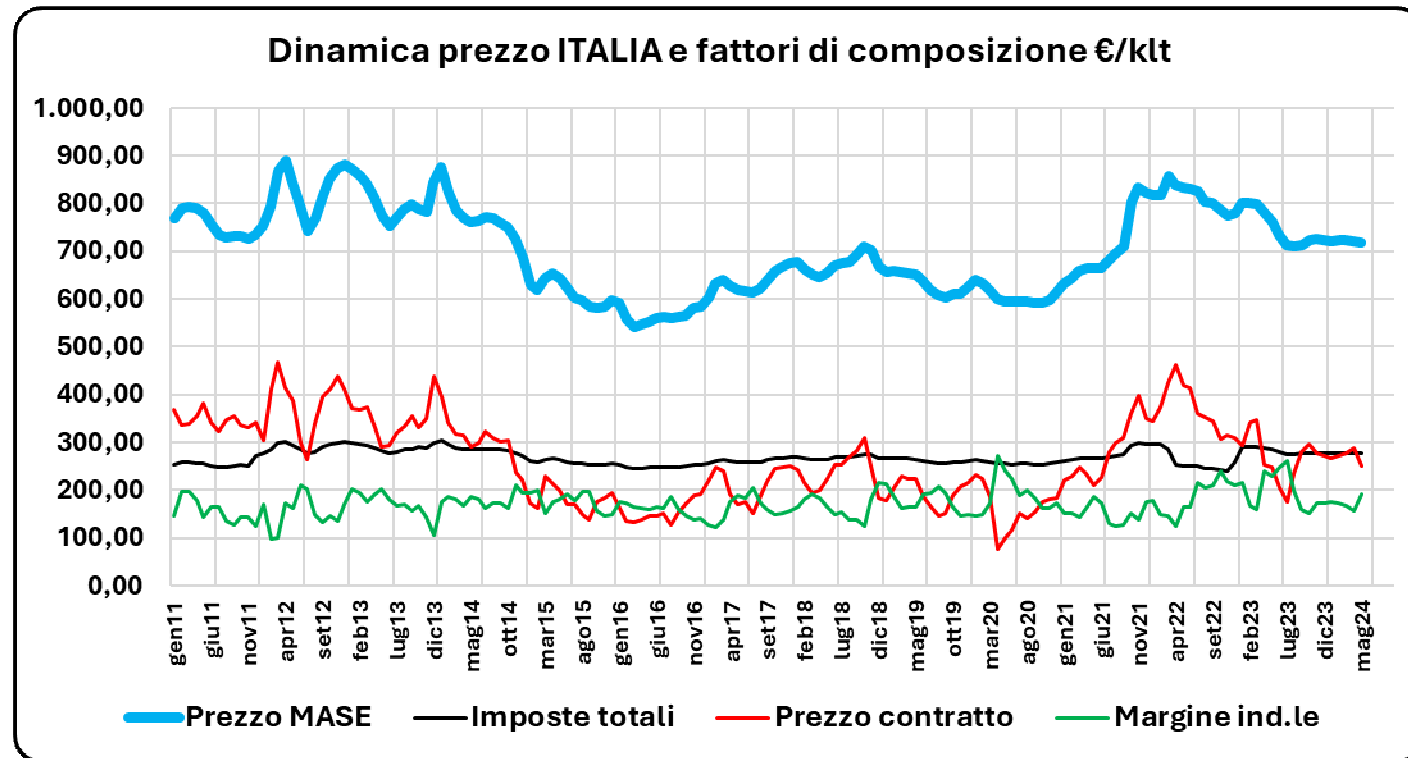
GRAFICO 5 – DINAMICA PREZZI DI CONTRATTO MISCELA E PREZZO ITALIA MASE - €/KLT



Correlazione prezzo contratto miscela GPL – prezzo al consumo ITALIA MASE = 0,93447

$$Correl(X, Y) = \frac{\sum (x - \bar{x})(y - \bar{y})}{\sqrt{\sum (x - \bar{x})^2 \sum (y - \bar{y})^2}}$$

GRAFICO 6 – DINAMICA PREZZO ITALIA MASE E FATTORI DI COMPOSIZIONE - €/KLT



Correlazione prezzo al consumo ITALIA MASE – totale imposte = **0,69641**

Correlazione prezzo al consumo ITALIA MASE – prezzo contratto miscela = **0,93447**

Correlazione prezzo al consumo ITALIA MASE – margine industriale = **-0,04001**

Correlazione prezzo contratto miscela – margine industriale = **-0,36819**

$$Corral(X, Y) = \frac{\sum (x - \bar{x})(y - \bar{y})}{\sqrt{\sum (x - \bar{x})^2 \sum (y - \bar{y})^2}}$$

C. PREZZI MENSILI EXTRARETE E RELAZIONI CON PREZZO ITALIA E PREZZI CONTRATTO - €/KLT

TAVOLA 4 – PREZZI MASE E PREZZI EXTRA RETE, PREZZO DI CONTRATTO E MARGINI - €/KLT

MESE	PREZZO MEDIO ITALIA MASE €/KLT	PREZZO MEDIO EXTRA RETE €/KLT	PREZZO CONTRATTO MISCELA €/KLT	MARGINE RETE €/KLT	MARGINE EXTRA RETE €/KLT
GEN11	768,21	549,99	368,10	146,80	181,89
FEB11	790,85	501,93	336,40	197,38	165,54
MAR11	792,49	495,67	338,14	197,00	157,53
APR11	789,85	505,50	354,72	178,22	150,78
MAG11	779,26	496,36	381,68	142,44	114,68
GIU11	755,28	460,60	340,38	163,75	120,22
LUG11	734,65	444,94	323,46	163,48	121,48
AGO11	727,73	467,68	347,13	134,04	120,55
SET11	731,34	461,50	355,00	127,15	106,50
OTT11	730,11	459,02	335,43	142,69	123,59
NOV11	725,24	457,99	330,09	144,01	127,90
DIC11	735,09	465,95	341,21	123,29	124,74
GEN12	753,96	478,89	305,10	170,74	173,79
FEB12	792,17	548,27	411,12	96,29	137,15
MAR12	868,02	614,14	468,67	101,43	145,47
APR12	888,82	529,50	413,75	173,54	115,75
MAG12	843,28	474,63	387,39	162,27	87,25
GIU12	794,58	430,69	299,32	210,09	131,37
LUG12	742,02	397,41	262,64	203,33	134,77
AGO12	768,57	486,96	338,24	149,67	148,72
SET12	818,25	547,37	396,31	132,66	151,06
OTT12	851,43	554,52	410,57	145,82	143,95
NOV12	872,80	569,86	439,14	134,92	130,73
DIC12	880,12	559,82	410,53	169,57	149,29
GEN13	872,03	517,81	370,29	203,12	147,52
FEB13	856,76	501,79	367,51	193,29	134,28

MESE	PREZZO MEDIO ITALIA MASE €/KLT	PREZZO MEDIO EXTRA RETE €/KLT	PREZZO CONTRATTO MISCELA €/KLT	MARGINE RETE €/KLT	MARGINE EXTRA RETE €/KLT
MAR13	841,49	488,67	373,76	174,41	114,91
APR13	811,66	446,03	331,45	192,08	114,58
MAG13	773,74	398,13	290,84	201,35	107,30
GIU13	753,35	424,44	294,41	180,92	130,03
LUG13	768,03	450,50	320,68	166,79	129,82
AGO13	787,69	445,27	334,14	169,58	111,13
SET13	797,57	464,25	355,36	156,52	108,89
OTT13	788,34	456,75	330,67	168,25	126,08
NOV13	782,11	468,43	350,39	143,43	118,05
DIC13	844,80	567,24	438,78	106,41	128,46
GEN14	874,90	510,01	394,39	175,47	115,62
FEB14	823,39	464,52	342,75	184,89	121,77
MAR14	785,64	442,45	316,74	179,96	125,71
APR14	768,60	443,62	314,52	168,20	129,10
MAG14	761,25	433,50	291,16	185,55	142,34
GIU14	764,81	443,00	298,42	181,20	144,58
LUG14	770,29	436,54	321,78	162,34	114,76
AGO14	768,31	427,12	309,94	172,55	117,18
SET14	759,38	407,38	301,87	173,30	105,51
OTT14	750,62	440,26	305,06	162,93	135,20
NOV14	725,06	404,22	237,40	209,64	166,82
DIC14	685,83	345,16	219,83	195,06	125,33
GEN15	630,24	317,44	173,93	195,39	143,51
FEB15	619,99	317,31	162,59	198,32	154,72
MAR15	641,66	343,65	228,62	150,06	115,03
APR15	654,18	327,49	213,94	175,00	113,55
MAG15	641,71	319,03	198,86	179,87	120,17
GIU15	620,95	297,51	169,15	192,55	128,36
LUG15	602,40	298,57	169,70	176,80	128,87
AGO15	598,18	295,24	147,46	195,58	147,78

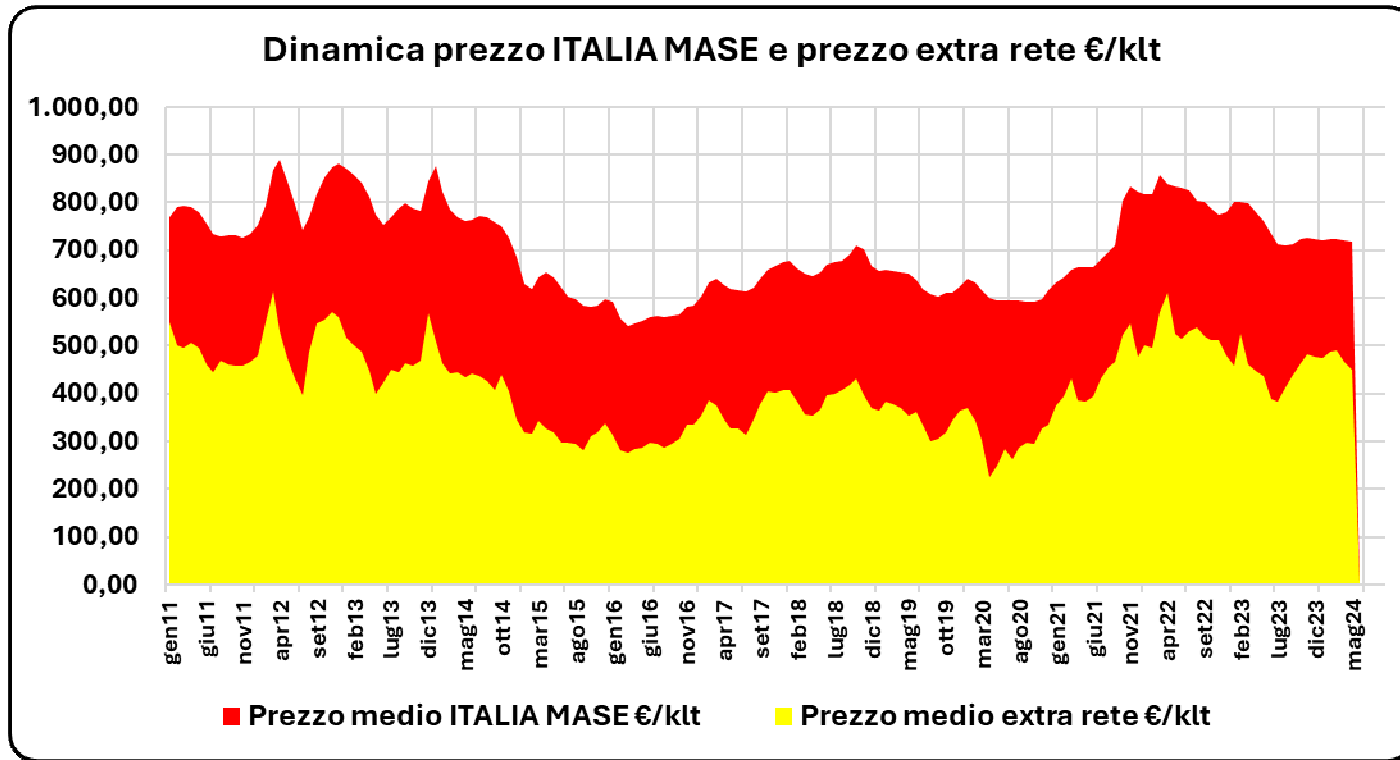
MESE	PREZZO MEDIO ITALIA MASE €/KLT	PREZZO MEDIO EXTRA RETE €/KLT	PREZZO CONTRATTO MISCELA €/KLT	MARGINE RETE €/KLT	MARGINE EXTRA RETE €/KLT
SET15	584,95	281,15	136,69	195,50	144,46
OTT15	582,06	309,79	174,13	155,70	135,66
NOV15	584,19	317,99	184,60	146,98	133,39
DIC15	598,72	336,59	195,00	148,48	141,59
GEN16	592,93	313,39	162,29	176,45	151,10
FEB16	556,62	280,30	135,92	173,06	144,38
MAR16	541,88	276,07	132,95	163,94	143,12
APR16	546,85	282,82	138,00	162,97	144,82
MAG16	551,17	286,80	145,62	158,89	141,18
GIU16	559,72	297,23	145,60	165,91	151,63
LUG16	562,90	295,57	150,97	163,16	144,60
AGO16	561,12	286,08	127,01	185,65	159,07
SET16	561,58	294,78	152,77	160,27	142,01
OTT16	565,73	306,15	171,38	145,06	134,77
NOV16	580,10	335,64	190,02	138,20	145,62
DIC16	585,02	335,97	190,82	141,44	145,15
GEN17	602,08	352,70	218,07	128,17	134,63
FEB17	631,78	386,68	249,02	121,56	137,66
MAR17	639,35	374,34	239,41	137,38	134,93
APR17	627,05	344,65	190,47	176,24	154,18
MAG17	618,00	326,94	171,21	188,07	155,73
GIU17	616,83	327,93	174,08	184,25	153,85
LUG17	613,40	313,29	150,47	205,05	162,82
AGO17	620,19	344,91	189,66	171,42	155,25
SET17	640,16	376,62	219,06	158,39	157,56
OTT17	657,85	403,62	244,09	147,86	159,53
NOV17	665,93	403,08	246,96	151,62	156,12
DIC17	675,15	408,23	250,32	155,81	157,91
GEN18	676,95	408,47	241,70	165,90	166,77
FEB18	660,47	381,83	214,54	179,56	167,29

MESE	PREZZO MEDIO ITALIA MASE €/KLT	PREZZO MEDIO EXTRA RETE €/KLT	PREZZO CONTRATTO MISCELA €/KLT	MARGINE RETE €/KLT	MARGINE EXTRA RETE €/KLT
MAR18	651,72	356,04	194,97	191,96	161,07
APR18	645,53	353,11	199,75	182,10	153,36
MAG18	653,32	366,25	223,45	164,79	142,80
GIU18	670,04	396,67	253,00	148,94	143,67
LUG18	675,24	399,08	252,89	153,32	146,19
AGO18	678,27	406,32	269,59	139,10	136,73
SET18	691,26	416,69	282,62	136,71	134,07
OTT18	709,81	430,16	309,50	125,04	120,66
NOV18	702,85	396,09	249,23	179,60	146,86
DIC18	666,03	370,67	182,66	216,00	188,01
GEN19	657,04	363,37	178,71	212,58	184,66
FEB19	657,71	382,22	204,74	187,10	177,48
MAR19	656,00	378,22	228,34	162,10	149,88
APR19	653,62	368,54	224,66	163,82	143,88
MAG19	650,94	353,85	222,76	163,53	131,09
GIU19	638,15	360,70	185,17	190,63	175,53
LUG19	620,16	334,70	165,96	195,10	168,74
AGO19	608,21	300,69	144,60	206,66	156,09
SET19	602,26	304,24	151,98	194,40	152,26
OTT19	609,99	319,13	187,80	164,92	131,33
NOV19	610,38	341,50	207,02	146,02	134,48
DIC19	623,96	365,56	216,09	148,09	149,47
GEN20	641,47	369,56	232,40	146,13	137,16
FEB20	633,08	342,78	223,83	147,82	118,95
MAR20	617,01	303,75	186,64	171,84	117,11
APR20	601,34	224,98	75,01	270,62	149,97
MAG20	594,19	248,18	100,64	239,13	147,54
GIU20	593,64	283,70	116,78	222,54	166,92
LUG20	594,23	262,17	151,90	187,90	110,27
AGO20	594,61	286,84	140,66	199,45	146,18

MESE	PREZZO MEDIO ITALIA MASE €/KLT	PREZZO MEDIO EXTRA RETE €/KLT	PREZZO CONTRATTO MISCELA €/KLT	MARGINE RETE €/KLT	MARGINE EXTRA RETE €/KLT
SET20	592,80	298,29	154,12	184,51	144,17
OTT20	591,87	295,45	175,43	162,44	120,02
NOV20	596,76	326,41	180,24	161,64	146,17
DIC20	615,11	336,02	183,67	173,25	152,35
GEN21	632,83	376,09	220,63	150,81	155,46
FEB21	644,12	394,37	229,89	150,81	164,48
MAR21	659,47	430,90	248,76	144,52	182,14
APR21	663,55	385,19	233,41	163,21	151,78
MAG21	663,28	382,91	209,15	187,25	173,76
GIU21	665,61	393,19	225,69	172,62	167,50
LUG21	680,71	431,05	280,10	130,59	150,95
AGO21	695,33	454,54	299,56	123,11	154,98
SET21	709,96	467,31	308,67	125,99	158,64
OTT21	804,80	523,30	361,11	151,29	162,19
NOV21	833,89	545,65	397,15	139,10	148,50
DIC21	821,36	477,96	349,41	176,56	128,55
GEN22	817,61	500,01	345,46	177,44	154,55
FEB22	818,37	496,84	373,96	149,57	122,88
MAR22	857,33	570,94	425,19	146,89	145,75
APR22	839,15	611,62	462,95	124,44	148,67
MAG22	833,89	524,58	418,02	165,06	106,56
GIU22	829,69	514,13	414,53	165,10	99,60
LUG22	824,57	530,24	359,04	216,40	171,20
AGO22	803,11	537,80	352,57	205,28	185,23
SET22	800,33	519,86	344,25	211,32	175,61
OTT22	788,64	512,35	306,30	239,68	206,05
NOV22	774,09	511,16	314,98	219,08	196,18
DIC22	778,64	478,71	308,50	210,56	170,21
GEN23	800,64	456,74	293,40	215,59	163,34
FEB23	801,04	524,89	340,96	168,36	183,93

MESE	PREZZO MEDIO ITALIA MASE €/KLT	PREZZO MEDIO EXTRA RETE €/KLT	PREZZO CONTRATTO MISCELA €/KLT	MARGINE RETE €/KLT	MARGINE EXTRA RETE €/KLT
MAR23	797,97	459,88	347,52	159,28	112,36
APR23	780,69	446,06	253,65	238,99	192,41
MAG23	760,78	436,69	247,17	229,15	189,52
GIU23	733,98	389,35	205,47	248,88	183,88
LUG23	711,95	383,32	176,53	259,77	206,79
AGO23	710,48	411,53	235,24	199,85	176,29
SET23	713,88	438,39	279,94	157,94	158,45
OTT23	723,49	463,11	295,29	150,46	167,82
NOV23	725,80	482,29	276,20	171,45	206,09
DIC23	722,71	477,21	271,59	173,53	205,62
GEN24	720,77	474,97	267,72	175,81	207,25
FEB24	723,16	486,39	271,97	173,52	214,42
MAR24	722,23	489,94	276,95	167,77	212,99
APR24	721,70	465,95	286,90	157,39	179,05
MAG24	719,16	449,47	250,56	191,65	198,91

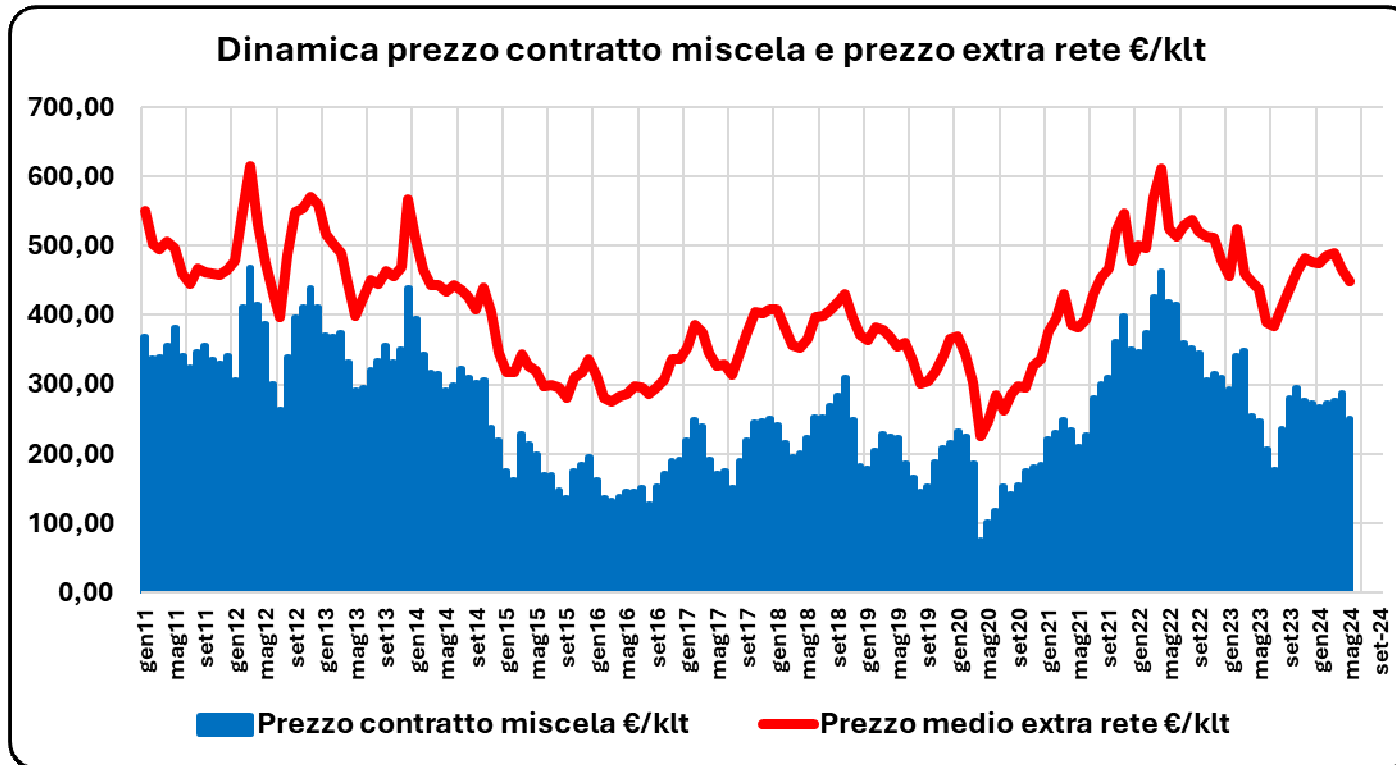
GRAFICO 7 – DINAMICA PREZZO ITALIA MASE E PREZZO EXTRA RETE - €/KLT



Correlazione prezzo al consumo ITALIA MASE – prezzo extra rete = **0,92488**

$$Correl(X,Y) = \frac{\sum (x-\bar{x})(y-\bar{y})}{\sqrt{\sum (x-\bar{x})^2 \sum (y-\bar{y})^2}}$$

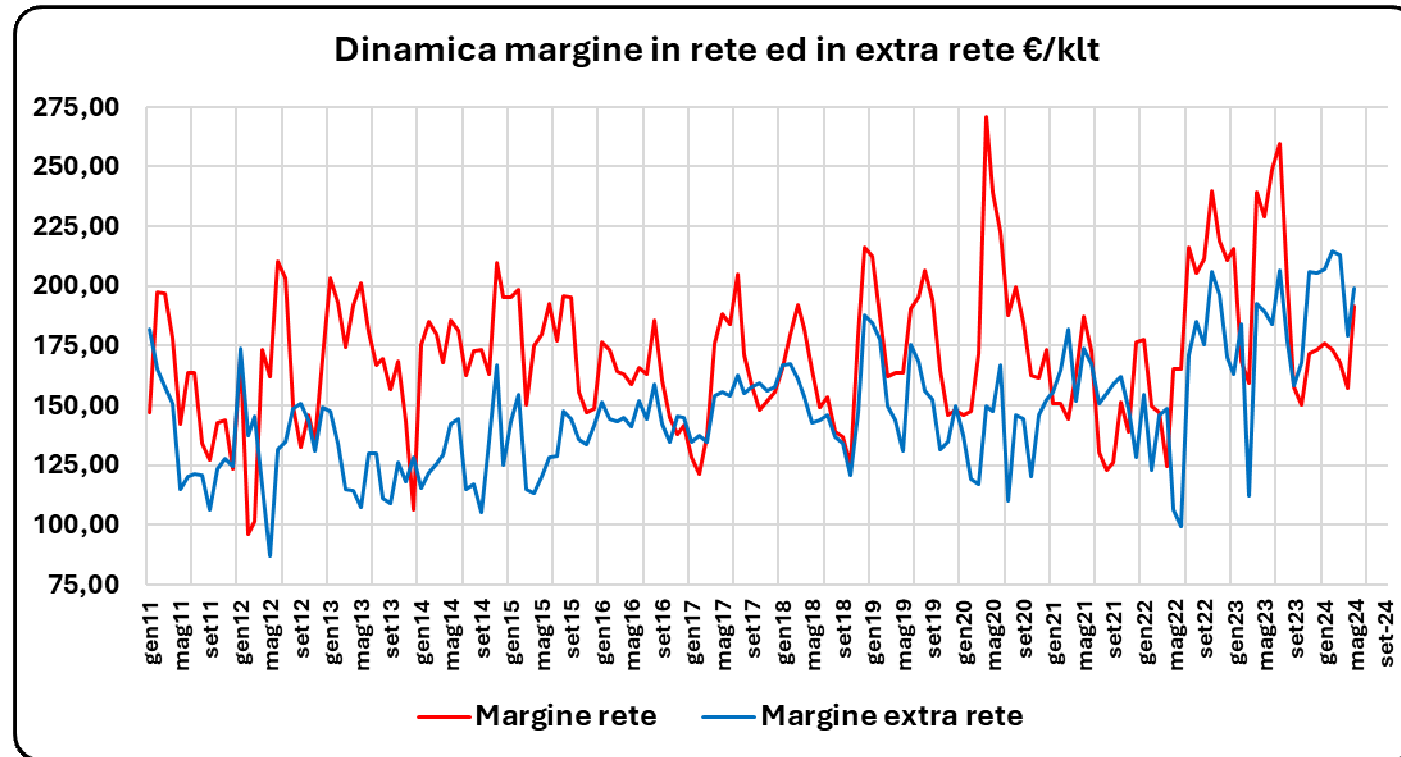
GRAFICO 8 – DINAMICA PREZZO EXTRA RETE E PREZZO CONTRATTO MISCELA - €/KLT



Correlazione prezzo al consumo ITALIA MASE – prezzo extra rete = **0,95694**

$$Correl(X, Y) = \frac{\sum (x - \bar{x})(y - \bar{y})}{\sqrt{\sum (x - \bar{x})^2 \sum (y - \bar{y})^2}}$$

GRAFICO 9 – DINAMICA MARGINE INDUSTRIALE RETE ED EXTRA RETE - €/KLT

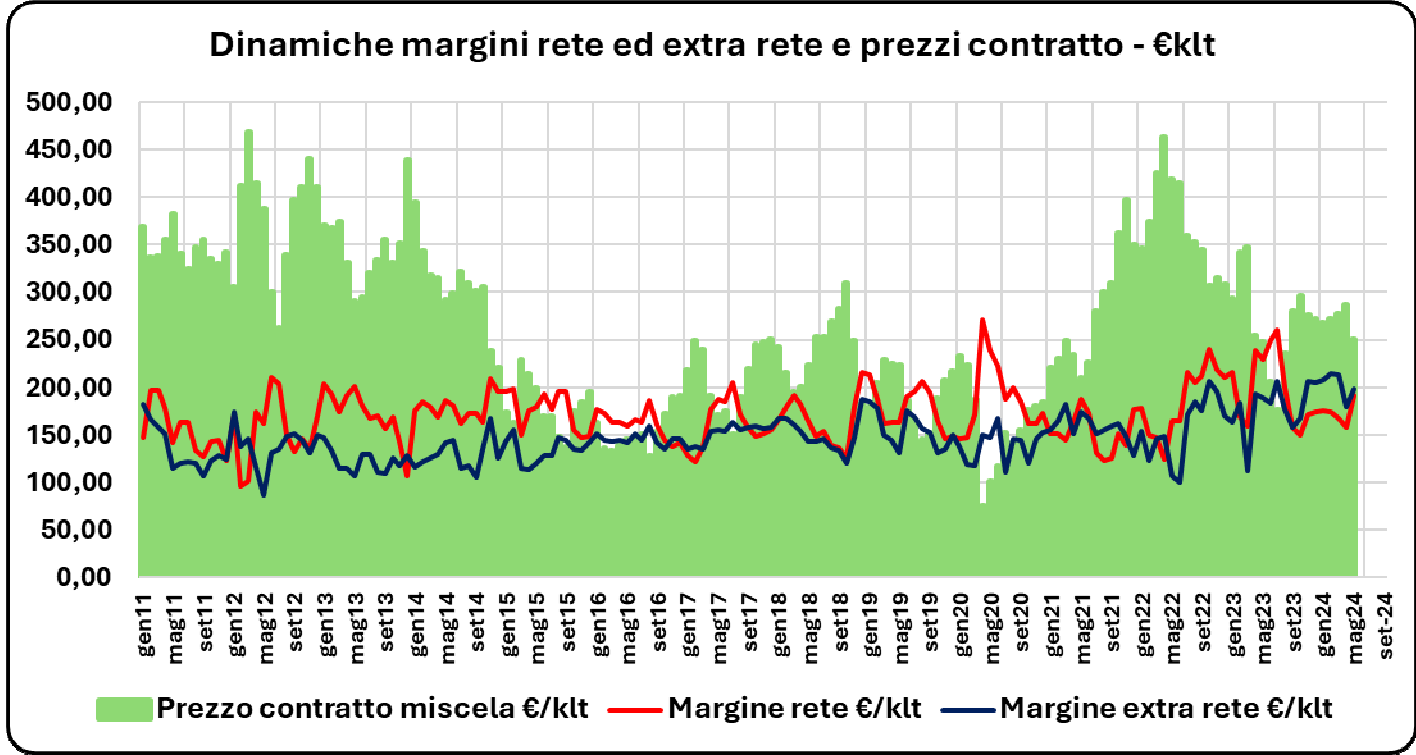


Correlazione prezzo di contratto – margine rete = **-0,36819**

Correlazione prezzo di contratto – margine extra rete = **-0,21440**

$$\text{Correl}(X, Y) = \frac{\sum (x - \bar{x})(y - \bar{y})}{\sqrt{\sum (x - \bar{x})^2 \sum (y - \bar{y})^2}}$$

GRAFICO 10 – DINAMICA MARGINI RETE ED EXTRA RETE E PREZZI DI CONTRATTO - €/KLT



D. DINAMICA DELLE IMPOSTE E COMPOSIZIONE % DEL PREZZO ITALIA MASE - €/KLT

GRAFICO 11 – DINAMICA IMPOSTE SUL PREZZO ITALIA MASE - €/KLT

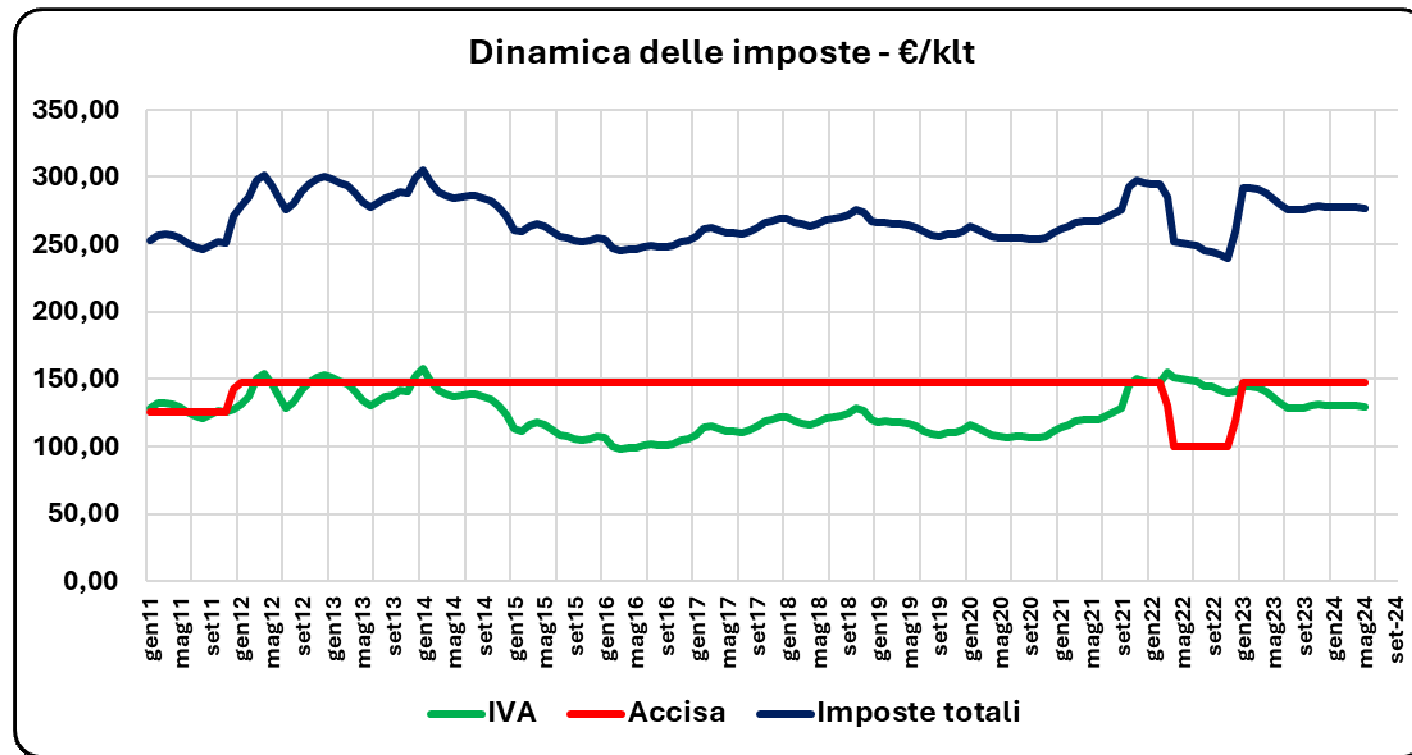


TAVOLA 5 – COMPOSIZIONE % PREZZO MEDIO ITALIA MASE - €/KLT – (*) costo prodotto = prezzo di contratto

MESE	IVA	ACCISA	IMPOSTE TOTALI	COSTO PRODOTTO (*)	MARGINE	PREZZO IND.LE
GEN11	16,67%	16,31%	32,97%	47,92%	19,11%	67,03%
FEB11	16,67%	15,84%	32,51%	42,54%	24,96%	67,49%
MAR11	16,67%	15,81%	32,47%	42,67%	24,86%	67,53%
APR11	16,67%	15,86%	32,53%	44,91%	22,56%	67,47%
MAG11	16,67%	16,08%	32,74%	48,98%	18,28%	67,26%
GIU11	16,67%	16,59%	33,25%	45,07%	21,68%	66,75%
LUG11	16,67%	17,05%	33,72%	44,03%	22,25%	66,28%
AGO11	16,67%	17,21%	33,88%	47,70%	18,42%	66,12%
SET11	16,94%	17,13%	34,07%	48,54%	17,39%	65,93%
OTT11	17,35%	17,16%	34,51%	45,94%	19,54%	65,49%
NOV11	17,36%	17,27%	34,63%	45,51%	19,86%	65,37%
DIC11	17,36%	19,45%	36,81%	46,42%	16,77%	63,19%
GEN12	17,36%	19,53%	36,89%	40,47%	22,65%	63,11%
FEB12	17,35%	18,59%	35,95%	51,90%	12,16%	64,05%
MAR12	17,36%	16,97%	34,32%	53,99%	11,69%	65,68%
APR12	17,36%	16,57%	33,92%	46,55%	19,52%	66,08%
MAG12	17,35%	17,46%	34,82%	45,94%	19,24%	65,18%
GIU12	17,36%	18,53%	35,89%	37,67%	26,44%	64,11%
LUG12	17,36%	19,85%	37,20%	35,39%	27,40%	62,80%
AGO12	17,36%	19,16%	36,52%	44,01%	19,47%	63,48%
SET12	17,36%	18,00%	35,35%	48,43%	16,21%	64,65%
OTT12	17,36%	17,30%	34,65%	48,22%	17,13%	65,35%
NOV12	17,36%	16,87%	34,23%	50,31%	15,46%	65,77%
DIC12	17,36%	16,73%	34,09%	46,64%	19,27%	65,91%
GEN13	17,35%	16,89%	34,24%	42,46%	23,29%	65,76%
FEB13	17,35%	17,19%	34,54%	42,90%	22,56%	65,46%
MAR13	17,35%	17,50%	34,86%	44,42%	20,73%	65,14%
APR13	17,36%	18,14%	35,50%	40,84%	23,66%	64,50%

MESE	IVA	ACCISA	IMPOSTE TOTALI	COSTO PRODOTTO (*)	MARGINE	PREZZO IND.LE
MAG13	17,35%	19,03%	36,39%	37,59%	26,02%	63,61%
GIU13	17,36%	19,55%	36,90%	39,08%	24,02%	63,10%
LUG13	17,35%	19,18%	36,53%	41,75%	21,72%	63,47%
AGO13	17,36%	18,70%	36,05%	42,42%	21,53%	63,95%
SET13	17,36%	18,46%	35,82%	44,56%	19,62%	64,18%
OTT13	18,03%	18,68%	36,71%	41,95%	21,34%	63,29%
NOV13	18,03%	18,83%	36,86%	44,80%	18,34%	63,14%
DIC13	18,03%	17,43%	35,47%	51,94%	12,60%	64,53%
GEN14	18,03%	16,83%	34,87%	45,08%	20,06%	65,13%
FEB14	18,03%	17,89%	35,92%	41,63%	22,46%	64,08%
MAR14	18,03%	18,75%	36,78%	40,32%	22,91%	63,22%
APR14	18,03%	19,16%	37,19%	40,92%	21,88%	62,81%
MAG14	18,03%	19,35%	37,38%	38,25%	24,37%	62,62%
GIU14	18,03%	19,26%	37,29%	39,02%	23,69%	62,71%
LUG14	18,03%	19,12%	37,15%	41,77%	21,08%	62,85%
AGO14	18,03%	19,17%	37,20%	40,34%	22,46%	62,80%
SET14	18,03%	19,39%	37,43%	39,75%	22,82%	62,57%
OTT14	18,03%	19,62%	37,65%	40,64%	21,71%	62,35%
NOV14	18,03%	20,31%	38,34%	32,74%	28,91%	61,66%
DIC14	18,03%	21,47%	39,51%	32,05%	28,44%	60,49%
GEN15	18,03%	23,37%	41,40%	27,60%	31,00%	58,60%
FEB15	18,03%	23,75%	41,79%	26,23%	31,99%	58,21%
MAR15	18,03%	22,95%	40,98%	35,63%	23,39%	59,02%
APR15	18,03%	22,51%	40,55%	32,70%	26,75%	59,45%
MAG15	18,03%	22,95%	40,98%	30,99%	28,03%	59,02%
GIU15	18,03%	23,72%	41,75%	27,24%	31,01%	58,25%
LUG15	18,03%	24,45%	42,48%	28,17%	29,35%	57,52%
AGO15	18,03%	24,62%	42,65%	24,65%	32,70%	57,35%
SET15	18,03%	25,18%	43,21%	23,37%	33,42%	56,79%
OTT15	18,03%	25,30%	43,33%	29,92%	26,75%	56,67%
NOV15	18,03%	25,21%	43,24%	31,60%	25,16%	56,76%

MESE	IVA	ACCISA	IMPOSTE TOTALI	COSTO PRODOTTO (*)	MARGINE	PREZZO IND.LE
DIC15	18,03%	24,60%	42,63%	32,57%	24,80%	57,37%
GEN16	18,03%	24,84%	42,87%	27,37%	29,76%	57,13%
FEB16	18,03%	26,46%	44,49%	24,42%	31,09%	55,51%
MAR16	18,03%	27,18%	45,21%	24,53%	30,25%	54,79%
APR16	18,03%	26,93%	44,96%	25,24%	29,80%	55,04%
MAG16	18,03%	26,72%	44,75%	26,42%	28,83%	55,25%
GIU16	18,03%	26,31%	44,34%	26,01%	29,64%	55,65%
LUG16	18,03%	26,16%	44,20%	26,82%	28,99%	55,81%
AGO16	18,03%	26,25%	44,28%	22,63%	33,09%	55,72%
SET16	18,03%	26,22%	44,26%	27,20%	28,54%	55,74%
OTT16	18,03%	26,03%	44,07%	30,29%	25,64%	55,93%
NOV16	18,03%	25,39%	43,42%	32,76%	23,82%	56,58%
DIC16	18,03%	25,17%	43,21%	32,62%	24,18%	56,79%
GEN17	18,03%	24,46%	42,49%	36,22%	21,29%	57,51%
FEB17	18,03%	23,31%	41,34%	39,41%	19,24%	58,66%
MAR17	18,03%	23,03%	41,07%	37,45%	21,49%	58,93%
APR17	18,03%	23,49%	41,52%	30,38%	28,11%	58,48%
MAG17	18,03%	23,83%	41,86%	27,70%	30,43%	58,14%
GIU17	18,03%	23,88%	41,91%	28,22%	29,87%	58,09%
LUG17	18,03%	24,01%	42,04%	24,53%	33,43%	57,96%
AGO17	18,03%	23,75%	41,78%	30,58%	27,64%	58,22%
SET17	18,03%	23,01%	41,04%	34,22%	24,74%	58,96%
OTT17	18,03%	22,39%	40,42%	37,10%	22,48%	59,58%
NOV17	18,03%	22,11%	40,15%	37,09%	22,77%	59,85%
DIC17	18,03%	21,81%	39,85%	37,08%	23,08%	60,15%
GEN18	18,03%	21,75%	39,79%	35,70%	24,51%	60,21%
FEB18	18,03%	22,30%	40,33%	32,48%	27,19%	59,67%
MAR18	18,03%	22,60%	40,63%	29,92%	29,45%	59,37%
APR18	18,03%	22,81%	40,85%	30,94%	28,21%	59,15%
MAG18	18,03%	22,54%	40,57%	34,20%	25,22%	59,43%
GIU18	18,03%	21,98%	40,01%	37,76%	22,23%	59,99%

MESE	IVA	ACCISA	IMPOSTE TOTALI	COSTO PRODOTTO (*)	MARGINE	PREZZO IND.LE
LUG18	18,03%	21,81%	39,84%	37,45%	22,71%	60,16%
AGO18	18,03%	21,71%	39,75%	39,75%	20,51%	60,25%
SET18	18,03%	21,30%	39,34%	40,89%	19,78%	60,66%
OTT18	18,03%	20,75%	38,78%	43,60%	17,62%	61,22%
NOV18	18,03%	20,95%	38,99%	35,46%	25,55%	61,01%
DIC18	18,03%	22,11%	40,14%	27,43%	32,43%	59,86%
GEN19	18,03%	22,41%	40,45%	27,20%	32,35%	59,55%
FEB19	18,03%	22,39%	40,42%	31,13%	28,45%	59,58%
MAR19	18,03%	22,45%	40,48%	34,81%	24,71%	59,52%
APR19	18,03%	22,53%	40,56%	34,37%	25,06%	59,44%
MAG19	18,03%	22,62%	40,66%	34,22%	25,12%	59,34%
GIU19	18,03%	23,08%	41,11%	29,02%	29,87%	58,89%
LUG19	18,03%	23,75%	41,78%	26,76%	31,46%	58,22%
AGO19	18,03%	24,21%	42,25%	23,77%	33,98%	57,75%
SET19	18,03%	24,45%	42,49%	25,23%	32,28%	57,51%
OTT19	18,03%	24,14%	42,18%	30,79%	27,04%	57,82%
NOV19	18,03%	24,13%	42,16%	33,92%	23,92%	57,84%
DIC19	18,03%	23,60%	41,63%	34,63%	23,73%	58,37%
GEN20	18,03%	22,96%	40,99%	36,23%	22,78%	59,01%
FEB20	18,03%	23,26%	41,29%	35,36%	23,35%	58,71%
MAR20	18,03%	23,87%	41,90%	30,25%	27,85%	58,10%
APR20	18,03%	24,49%	42,52%	12,47%	45,00%	57,48%
MAG20	18,03%	24,79%	42,82%	16,94%	40,24%	57,18%
GIU20	18,03%	24,81%	42,84%	19,67%	37,49%	57,16%
LUG20	18,03%	24,78%	42,82%	25,56%	31,62%	57,18%
AGO20	18,03%	24,77%	42,80%	23,66%	33,54%	57,20%
SET20	18,03%	24,84%	42,88%	26,00%	31,13%	57,12%
OTT20	18,03%	24,88%	42,91%	29,64%	27,45%	57,09%
NOV20	18,03%	24,68%	42,71%	30,20%	27,09%	57,29%
DIC20	18,03%	23,94%	41,97%	29,86%	28,17%	58,03%
GEN21	18,03%	23,27%	41,30%	34,86%	23,83%	58,70%

MESE	IVA	ACCISA	IMPOSTE TOTALI	COSTO PRODOTTO (*)	MARGINE	PREZZO IND.LE
FEB21	18,03%	22,86%	40,90%	35,69%	23,41%	59,10%
MAR21	18,03%	22,33%	40,36%	37,72%	21,91%	59,64%
APR21	18,03%	22,19%	40,23%	35,18%	24,60%	59,77%
MAG21	18,03%	22,20%	40,24%	31,53%	28,23%	59,76%
GIU21	18,03%	22,13%	40,16%	33,91%	25,93%	59,84%
LUG21	18,03%	21,63%	39,67%	41,15%	19,18%	60,33%
AGO21	18,03%	21,18%	39,21%	43,08%	17,70%	60,79%
SET21	18,03%	20,74%	38,78%	43,48%	17,75%	61,22%
OTT21	18,03%	18,30%	36,33%	44,87%	18,80%	63,67%
NOV21	18,03%	17,66%	35,69%	47,63%	16,68%	64,31%
DIC21	18,03%	17,93%	35,96%	42,54%	21,50%	64,04%
GEN22	18,03%	18,01%	36,05%	42,25%	21,70%	63,95%
FEB22	18,03%	18,00%	36,03%	45,70%	18,28%	63,97%
MAR22	18,03%	15,24%	33,27%	49,60%	17,13%	66,73%
APR22	18,03%	11,97%	30,00%	55,17%	14,83%	70,00%
MAG22	18,03%	12,04%	30,08%	50,13%	19,79%	69,92%
GIU22	18,03%	12,11%	30,14%	49,96%	19,90%	69,86%
LUG22	18,03%	12,18%	30,21%	43,54%	26,24%	69,79%
AGO22	18,03%	12,51%	30,54%	43,90%	25,56%	69,46%
SET22	18,03%	12,55%	30,58%	43,01%	26,40%	69,42%
OTT22	18,03%	12,74%	30,77%	38,84%	30,39%	69,23%
NOV22	18,03%	12,98%	31,01%	40,69%	28,30%	68,99%
DIC22	18,03%	15,30%	33,34%	39,62%	27,04%	66,66%
GEN23	18,03%	18,39%	36,43%	36,65%	26,93%	63,57%
FEB23	18,03%	18,38%	36,42%	42,56%	21,02%	63,58%
MAR23	18,03%	18,46%	36,49%	43,55%	19,96%	63,51%
APR23	18,03%	18,86%	36,90%	32,49%	30,61%	63,10%
MAG23	18,03%	19,36%	37,39%	32,49%	30,12%	62,61%
GIU23	18,03%	20,06%	38,10%	27,99%	33,91%	61,90%
LUG23	18,03%	20,69%	38,72%	24,80%	36,49%	61,28%
AGO23	18,03%	20,73%	38,76%	33,11%	28,13%	61,24%

MESE	IVA	ACCISA	IMPOSTE TOTALI	COSTO PRODOTTO (*)	MARGINE	PREZZO IND.LE
SET23	18,03%	20,63%	38,66%	39,21%	22,12%	61,34%
OTT23	18,03%	20,36%	38,39%	40,81%	20,80%	61,61%
NOV23	18,03%	20,29%	38,32%	38,05%	23,62%	61,68%
DIC23	18,03%	20,38%	38,41%	37,58%	24,01%	61,59%
GEN24	18,03%	20,43%	38,46%	37,14%	24,39%	61,54%
FEB24	18,03%	20,36%	38,40%	37,61%	23,99%	61,60%
MAR24	18,03%	20,39%	38,42%	38,35%	23,23%	61,58%
APR24	18,03%	20,41%	38,44%	39,75%	21,81%	61,56%
MAG24	18,03%	20,48%	38,51%	34,84%	26,65%	61,49%

FONTI

ARGUS – PLATT’S – EUROPEAN CENTRAL BANK

